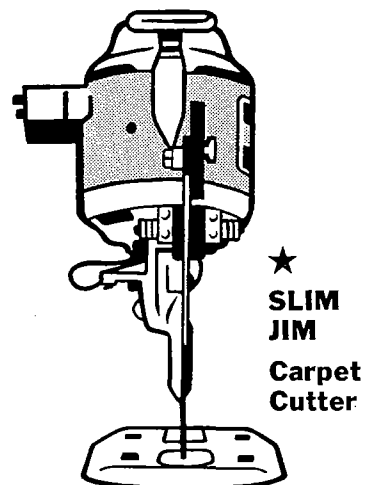




WOLF®

CIRCULAR KNIFE PARTS & SERVICE MANUAL

10th EDITION, Published August 1993



SERVICE INSTRUCTIONS

WARNING

This is a hazardous type of machinery and should be used with care. Always disconnect electrical connector before performing repairs, adjustments or maintenance. Be sure machine is properly grounded. Never place hands or any part of your person in the path of the machine when it's in service. Keep the front guard as low as possible during operation and completely down when not in use. For personal safety the operator should remove all loose fitting jewelry, shouldn't wear loose or baggy fitting clothing and persons with long hair should cover or pull it back.

Keep the machine clean and properly adjusted, as this will add to its life and efficiency. When ordering replacement parts be sure to give Part No., description and machine size.

MOTOR ROTATION

Before placing three phase machines in service be sure the knife rotates in a counter-clockwise direction when looking at the nameplate side of the machine. The rotation can be checked by a flash contact at the electrical connector with the switch turned on. To reverse direction, interchange two wires (not ground wire) at electrical connector.

CAUTION Should the machine be run in the wrong direction parts could unscrew and damage machine. Single phase machines always rotate in the proper direction.

LUBRICATION

The grease cup in the standard should be half filled with grease. Use only a good grade of cup grease.

To oil sharpener journals, remove screw in end of bushing shaft and oil. Keep emery free from oil and grease. To do this, remove emery and rub wheels together until they show a good surface, or spray with Keep-M-Kleen solution (Order #2100600).

TO SHARPEN KNIFE

It is most essential that a keen cutting edge be kept on the knife at all times, as this insures clean and easy cutting. To obtain this, the grinding wheels must be kept properly adjusted. Because of the wear of knife and emery wheels, it is necessary to adjust emeries toward the knife to avoid long bevel. Wheels must touch knife evenly. Adjustment is made by releasing screws clamping the threaded journals. The journals can then be turned to the proper position. Care should be taken that the emery wheels do not go too far down on knife. A good bevel of 1/8" makes a good cutting edge. Emeries must spin free at all times.

TO REMOVE KNIFE

To remove knife, place pin in hole through standard. Use knife wrench and turn knife nut to left. When knife wears, move toeplate back so that knife is about 1/16" from end of slot. Be sure to tighten screws that secure toeplate.

TO REMOVE GEAR

To remove knife gear, have knife on gear. Then put pin in knife and standard and loosen grease cap with pin wrench. Remove knife and cap. Then remove screw and washer. The gear can then be lifted off. Be sure not to lose any washers that may be under bearing, as they adjust the mesh of the gears. When replacing, be sure the screw and cap are tight.

WOLF®
1st / Since 1888

THE WOLF MACHINE COMPANY

5570 Creek Road ■ Cincinnati, OH 45242 ■ USA
Phone: 513-791-5194 ■ Telex #275189 WEPKO
FAX 1-513-791-0925 ■ TOLL FREE 1-800-543-WOLF

From the library of: Superior Sewing Machine & Supply LLC

**GEARS • STANDARD
BLADE • BASE**

- 3515000 4557300
- 3515100 4557400
- 3515100 4557500
- 3515500 4557600
- 4557700

KORLOY	ALUMINUM
3565099	3565098
4565199	4565198
4565299	4565298
4565399	4565398
4565499	4565498
4565599	4565598

3560000	4559700	4560200
3560100	4559800	4560300
3560200	4559900	4560400
	4560000	4560500
	4560100	4560600
		4560700

- 3604093 #23
- 4559393 #22, #21
- 4559493 #24, #18, #19

**BLAZER
CLIPPER**

SEE PARTS LIST BOTTOM
OF NEXT PAGE FOR
DIFFERENT SIZES, TYPES
OF MATERIALS & NUMBERS.

- 3285360
 - 3584250
 - 4584350
- Footplate & Lifter S.A.

- 1083099
- 3583099
- 4583199

- 4582200
- 1081000
- 1081100
- 9900353

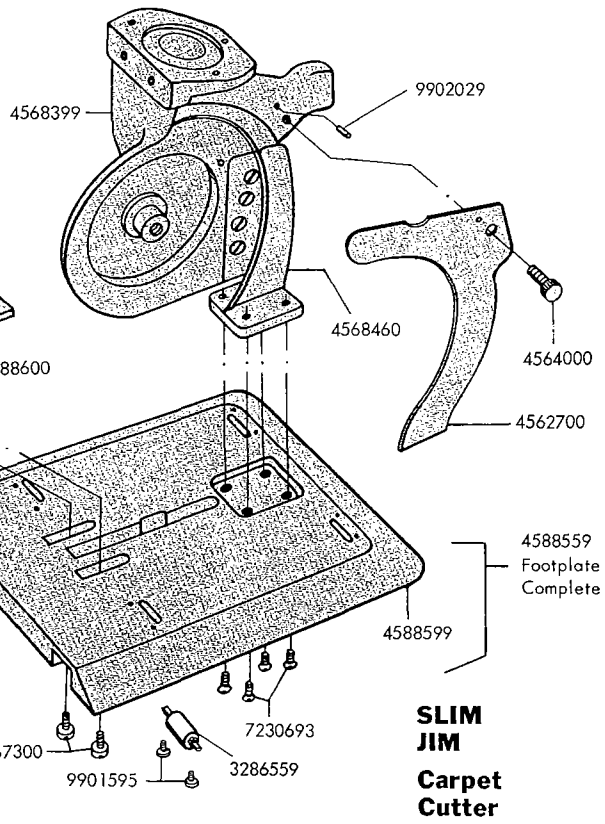
- 1082200
- 3582000
- 4582500

- 3298100
- 3567000
- 4567200

- 1086400
- 3586600
- 3286559
- 3586050
- 4586159

- 3285259
- 3584059
- 4584159

- 3590000
- 4590200
- 4590100



**SLIM
JIM
Carpet
Cutter**

PARTS APPEARING GREY
ARE SLIM JIM CARPET
CUTTER PARTS ONLY.

NUMBERS FOR GEARS, STANDARD & BASE

IN NUMERICAL ORDER

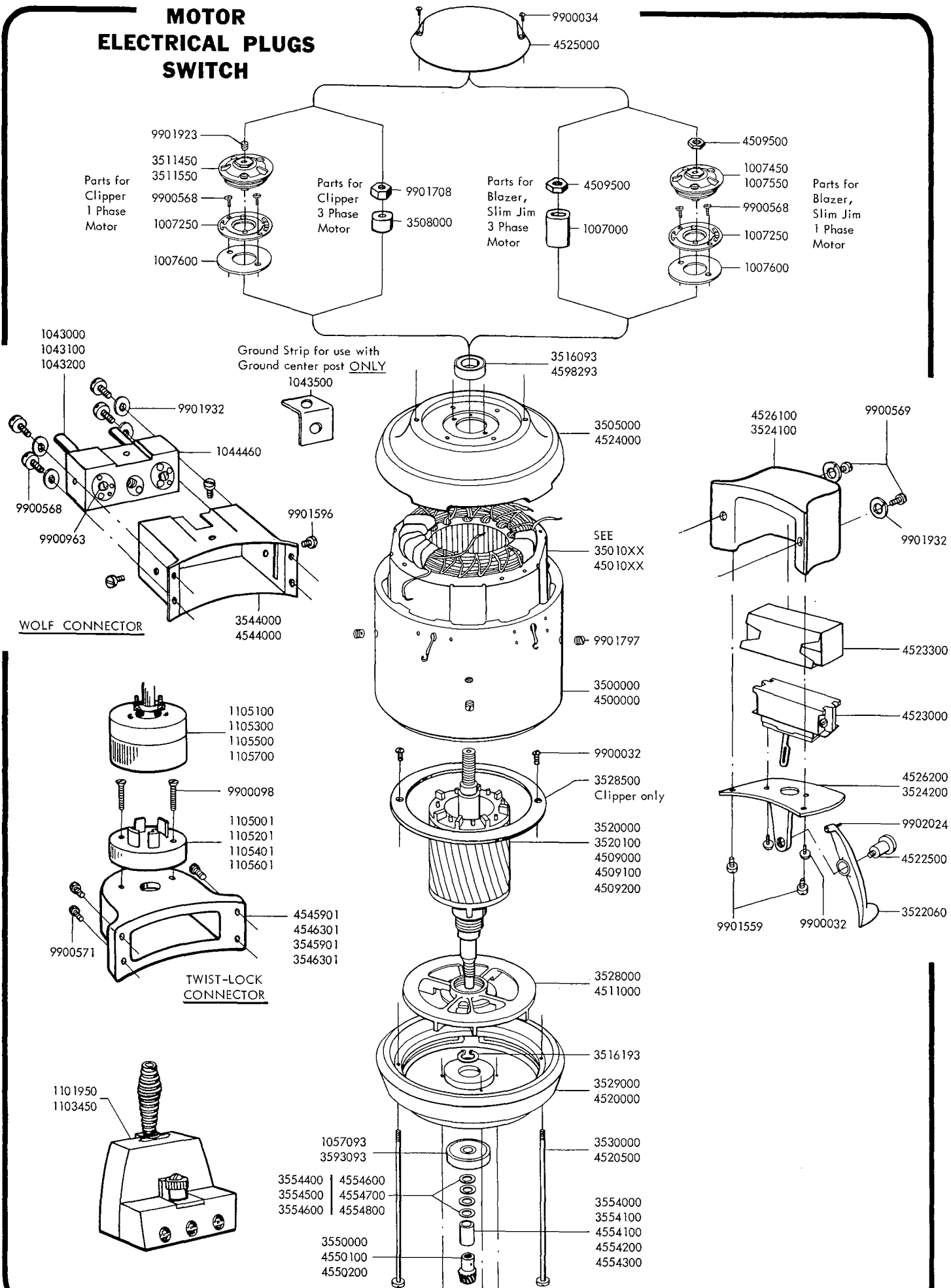
Blazer, Clipper, Slim Jim Part No.	Description	Quantity used if more than 1	Blazer, Clipper, Slim Jim Part No.	Description	Quantity used if more than 1
1081000	Lifter Spring				
1081100	Lifter Pin				
1082200	Hinge Pin 4-3/4", 5-1/4", 6"				
*□ 1083099	Cloth Lifter 7"				
1086400	Roller Washer	12	□★ 4560200	Knife Gear Shim .001 5-1/4" #24, 6", 7"	
1386060	Wood Handle		□★ 4560300	Knife Gear Shim .003 5-1/4" #24, 6", 7"	
*□ 3264000	Knife Nut 5-1/4" #24, 6", 7"		□★ 4560400	Knife Gear Shim .005 5-1/4" #24, 6", 7"	
□ 3285259	Footplate Complete 7"		□★ 4560500	Knife Gear Shim .010 5-1/4" #24, 6", 7"	
□ 3285299	Footplate 7"		□★ 4560600	Knife Gear Shim .032 5-1/4" #24, 6", 7"	
□ 3285360	Footplate & Lifter S. A. 7"		□★ 4560700	Knife Gear Shim .002 5-1/4" #24, 6", 7"	
*□ 3286559	Roller Complete 7", 5-1/4" #24	4	●★ 4561000	Lockwasher 4-3/4", 5-1/4" #21	
□ 3298100	Toe Plate 7"		□★ 4561100	Lockwasher 5-1/4" #24, 6", 7"	
● 3515000	Shim for Bottom Head Brg. .002		4561600	Left Hand Screw (All except 4" sizes)	
● 3515100	Shim for Bottom Head Brg. .003		★ 4562700	Rear Knife Guard	
● 3515500	Shim for Bottom Head Brg. .005		●□ 4563160	4-3/4" Rear Knife Guard	
● 3552001	Knife Gear 4"		●□ 4563260	5-1/4" Rear Knife Guard	
● 3555000	Bearing Locknut 4"		□ 4563360	6" Rear Knife Guard	
● 3560000	Aligning Washer 4" (.001)		□ 4563460	7" Rear Knife Guard	
● 3560100	Aligning Washer 4" (.003)		4564000	Thumb Screw	
● 3560200	Aligning Washer 4" (.005)		□ 4564601	Knife Nut 4-3/4", 5-1/4" #21	
● 3561500	Left Hand Screw 4"		□ 4565198	Standard 4-3/4" Aluminum	
● 3563060	4" Rear Knife Guard S. A.		□ 4565199	Standard 4-3/4" Korloy	
● 3564501	4" Knife Nut		□ 4565298	Standard 5-1/4" #21 Aluminum	
● 3565098	4" Standard Aluminum		●□ 4565299	Standard 5-1/4" #21 Korloy	
● 3565099	4" Standard Korloy		□ 4565398	Standard 5-1/4" #24 Aluminum	
● 3566400	Grease Shield 4"		□ 4565399	Standard 5-1/4" #24 Korloy	
● 3567000	Toe Plate 4"		□ 4565498	Standard 6" Aluminum	
● 3582000	Hinge Pin 4"		□ 4565499	Standard 6" Korloy	
● 3583099	Cloth Lifter 4"		□ 4565598	Standard 7" Aluminum	
● 3584059	Footplate Complete 4"		□ 4565599	Standard 7" Korloy	
● 3584250	Footplate & Lifter S. A. 4"		● 4566200	Reducing Collar 4-3/4", 5-1/4" #21 (not shown)	
● 3584499	Footplate 4"		□ 4566500	Grease Shield 4-3/4", 5-1/4" #21	
● 3586050	Roller Assembly 4"	4	□★ 4566600	Grease Shield 5-1/4" #24, 6", 7"	
● 3586600	Roller Washer 4"	12	□ 4567200	Toe Plate 4-3/4", 5-1/4" & 6"	
● 3590000	Pin Wrench 4"		4567300	Screw to secure Toe Plate	2
● 3604093	Knife Bearing 4" #23		★ 4568399	Slim Jim Standard	
4532000	Grease Cup		★ 4568460	Slim Jim Base S. A.	
□ 4552101	Knife Gear 4-3/4" #22, 5-1/4" #21 (1-1/16" ID)		4582200	Lifter Spring	
□★ 4552201	Knife Gear 5-1/4" #24, 6" #18, 7" #19 (2" ID)		□ 4582500	Hinge Pin 7"	
□ 4555100	Bearing Locknut 4-3/4", 5-1/4" #21		4583199	Lifter 4-3/4", 5-1/4", 6"	
□★ 4555200	Bearing Locknut 5-1/4" #24, 6", 7"		□ 4584159	Footplate Complete 4-3/4", 5-1/4", 6"	
□★ 4557300	Shim for Bottom Head Brg. (.001)		□ 4584350	Footplate & Lifter S. A. 4-3/4", 5-1/4", 6"	
□★ 4557400	Shim for Bottom Head Brg. (.002)		□ 4584599	Footplate 4-3/4", 5-1/4", 6"	
□★ 4557500	Shim for Bottom Head Brg. (.003)				
□★ 4557600	Shim for Bottom Head Brg. (.005)		□ 4586159	Roller S. A. 4-3/4", 5-1/4", & 6"	4
□★ 4557700	Shim for Bottom Head Brg. (.010)		★ 4588559	Footplate Complete - Slim Jim	
□ 4559393	Knife Bearing 4-3/4" #22, 5-1/4" #21		★ 4588599	Footplate - Slim Jim	
□★ 4559493	Knife Bearing 5-1/4" #24, 6" #18, 7" #19		★ 4588600	Toe Plate - Slim Jim	
□ 4559700	Knife Gear Shim .010 4-3/4", 5-1/4" #21		●□ 4590100	Pin Wrench 4-3/4", 5-1/4" #21	
□ 4559800	Knife Gear Shim .001 4-3/4", 5-1/4" #21		★□ 4590200	Pin Wrench 5-1/4" #24, 6", 7"	
□ 4559900	Knife Gear Shim .002 4-3/4", 5-1/4" #21		● 7230593	Hardened Screw	3
□ 4560000	Knife Gear Shim .003 4-3/4", 5-1/4" #21		★□ 7230693	Hardened Screw	3 or 4
□ 4560100	Knife Gear Shim .005 4-3/4", 5-1/4" #21		9900353	Screw to secure Hinge Pin	2
			9900571	Screw to secure Bottom Head	3
			9901595	Screw to secure Rollers	8
			★ 9902029	Roll Pin	3

BLADES

Part No.	Description	Part No.	Description
● 1430770	4" Carbon (1-1/4" ID)	□ 1429970	5-1/4" Carbon (1-11/16" ID) #21
● 1430871	4" High Speed #23	□ 1430071	5-1/4" High Speed #21
● 1430973	4" Teflon	□ 1430173	5-1/4" Teflon #21
□ 1430370	4-3/4" Carbon #22	□ 1431170	5-1/4" Carbon #24
□ 1430471	4-3/4" High Speed	□ 1431271	5-1/4" High Speed #24
□ 1430573	4-3/4" Teflon (1-11/16" ID)	□ 1431373	5-1/4" Teflon (2" ID) #24
		□ 1427070	6" Carbon
		□★ 1427173	6" Teflon #18 (2" ID)
		□★ 1427371	6" High Speed
		□ 1428970	7" Carbon
		□ 1429071	7" High Speed #19 (2" ID)
		□ 1429173	7" Teflon

Parts NOT COMMON to all machines are identified with symbols.
 □ BLAZER ● CLIPPER ★ SLIM JIM - Carpet Cutter

MOTOR ELECTRICAL PLUGS SWITCH



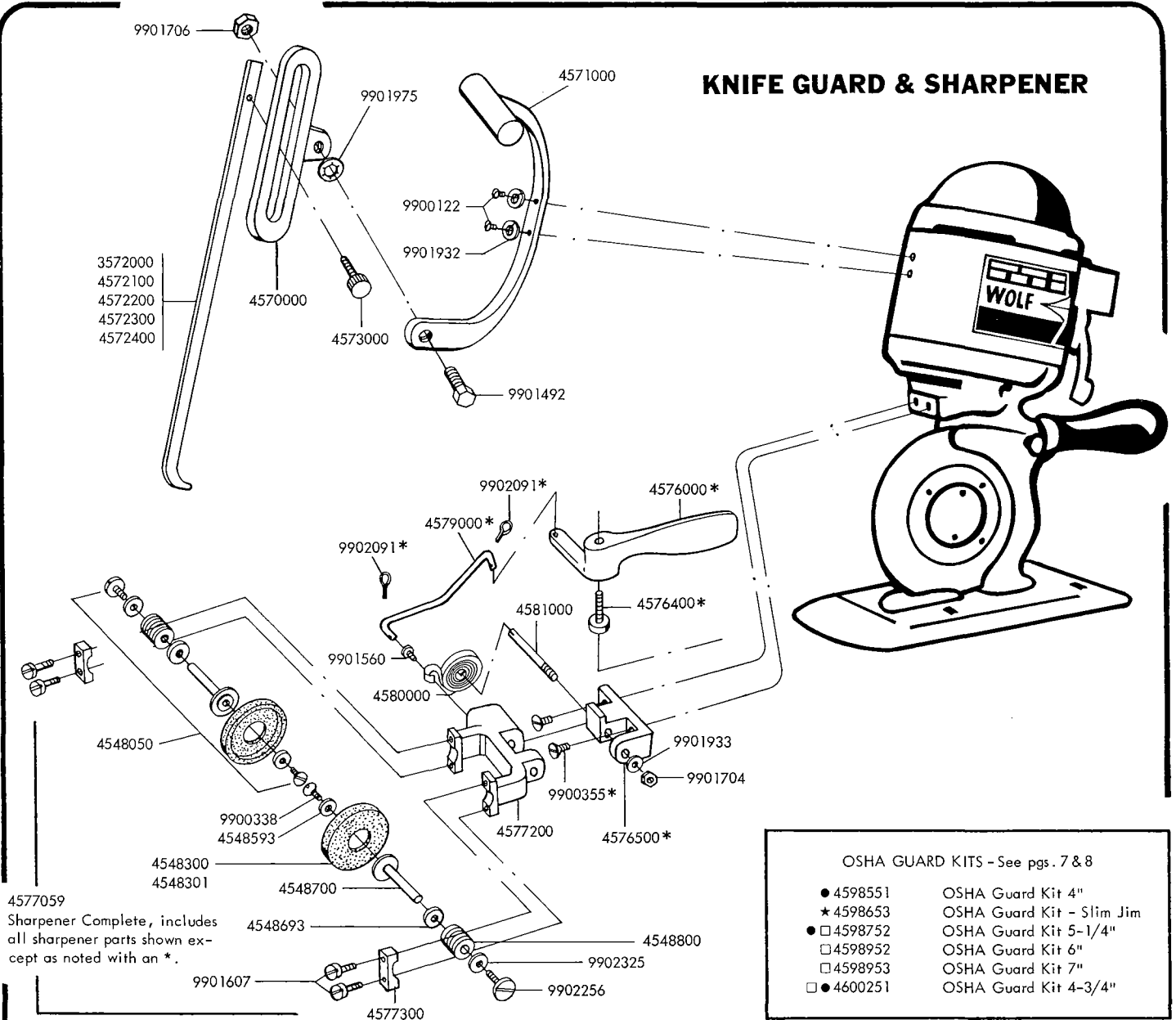
NUMBERS FOR MOTOR, ELECTRICAL PLUGS & SWITCH

IN NUMERICAL ORDER

Part No	Description	Quantity used if more than 1	Part No.	Description	Quantity used if more than 1
☐★1007000	3 Phase Spacer		●3593093	Bottom Head Bearing	
1007250	Inner Breaker		☐★4500000	Motor Case	
☐★1007450	Outer Breaker 60 Cycle		☐★4501001	Stator 110/1/60	
☐★1007550	Outer Breaker 50 Cycle		☐★4501004	Stator 220/1/50	
1007600	Insulator		☐★4501011	Stator 220-380/3/50-60	
1043000	3 Phase Connection Post 3/16"		FOR ANY OTHER STATOR VOLTAGE, PLEASE SPECIFY.		
1043100	Connection Post 1/8"		☐4509000	Rotor 4-3/4" & 5-1/4" #21	
1043200	1 Phase Connection Post 1/4"		☐4509100	Rotor 7"	
1043500	Ground Strap		☐★4509200	Rotor 5-1/4" #24 & 6"	
1044460	Connection Block Base Assy.		☐★4509500	Nut	
☐★1057093	Bottom Head Bearing		☐★4511000	Fan	
1101950	Cord Coupling 1 Phase		☐★4520000	Bottom Head	
1103250	Line Wire 1 Phase (not shown)		☐★4520500	Motor Bolt	4
1103450	Cord Coupling 3 Phase		4522500	Trigger Screw	
1104050	Line Wire 3 Phase (not shown)		4523000	Switch	
1105001	Male Twist Lock Plug (1 Ph., 110V)		4523300	Switch Insulator	
1105100	Female Twist Lock Plug (1 Ph., 110V)		☐★4524000	Top Head	
1105201	Male Twist Lock Plug (1 Ph., 220V)		4525000	Cover	
1105300	Female Twist Lock Plug (1 Ph., 220V)		☐★4526100	Switch Box	
1105401	Male Twist Lock Plug (3 Ph., 220V)		☐★4526200	Switch Box Cover	
1105500	Female Twist Lock Plug (3 Ph., 220V)		☐★4544000	Wolf Connection Box	
1105601	Male Twist Lock Plug (3 Ph., 440V)		☐★4545901	Inlet Box Twist-Lock 1 Ph. Plug	
1105700	Female Twist Lock Plug (3 Ph., 440V)		☐★4546301	Inlet Box Twist-Lock 3 Ph. Plug	
●3500000	Motor Case		☐●4550100	Pinion Gear 4-3/4" & 5-1/4" #21	
●3501001	Stator 110/1/60		☐★4550200	Pinion Gear 5-1/4" #24, 6", 7"	
●3501004	Stator 220/1/50		☐4554100	Aligning Collar 4-3/4" & 5-1/4" #21	
●3501011	Stator 220-380/3/50-60		★☐4554200	Aligning Collar 5-1/4" #24 & 6"	
FOR ANY OTHER STATOR VOLTAGES, PLEASE SPECIFY			☐4554300	Aligning Collar 7"	
●3505000	Top Head		★☐4554600	Shim .001	
●3508000	3 Phase Spacer		★☐4554700	Shim .003	
●3511450	Outer Breaker 60 Cycle		★☐4554800	Shim .005	
●3511550	Outer Breaker 50 Cycle		☐★4598293	Top Head Bearing	
●3516093	Bearing - Top Head		●9900032	Screw to secure Baffle	2
●3516193	Snap Ring (Bearing Seat)		9900032	Screw to secure Switch	2
●3520000	Rotor 4"		9900034	Screw to secure Top Cover	2
●3520100	Rotor 4-3/4", 5-1/4" #21		9900098	Screw to secure Twist-Lock Plug	2 or 3
3522060	Switch Trigger		9900568	Screw to secure Wolf Conn. Box & Inner Breaker	6
●3524100	Switch Box		9900569	Screw to secure Switch Box	2
●3524200	Switch Box Cover		9900571	Screw to secure Conn. Box	4
●3528000	Fan		9900963	Screw to secure Lead Wire	2 or 3
●3528500	Baffle		9901559	Screw to secure Switch Box Cover	2
●3529000	Bottom Head		9901596	Screw to secure Connection Block	2
●3530000	Motor Bolt	2	9901708	Nut	
●3544000	Wolf Connection Box		9901797	Set Screw	4
●3545901	Connection Box - 1 Phase		9901932	Lock Washer	6
●3546301	Connection Box - 3 Phase		9902024	Roll Pin	
●3550000	Pinion Gear - 4"				
●3554000	Aligning Collar - 4"				
●3554100	Aligning Collar - 4-3/4", 5-1/4", #21				
●3554400	Shim .003				
●3554500	Shim .005				
●3554600	Shim .010				

Parts NOT COMMON to all machines are identified with symbols.
☐ BLAZER ● CLIPPER ★ SLIM JIM - Carpet Cutter

KNIFE GUARD & SHARPENER



4577059
Sharpener Complete, includes all sharpener parts shown except as noted with an *.

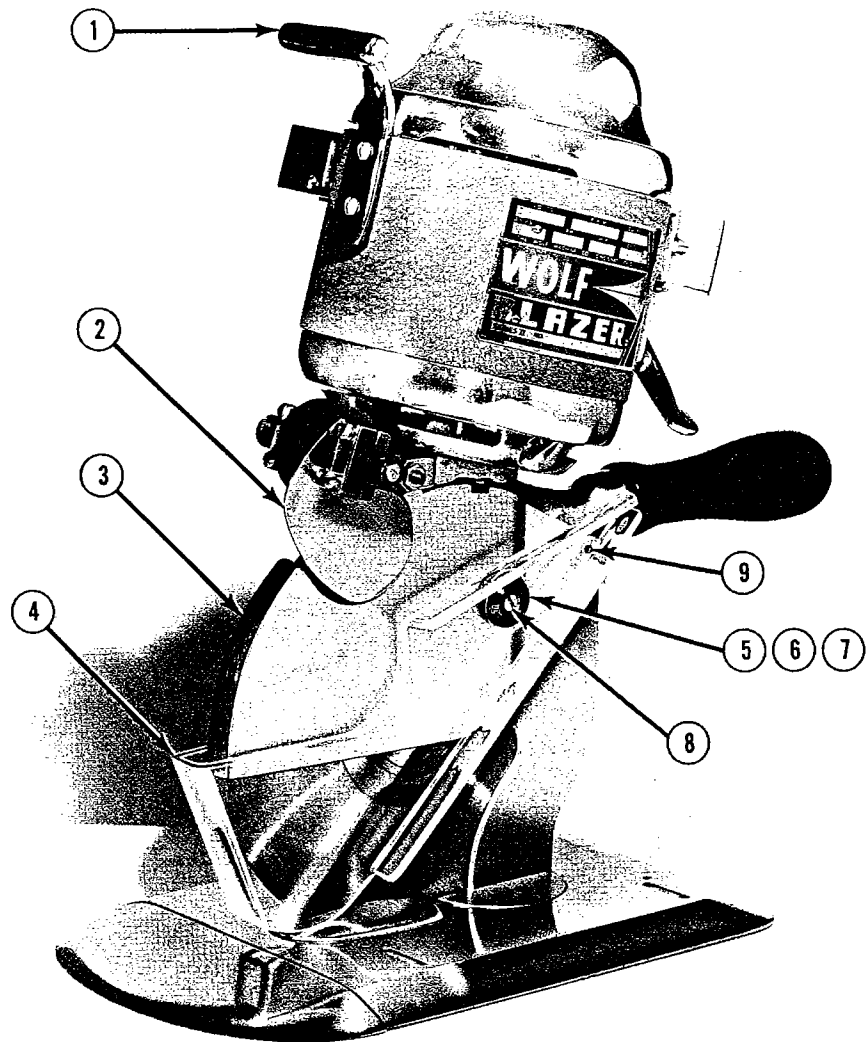
- OSHA GUARD KITS - See pgs. 7 & 8
- 4598551 OSHA Guard Kit 4"
 - ★ 4598653 OSHA Guard Kit - Slim Jim
 - □ 4598752 OSHA Guard Kit 5-1/4"
 - 4598952 OSHA Guard Kit 6"
 - 4598953 OSHA Guard Kit 7"
 - ● 4600251 OSHA Guard Kit 4-3/4"

NUMBERS FOR KNIFE GUARD AND SHARPENER

Part No.	Description	Quantity used if more than 1	Part No.	Description	Quantity used if more than 1
● 3572000	4" Knife Guard		4577150	Grinder Frame S. A. (4577300, 4577200, 9901607)	
4548050	Emery Wheel & Shaft Complete	2	4577200	Grinder Frame	
4548250	Shaft Complete S. A. (not shown)	2	4577300	Grinder Frame Cap	2
4548300	Emery Wheel 150 Grit	2	4579000	Grinder Pull Rod	
4548301	Emery Wheel 220 Grit	2	4580000	Grinder Spring	
4548593	Emery Wheel Washer	2	4581000	Grinder Shaft	
4548693	1/4 - Nylon Washer	2	9900122	Screw to secure Knife Guard & Handle	2
4548700	Emery Wheel Shaft	2	9900338	Locking Screw	
4548800	Grinder Journal	2	9900355	Screw (for 4576500)	2
4570000	Knife Guard Slide		9901492	Screw to secure Guard	
4571000	Carrier Handle & Bracket		9901560	Screw to secure Spring	
● □ 4572100	Front Knife Guard 4-3/4"		9901607	Screw (for 4577300)	4
4572200	Front Knife Guard 5-1/4"		9901704	Nut to secure Grinder Shaft	
★ □ 4572300	Front Knife Guard 6"		9901706	Nut	
□ 4572400	Front Knife Guard 7"		9901932	Washer	2
4573000	Thumb Screw		9901933	Lock Washer	
4576000	Grinder Trigger		9901975	Washer	
4576400	Shoulder Screw		9902091	Pin (for 4579000)	2
4576500	Grinder Bracket		9902256	Screw to secure Journal	2
4577059	Grinder Complete with Shaft & Spring		9902325	Washer	2

Parts NOT COMMON to all machines are identified with symbols.
 □ BLAZER ● CLIPPER ★ SLIM JIM - Carpet Cutter

OSHA BLAZER & SLIM JIM ROUND KNIFE GUARDS




BLAZER & SLIM JIM GUARD ASSEMBLY COMPLETE

For field conversion order items #2 and #9 plus assembly complete.

- | | |
|----------------------------------|------------------------------|
| 4-3/4" Round Knife ----- 4600251 | 6" Round Knife ----- 4598952 |
| 5-1/4" Slim Jim ----- 4598653 | 7" Round Knife ----- 4598953 |
| 5-1/4" Round Knife ----- 4598752 | |

Ref. #	Description	Quantity	Prime #
1	Handle. (Also on Clipper)	1	4598599
2	Guard - Grinder Wheel	1	4598571
3	Guard Mounting Bracket Assy.	1	
	4-3/4" Round Knife		4600460
	5-1/4" Slim Jim		4598660
	5-1/4" Round Knife		4599260
	6" Round Knife		4599760
	7" Round Knife		4598960
4	Plastic Guard	1	
	4-3/4" Round Knife		4600500
	5-1/4" Slim Jim		4599300
	5-1/4" Round Knife		4599300
	6" Round Knife		4599600
	7" Round Knife		4599500
5	Pivot Bushing	1	4598582
6	Shim - .003	1	3554400
	Shim - .005	1	3554500
7	Washer	1	4598670
8	Screw	1	9900340
9	Pan Hd. Scr.	1	9900819

OSHA CLIPPER ROUND KNIFE GUARD



4" CLIPPER GUARD ASSEMBLY COMPLETE - 4598551

For field conversion also order #1, #2, #9, and Part #4598599

Ref. #	Description	Quantity	Prime #	Ref. #	Description	Quantity	Prime #
1	Grinder Frame Cap - Right	1	4607800	5	Shim - .003	1	3554400
1a	Grinder Frame Cap - Left	1	4607900		Shim - .005	1	3554500
2	Knife Guard	1	4599900	6	Washer	1	4598581
3	Plastic Guard	1	4600100	7	Screw	1	9900340
4	Pivot Bushing	1	4598580	8	Guard Mounting Bracket Assy.		4598560
				9	Special Grinder Bracket*		4608100
					* 4" Clipper only		

WOLF

1st / Since 1888

THE WOLF MACHINE COMPANY

5570 Creek Road ■ Cincinnati, OH 45242 ■ USA

Phone: 513-791-5194 ■ Telex #275189 WEPCO

FAX 1-513-791-0925 ■ TOLL FREE 1-800-543-WOLF

From the library of Superior Sewing Machine & Supply LLC