

## 8. Threading and adjusting the tension.

Bring the needle bar to the top and pass a thread according to the numerical order as shown in Fig. 11.

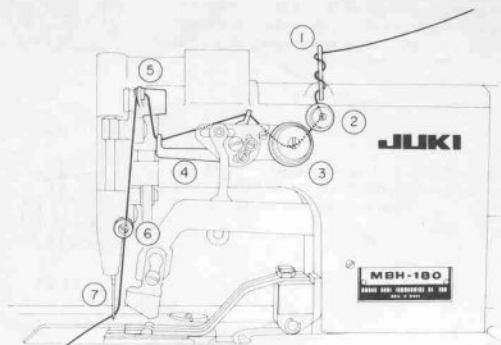


Fig. 11

### (a) Thread retainer.

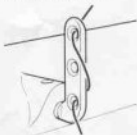
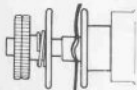


Fig. 12

When you use a soft twisted thread, pass it through 3 holes of the thread retainer ① as illustrated in Fig. 11. But in the case of a hard twisted thread, pass it through 2 holes as Fig. 12 shows. Cotton thread is usually passed through 2 holes.

### (b) Thread tension adjustment for bar tacking.



Pass the thread through the guide slit of the bar-tack thread tension post ② after releasing the thread tension disc. The tension of the bar-tacking and over-casting portions of a buttonhole is regulated by the thread tension spring. At this stage, adjust the bartacking seam to the acceptable tension.

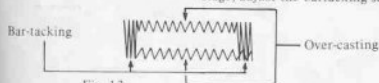


Fig. 13