

SUPERIOR SEWING MACHINE & SUPPLY LLC

Serving The Sewing Industry For Over 50 Years

WINTER 2002
No. 1-02



Copyright © 2002 By Supsewmac

SUPERIOR













BULLETIN

Web Site: www.superiorsew.com

E-mail: superior@supsew.com

NEW YORK HEADQUARTERS:	MIAMI OFFICE:	LOS ANGELES OFFICE:
Phone: 1-800-274-5808 212-691-3400	1-800-678-1777 305-477-5585	1-800-873-7397 213-749-6150
Fax: 1-800-274-1500 212-807-8743	1-800-678-0727 305-477-1116	1-800-368-6489 213-749-6095

**Superior Is Proud To Be The
MASTER DISTRIBUTOR of Genuine SEIKO Parts.**

PARTS FOR BERNINA		PARTS FOR DÜRKOPP/ADLER		PARTS FOR JUKI	
		FOR Classes: 167FA & 267 FA 		FOR Classes: 5550 & 8500 	FOR Class: MO-2515N 
SHUTTLE HOOK #0015245100		BOBBIN CASE CAP #167-15-019-4E-Z		OIL RESERVOIR ASSEMBLY #110-47057	LOOPER COVER #118-02808
PARTS FOR DÜRKOPP/ADLER					
FOR Class: 227 		FOR Class: 745-22 		FOR Class: MO-2500 	FOR Class: MO-2543FBD6 
KNIFE, STEEL FINISH #227-682		LOWER BOBBIN CASE #246-3042		UPPER LOOPER HOLDER CONNECTOR #118-34553	PRESSER FOOT ASSEMBLY #118-78063
FOR Class: 271 		FOR Class: 1290 		FOR Class: MO-3900 	FOR Class: MO-3900N 
HOOK & BASE #271-751E-Z		HOOK COMPLETE #491-1204E-Z		PRESSER FOOT LIFTING LEVER #119-06302	LOWER LOOPER #119-99703

PARTS FOR JUKI

FOR Class: MO-3716



LOOPER
#121-20705

FOR Class: LK-1850



LEVER ASSEMBLY
#135-21760

FOR Class: APW-192



**UPPER KNIFE (D)
RIGHT**
#164-18709

FOR Class: APW-192



CORNER KNIFE
14, 16, 18mm
(B1) #166-07509
(B2) #166-07608
20, 22, 24, 26mm
(B1) #166-07707
(B2) #166-07806

FOR Class: LS-341N



**FEED DRIVE
ECCENTRIC CAM**
#212-27103

FOR Class: LS-341N



**LOWER END
SHAFT BUSHING**
#212-27905

FOR Classes:
LK-280 & LK-980



**SHUTTLE RACE
LATCH RIGHT**
#B-1820-280-000

FOR Classes:
LK-980 & LK-1850



**NO BACK LASH
BOBBIN CASE**
#B-1828-980-0BB

FOR Class: LH-1162



SPINDLE
#B-3212-012-000

FOR Class: MB-180



DRIVING PULLEY
#B-3403-180-000

PARTS FOR JUKI

FOR Class: DDL-555



**KNEE PRESSER
ROD ASSEMBLY**
#B-3420-552-0A0

FOR Classes:
DDL-552 & DDL-554




**OIL RESERVOIR COMP.
WITH KNEE LIFTER**
#B-8217-552-0AE
ALSO AVAILABLE:
#B-8217-552-0C0

PARTS FOR MERROW



**OIL FILTER
SUPPORT GASKET**
#M-275-1



**OIL FILTER
SUPPORT GASKET**
#M-275-2

PARTS FOR PEGASUS

FOR Classes: 500-4
& M Series



**UPPER KNIFE
(WIDE)**
#200971

FOR Classes: DCR-901
& R53




LOOPER
#202703
#323-810-222

FOR Classes: 500-4
& M Series




GEAR PUMP
#204593
#323-900-012

FOR Classes: 500-4
& M Series




**3x4mm
THROAT PLATE**
#204940PEG
#323-801-055

FOR Classes: 500-4
& M Series



CLAMP
#206061
#325-683-001

FOR Classes: 500-4
& M Series




REAR COVER
#210005
#323-800-075

PLEASE CALL US, WE ARE CONTINUOUSLY ADDING NEW PEGASUS PARTS TO OUR LINE.

PARTS FOR PEGASUS

FOR Classes: E32 & E52



FEEDER
#210697
#323-830-346

FOR Class: W664-05



**UPPER CURVED
KNIFE FOR FOOT**
#257573

PARTS FOR PFAFF

FOR Class: 1245



HOOK WITH CAP
#91-140539-91E-Z

FOR Class: 1245



**HOOK ONLY
WITH GIB**
#91-140552-91E-Z

FOR Class: 560



**LARGE HOOK
BASKET**
#91-174956-45E-Z

PARTS FOR SINGER

FOR Class: 7-31



**SHUTTLE RACE
COMPLETE (STEEL)**
#19849S
#35222S CONSEW 733

FOR Class: 300W



**BALL BEARING
HOUSING**
#268004

FOR Class: 300W



**CONNECTOR
BELT PULLEY**
#268006

FOR Class: 300W



ARM SIDE COVER
#268010

FOR Class: 300W



**SPREADER DRIVING
ROCK SHAFT**
#268053

PARTS FOR SINGER

FOR Class: 300W



**POSITION PLATE
(LEFT)**
#268096

FOR Class: 300W



**NEEDLE BAR
ROCK FRAME
REGULATOR STUD**
#268150

FOR Class: 300W



**BELT CONNECTOR
FOR 268028 PULLEY**
#268261

FOR Class: 300W



STATIONARY KNIFE
#281567

FOR Classes: 211U & 212U



HOOK ONLY
#412309

FOR Class: 300U



CLAMPING STUD
#415292


FOR Classes: PLC1660,
591D, 200 & 300D



ROD CONNECTOR
#540644

**PARTS FOR
UNION SPECIAL**

FOR Class: 35800DF



FEED ROLLER
#35826U

**NEW ADDITIONS
TO OUR LINE OF SCREWS, SPRINGS & WASHERS**

FOR JUKI:	
#SS-4090915-SP	Screw
#SS-4110815-SP	Screw for LK-1850
FOR SINGER:	
#200085 Position Plate Screw f/ 300W	
#200444 . Plunger Stop Screw f/300W	
#202005 . Arm Screw Washer f/300W	
#202330 . . . Oil Packing Wick f/300W	
#414518	Screw
#414540	Screw
#414560	Screw
FOR PEGASUS:	
#4535	Screw f/ EX-5200
#7013A	Screw f/ W600
#7021A	Screw f/ W600
#7054	Screw f/ W600
#350017	Washer
#350025	Washer
FOR YAMATO:	
#4202	Bed Shaft Box Cover Screw
#95336	Spring f/ VC-2700
#180005	Spring f/ VC-2700
#210019	Screw f/ LG2000
#230011	Screw f/ LG2000

PLEASE CALL US FOR RACING PULLERS, METERING DEVICES AND TAPE FEEDERS!


PARTS FOR YAMATO

FOR Classes: AZ8500
& AZ8000



**LOOPER DRIVING
LEVER CONNECTOR**
#2100215

FOR Class: AZ8003H



NEEDLE THREAD
#2100845

FOR Classes: AZ8500
& AZ8000



NEEDLE PLATE
#2108052

FOR Classes: AZ8500
& AZ8000



**DIFFERENTIAL
FEED DOG**
#2109055

FOR Classes: AZ8500
& AZ8000



MAIN FEED DOG
#2109056

FOR Class: VC2600



**REAR
NEEDLE GUARD**
#3109201

PARTS FOR EASTMAN

FOR CHICKADEE



**HEAVY DUTY
8 SIDED KNIFE 1 7/8"**
#R80C1-133

FOR FALCON



**HEXAGON BLADE
3 1/4"**
#R80C1-145

PART FOR KURIS



**BANDSAW BLADE
10mm X 4.92**
#KU06005

MISCELLANEOUS



RAZOR BLADES
#RZB9

TOP ELASTIC RACK



**FOR COVER STITCH
MACHINES
"COMPANY STYLE"**
#306496A9S

SOLDERING IRONS



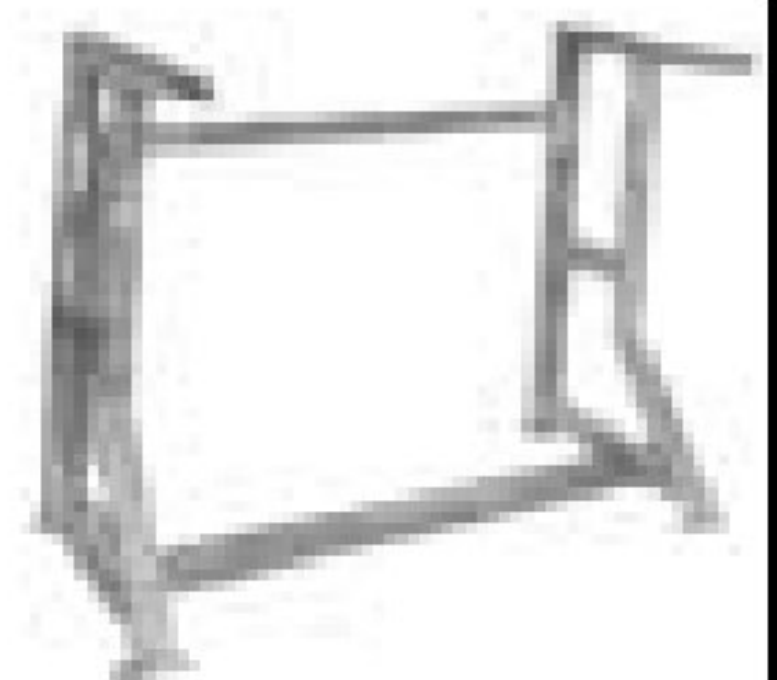
120V/100W 3/8
#AB3138-120-100
120V/150W 3/8
#AB3138-120-150
120V/200W 3/8 IRON 5
#AB3158-120-200
120V/300W 3/8 IRON 7
#AB3178-120-300
ALSO AVAILABLE IN 220V

"K" LEG SET

NOW AVAILABLE IN ERGONOMIC OFF-WHITE

- Complete with Treadle, Lugs & Extensions
- Packed and Sold 2 to a Carton

SET "K" LEGS (Off-White) # 302W



DREMEL® TOOLS

MultiPro® Cordless Rotary Tool Kit

- Now 25,000 RPM
- 9.6V Cordless Rotary Tool, Battery Pack and Carrying Case
- 3 Hour Charger
- 10 Accessories



#DR7800-01

High Speed Rotary Saw™

- Variable Speed from 10,000 - 35,000 RPM
- Universal Motor with Sealed Ball Bearings
- Removable Handle & Comfort Grip
- 4.0 Amps of Power
- Adjustable Depth Guide
- In-Handle Storage
- Quick Change Motor Brushes



#DR9000-04

RELSEW PRESSING EQUIPMENT

Deluxe Garment & Drapery Steamer

- Clean professional results.
- Water container holds one gallon, enough for hours of continuous use.
- Features automatic shut-off, power indicator and easy-roll casters.

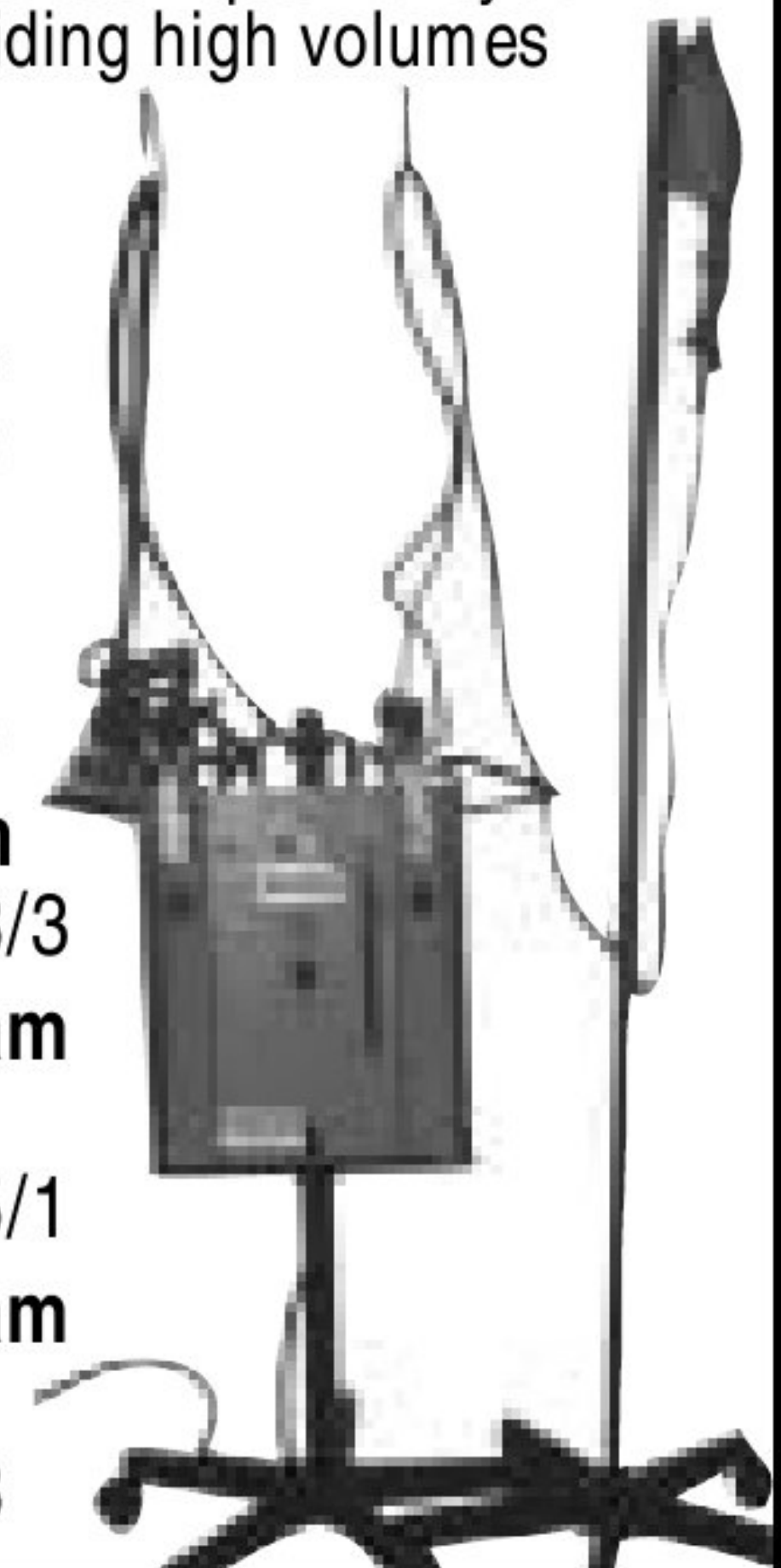


**Garment/Drapery
Steamer**
#REL-PSS-980

**Also Available,
but not shown.**
**Portable Vacuum
Pressing Table**
#REL-91K
Deluxe Steam Press
#REL-PSP-990

State-of-the-Art Boiler System

- Equipped with 2 elements, a water blow down, quick disconnect steam hoses and a strong 1/220V power supply.
- 4 pound iron has a unique honeycomb base plate providing high volumes of dry steam.



**Boiler Stand
with Wheels**
#REL-PA030

**Jacket and
Brush Stand**
#REL-PA056

Steam Brush
#REL-PG018/3

**Electric Steam
Iron**
#REL-PG025/1

**Electric Steam
Boiler**
#REL-PG028