

SINGER

300W122,W222,W322,W422

LIST OF PARTS



SINGER** MACHINES

Nos. 300w122, 300w222,
300w322 and 300w422

THE SINGER MANUFACTURING COMPANY

INSTRUCTIONS FOR OILING

A machine new from the factory, or one that has been idle for some time, must be oiled the same as instructed in Form 2901w, Instructions for Using Machines 300w101, 300w201, 300w301 and 300w401. Failure to do this may result in damage to the machine.

Use "TYPE B" or "TYPE D" OIL, sold by Singer Sewing Machine Company.

"TYPE D" OIL should be used when an oil is desired which will produce a minimum of stain on fabrics, even after a long period of storage.

Use only pressure oil can No. 228491 furnished with the machine.

A machine in daily use must be oiled as follows:

- | | | |
|-------------|---|--|
| Twice a day | { | Fill arm shaft oil reservoir. |
| | { | Fill bed shaft oil reservoir. |
| Once a day | { | Apply oil to all holes in work plate. |
| | { | Oil needle bar bearings and connections and bar rock frame bearings. |
| | { | Oil looper rocker sleeve. |

Occasionally oil the presser lift mechanism and looper pull-out rack.

INDEX

	Page
Accessories	32
Feed Dogs	36
Foot Lifter Treadle	33
Looper Holders	40
Looper Thread Guides (on Bed at Looper).....	41
Machine No. 300w122.....	5
Machine No. 300w222.....	21
Machine No. 300w322.....	26
Machine No. 300w422.....	29
Needle Bar Rock Frame Thread Guides	42
Needle Holders	43
Numerical List of Parts	51
Presser Feet	45
Spreaders.....	48
Thread Unwinders	33-34 & 35
Throat Plates	49

INSTRUCTIONS FOR ORDERING

In ordering from this list, use **ONLY** the **PART** number in the **FIRST** column.

The number stamped on a Sewing Machine Part is the number of the Single Part only, except when the part includes Set Screws, Clamping Screws, Studs and Rollers Spun on, Small Wires riveted, or Parts soldered together, etc., which it is necessary to furnish in combination.

Every combination of parts sent out has its specific number which, although not stamped on Parts (except in above case), must be used when ordering the combination.

Each number always indicates the **SAME PART** in whatever list it appears, or for whatever Machine.

The letters after some of the numbers indicate the style of finish only, as follows:

- A Hardened, Polished, Nickel Plated and Buffed.
- AL Heat Treated for Toughness.
- B Polished, Nickel Plated and Buffed.
- C Hardened only.
- D Polished only.
- E Soft, Not polished.
- F Hardened and Polished.
- H Blued.
- J Nickel Plated only.
- R Merlized.
- X Black Oxide, for Iron and Steel.
- XC Hardened and Black Oxide, for Iron and Steel.
- Y Black Nickel Plated only.
- Z Chromium Plated.

These letters **MUST BE USED** when they appear in the list and **AFTER** the number, as in the list.

In this series

1 to 1500, 200001 to 201500 and 350001 to 351500 are Screw Numbers.

1501 to 1800, 201501 to 201800 and 351501 to 351800 are Nut Numbers.

1801 to 2000, 201801 to 202000 and 351801 to 352000 are Roller Numbers.

2001 to 50000 and 202001 to 350000 are Numbers of Machine Parts.


The figures in the second column refer only to the plate in which the illustration of the part is shown and are **NOT TO BE USED** in ordering.

Two or more numbers over a cut indicate that the difference between such parts is not visible in an illustration.

Parts marked with an asterisk (*) are furnished only when repairs are made at the factory.

LIST OF PARTS COMPLETE

FOR



MACHINE No. 300w122

PULLER FEED

TWO THREAD CHAIN STITCH

ONE NEEDLE. ONE LOOPER. LONG ARM.

COMPOUND FEED.

MAXIMUM STITCH 4 TO THE INCH

FOR WELTING, BINDING MATTRESSES AND

SEAMING MEDIUM AND HEAVY FABRICS.

No.	Plate	Name
*268701	-----	Arm with 204235, 268002 and three 200029E
*268002	-----	Arm Head with 202120
204235	18669	" " Position Pin
200029E	18669	" " Screw
8582	18669	" Position Pin (2)
50708E	18669	" Screw (4)
268702	18647	" Shaft with 268009, 268044, 268704, two each 268214 and 350534C
268024	18647	Arm Shaft Ball Bearing, (back)
268004	18647	" " " " " Housing
200047D	18647	" " " " " " "
		Screw (3)
268005	18647	Arm Shaft Ball Bearing (front)

No.	Plate	Name
258270	18647	Arm Shaft Connection Belt (reinforced neoprene)
268006	18647	Arm Shaft Connection Belt Pulley with two each 201254C and 202253
201254C	18647	Arm Shaft Connection Belt Pulley Set Screw
202253	18647	Arm Shaft Connection Belt Pulley Spring Flange
268731	18647	Arm Shaft Counter Balance with 200354C and 200362C
200354C	18647	Arm Shaft Counter Balance Position Screw
200362C	18647	Arm Shaft Counter Balance Set Screw
268704	18647	" " Oil Control Rod (wood)
268008	18647	" " " Slinger with 350171C
350171C	18647	" " " Set Screw
268214	18647	" " " Stop Ball, 5/32 in. diameter
350534C	18647	Arm Shaft Oil Stop Ball Screw
268009	18647	" " " " " Spring (front)
268044	18647	" " " " " (rear)
268010	18669	" Side Cover
201011H	18669	" " " Screw (lower)
200078H	18669	" " " " (upper) (2)
268048	18647	Balance Wheel "V" belt groove (out-side diam. of belt groove 2.9 inch) with 200327C and 200328C
268049	18647	Balance Wheel 268048 with 268024
200328C	18647	" " Position Screw
200327C	18647	" " Set Screw
*268751	-----	Bed with 268184, two each 200035E and 225887
265307	18669	Bed Hinge Connection (2)
268752	18666	" " " Bracket (left)
268753	18666	" " " " " " 268752 with 268425 (needle bearing on right)
268752	18666	Bed Hinge Connection Bracket (right)
232866	18666	" " " " " Position Pin (4)
200017C	18666	Bed Hinge Connection Bracket Screw (4)
200570E	18669	Bed Hinge Connection Screw (4)
268707	18669	" Plate (left)
268403	18669	" " (right)
200053H	18669	" " Screw (9)
268017	18669	" " Slide with two 268022 and four 200138D
268022	18669	Bed Plate Slide Spring
200138D	18669	" " " " Screw
268757	18668	" Shaft with 268044, 268214, 268711 and 350534C

No.	Plate	Name
268024	18668	Bed Shaft Ball Bearing
268709	18668	" " Connection Belt Pulley with two 201254C
268710	18668	Bed Shaft Connection Belt Pulley 268709 with 268024
201254C	18668	Bed Shaft Connection Belt Pulley Set Screw
268732	18668	Bed Shaft Counter Balance with 200354C and 200362C (2)
200354C	18668	Bed Shaft Counter Balance Position Screw
200362C	18668	Bed Shaft Counter Balance Set Screw
268029	18668	" " Needle Bearing (back or front) (2)
268734	18668	Bed Shaft Needle Bearing (center)
268711	18668	" " Oil Control Rod (wood)
268214	18668	" " " Stop Ball, 5/32 in. diameter
350534C	18668	Bed Shaft Oil Stop Ball Screw
268044	18668	" " " " " Spring
268030	18669	Face Plate with 268033 and two 201416C
268031	18669	Face Plate Hinge Pin (2)
201416C	18669	" " " " Set Screw
268032	18669	" " Lock Spring
268197	18669	" " " " Plate
200571XC	18669	" " " " Screw (2)
268033	18669	" " " Stud
268034	18649	Feed Bar with 200373C and two 200403C
268035	18649	Feed Bar Hinge Pin
202574	18649	" " " " Collar with 200380C
200380C	18649	Feed Bar Hinge Pin Collar Set Screw
200403C	18649	" " Set Screw
268618	18659	" Dog, 46 needle hole, for needle sizes 20 and 22 (teeth cut 15 to the inch) with 268318 and two 200172D, for 268614
200100C	18659	Feed Dog Screw (2)
268316	18649	" " Shank with 201537H and 350552C
350552C	18649	Feed Dog Shank Adjusting Screw
201537H	18649	" " " " " Lock Nut
200040AL	18649	Feed Dog Shank Screw
201525E	18649	" " " " Lock Nut
208636	18649	" " " " Washer
268060	18649	" Driving Connection
268061	18649	" " " 268060 with 268063
200123D	18649	Feed Driving Connection Cap Screw

No.	Plate	Name
268062	18649	Feed Driving Connection Hinge Stud with 268258
201522E	13649	Feed Driving Connection Hinge Stud Nut
268258	18649	Feed Driving Connection Hinge Stud Oil Packing (wick)
268063	18649	Feed Driving Connection Needle Bearing
268064	18668	Feed Driving Eccentric
268065	18668	" " " Adjusting Disc
268066	18668	" " " " " Spring
268067	18668	Feed Driving Eccentric Adjusting Disc Spring Collar with two 200382C
200382C	18668	Feed Driving Eccentric Adjusting Disc Spring Collar Set Screw
267623	18668	Feed Driving Eccentric Friction Plate
350548C	18668	" " " " " Screw
350477C	18668	Feed Driving Eccentric Friction Plate Screw Set Screw
241763	18668	Feed Driving Eccentric Friction Plate Screw Set Screw Packing (brass)
268315	18668	Feed Driving Flange with 267623, two each 241763, 350467AL, 350477C and 350548C
350467AL	18668	Feed Driving Flange Set Screw
268069	18649	" " " Rock Frame with 200354C and 200362C
200354C	18649	Feed Driving Rock Frame Position Screw
200362C	18649	Feed Driving Rock Frame Set Screw
268733	18649	" " " Shaft
268072	18649	" " " " Collar with two 200386C (2)
200386C	18649	Feed Driving Rock Shaft Collar Set Screw
268073	18649	Feed Driving Rock Shaft Crank with 201418C and two 200061C
200061C	18649	Feed Driving Rock Shaft Crank Pinch Screw
201418C	18649	Feed Driving Rock Shaft Crank Position Screw
268071	18649	Feed Driving Rock Shaft Needle Bearing (2)
268074	18649	Feed Lifting Connection
268062	18649	" " " " Hinge Stud with 268258
201522E	18649	Feed Lifting Connection Hinge Stud Nut
268258	18649	Feed Lifting Connection Hinge Stud Oil Packing (wick)
268075	18649	Feed Lifting Crank with 200373C and 201256C

No.	Plate	Name
201256C	18649	Feed Lifting Crank Pinch Screw
268047	18650	" " " Eccentric with 268077 and two 200394C
268077	18650	Feed Lifting Eccentric Lubricating Pad (wood)
200394C	18650	Feed Lifting Eccentric Set Screw
268078	18649	" " " Link
268079	18649	" " " " Hinge Pin with 268258 (2)
268258	18649	Feed Lifting Link Hinge Pin Oil Packing (wick)
200373C	18649	Feed Lifting Link Hinge Pin Set Screw
268713	18649	" " " Rock Shaft
268072	18649	" " " " Collar with two 200386C (2)
200386C	18649	Feed Lifting Rock Shaft Collar Set Screw
268198	18649	Feed Lifting Rock Shaft Crank with 201418C and two 200061C
200061C	18649	Feed Lifting Rock Shaft Crank Pinch Screw
201418C	18649	Feed Lifting Rock Shaft Crank Position Screw
268071	18649	Feed Lifting Rock Shaft Needle Bearing (2)
268081	18668	Feed Regulating Stud
240245	18668	" " " Retaining Spring
268082	18668	" " " Socket
200078F	18668	" " " " Screw (2)
270026	18668	" " " Spring
268083	18669	Foot Lifter Bell Crank
350013C	18669	" " " " Hinge Screw
268714	18669	" " " Lever
201363C	18669	" " " Hinge Screw
268086	18669	" " " Rod (front)
268715	18669	" " " " (rear)
350524X	18669	" " " " Hinge Screw (long)
201526E	18669	Foot Lifter Lever Rod (rear) Hinge Screw (long) Nut
206133	18669	Foot Lifter Lever Rod (rear) Hinge Screw (long) Washer
200925D	18669	Foot Lifter Lever Rod (rear) Hinge Screw (short)
204348	18669	Foot Lifter Lever Spring
201160E	18669	" " " " Screw Eye
268087	18669	" " " Lifting Link
200934F	18669	" " " " Hinge Screw
202120	18669	" " " " Stop Pin
268318	18659	Loop Deflector
200172D	18659	" " " Screw
268088	18616	Looper
350478C	18616	" " Adjusting Screw

No.	Plate	Name
268716	18650	Looper Carrier
268717	18650	" " 268716 with two 268099
268307	18650	" " Crank with 200089C
268308	18650	" " " Clamping Stud
201524E	18650	" " " " "
		Nut
67425	18650	Looper Carrier Crank Clamping Stud Washer
268208	18650	Looper Carrier Crank Hinge Pin with 268258
268258	18650	Looper Carrier Crank Hinge Pin Oil Packing (wick)
200089C	18650	Looper Carrier Crank Hinge Pin Pinch Screw
268099	18650	Looper Carrier Needle Bearing
268718	18650	" " Positioning Sleeve with 200386C
200386C	18650	Looper Carrier Positioning Sleeve Set Screw
*268719	18650	Looper Carrier Shaft
268720	18650	" " " 268719 with 268721 and 268722
*268721	18650	Looper Carrier Shaft Bushing (left) (eccentric) with 200354C and 200362C
268096	18650	Looper Carrier Shaft Bushing (left) Position Plate
200085C	18650	Looper Carrier Shaft Bushing (left) Position Plate Screw (2)
*268722	18650	Looper Carrier Shaft Bushing (right) (eccentric) with 200354C and 200362C
200354C	18650	Looper Carrier Shaft Bushing Position Screw
200362C	18650	Looper Carrier Shaft Bushing Set Screw
268098	18650	Looper Driving Connection
268216	18650	" " " 268098 with 268099
268099	18650	Looper Driving Connection Needle Bearing
268277	18650	Looper Driving Crank with 200362C, 200573D and two 200344C
268102	18650	Looper Driving Crank Oil Hole Cover
200303H	18650	" " " " " " Screw
204925	18650	Looper Driving Crank Oil Hole Cover Screw Washer
200573D	18650	Looper Driving Crank Oil Stop Screw
200344C	18650	" " " Position Screw
200362C	18650	" " " Set Screw
268602	18616	" Holder with two 350478C
350267E	18616	" " " Screw

No.	Plate	Name
208636	18616	Looper Holder Screw Washer
350478C	18616	" Set Screw
268503	18653	" Thread Guide
268296	18616	" " " (on Bed at Looper)
350468E	18616	" " " " " " " Screw
268723	18653	Looper Thread Guide (rear) (2)
200035D	18653	" " " " " Screw (4)
268505	18653	" " " (top of Arm)
268111	18653	" " " " " " " Bracket
268506	18653	Looper Thread Guide (top of Arm) Bracket 268111 with 268505 and two 50169J
200578XC	18653	Looper Thread Guide (top of Arm) Bracket Screw (2)
50169J	18653	Looper Thread Guide (top of Arm) Screw
200035D	18653	Looper Thread Guide Screw
268114	18668	" " Take-up Driving Connection
268079	18668	Looper Thread Take-up Driving Connection Hinge Stud with 268258
268258	18668	Looper Thread Take-up Driving Connection Hinge Stud Oil Packing (wick)
200098F	18668	Looper Thread Take-up Driving Connection Hinge Stud Set Screw
268113	18668	Looper Thread Take-up Driving Eccentric with 200378C and 201220C
201220C	18668	Looper Thread Take-up Driving Eccentric Position Screw
200378C	18668	Looper Thread Take-up Driving Eccentric Set Screw
268115	18668	Looper Thread Take-up Lever with 200098F and two 201052C
268116	18668	Looper Thread Take-up Lever Hinge Stud
268072	18668	Looper Thread Take-up Lever Hinge Stud Collar with two 200386C
200386C	18668	Looper Thread Take-up Lever Hinge Stud Collar Set Screw
200362C	18668	Looper Thread Take-up Lever Hinge Stud Set Screw (2)
268117	18668	Looper Thread Take-up Rod
201052C	18668	" " " " " Set Screw
268507	18653	" " " Thread Guide
350132C	18653	" " " " " " " Screw
268119	18653	Looper Thread Take-up Thread Guide Support Stud
200394C	18653	Looper Thread Take-up Thread Guide Support Stud Set Screw

No.	Plate	Name
268120	18653	Looper Thread Tension Bracket
200564E	18653	" " " " Screw
		(2)
268121	18653	Looper Thread Tension Bracket Spacing Collar (2)
2455	18653	Looper Thread Tension Disc
10141	18653	" " " " Spring
418D	18653	" " " " Stud
268122	18653	" " " " Thread Guide
1562J	18653	" " " " Thumb Nut
5989	18653	Looper Thread Tension complete, Nos. 418D, 1562J, 10141 and two 2455
268123	18653	Looper Thread Tube with two 268125 (4)
268124	18653	Looper Thread Tube Clamp (2)
200054C	18653	" " " " Screw (4)
268125	18653	" " " " Thread Bushing
268126	18650	" " Throw-out Gear with two 200362C
268127	18650	Looper Throw-out Gear Locking Plunger
268313	18650	Looper Throw-out Gear Locking Plunger Handle
201477C	18650	Looper Throw-out Gear Locking Plunger Screw Bushing
250265	18650	Looper Throw-out Gear Locking Plunger Spring
200444C	18650	Looper Throw-out Gear Locking Plunger Stop Screw
200364C	18650	Looper Throw-out Gear Locking Plunger Stop Screw Set Screw
201620D	18650	Looper Throw-out Gear Locking Plunger Thumb Nut
200362C	18650	Looper Throw-out Gear Set Screw
268129	18650	" " " " Rack Rod
268314	18650	" " " " 268129 with 201553D
201553D	18650	Looper Throw-out Rack Rod Thumb Nut
268131	18649	Looper Throw-out Safety Latch
268199	18649	" " " " Collar with two 200386C
200386C	18649	Looper Throw-out Safety Latch Collar Set Screw
268132	18649	Looper Throw-out Safety Latch Spring
268133	18649	" " " " " " Bracket
200098F	18649	Looper Throw-out Safety Latch Spring Bracket Screw (2)
228448	18645	Machine Locating Stud (4)
268603	18617	Needle Bar with 200125F
268137	18617	" " Connecting Link

No.	Plate	Name
268138	18617	Needle Bar Connecting Link 268137 with 200379C and two 270266
268139	18617	Needle Bar Connecting Link Cap Washer
200095H	18617	Needle Bar Connecting Link Cap Washer Screw
270266	18617	Needle Bar Connecting Link Needle Bearing
268141	18617	Needle Bar Connecting Stud with 201188C, 202423 and two 200069C
202423	18617	Needle Bar Connecting Stud Oil Packing (wick)
200069C	18617	Needle Bar Connecting Stud Pinch Screw
268142	18647	Needle Bar Crank with 200346C, 200354C, 200378C and 200379C
268143	18647	Needle Bar Crank 268142 with 268005
200379C	18647	" " " " Oil Hole Plug Screw
200354C	18647	Needle Bar Crank Position Screw
200378C	18647	" " " " " " Check Screw
200346C	18647	Needle Bar Crank Set Screw
268144	18617	" " " " Oiling Felt (2)
268278	18617	" " " " " " Holder (2)
200173D	18617	" " " " " " Screw (2)
268279	18617	" " " " " " Rock Frame
268161	18617	" " " " " " Driving Arm with two 200058C
200058C	18617	Needle Bar Rock Frame Driving Arm Pinch Screw
268060	18647	Needle Bar Rock Frame Driving Connection
268061	18647	Needle Bar Rock Frame Driving Connection 268060 with 268063
200123D	18617	Needle Bar Rock Frame Driving Connection Cap Screw
268062	18617	Needle Bar Rock Frame Driving Connection Hinge Stud
201522E	18617	Needle Bar Rock Frame Driving Connection Hinge Stud Nut
268063	18647	Needle Bar Rock Frame Driving Connection Needle Bearing
268064	18647	Needle Bar Rock Frame Driving Eccentric
268065	18647	Needle Bar Rock Frame Driving Eccentric Adjusting Disc
268066	18647	Needle Bar Rock Frame Driving Eccentric Adjusting Disc Spring
268067	18647	Needle Bar Rock Frame Driving Eccentric Adjusting Disc Spring Collar with two 200382C

No.	Plate	Name
200382C	18647	Needle Bar Rock Frame Driving Eccentric Adjusting Disc Spring Collar Set Screw
267623	18647	Needle Bar Rock Frame Driving Eccentric Friction Plate
350548C	18647	Needle Bar Rock Frame Driving Eccentric Friction Plate Screw
350477C	18647	Needle Bar Rock Frame Driving Eccentric Friction Plate Screw Set Screw
241763	18647	Needle Bar Rock Frame Driving Eccentric Friction Plate Screw Set Screw Packing (brass)
268315	18647	Needle Bar Rock Frame Driving Flange with 267623, two each 241763, 350467AL, 350477C and 350548C
350467AL	18647	Needle Bar Rock Frame Driving Flange Set Screw
268029	18617	Needle Bar Rock Frame Needle Bearing (2)
268148	18647	Needle Bar Rock Frame Regulating Stud
264709	18647	Needle Bar Rock Frame Regulating Stud Cap with 200364C
200364C	18647	Needle Bar Rock Frame Regulating Stud Cap Set Screw
268149	18647	Needle Bar Rock Frame Regulating Stud Sleeve
200337C	18647	Needle Bar Rock Frame Regulating Stud Sleeve Set Screw
214529	18647	Needle Bar Rock Frame Regulating Stud Spring
268150	18647	Needle Bar Rock Frame Regulating Stud complete, Nos. 214529, 264709, 268148 and 268149
268219	18616	Needle Bar Rock Frame Thread Guide
200583C	18616	" " " " " " Screw (2)
200125F	18617	Needle Set Screw
268312	18653	" Thread Guide (on Arm Head)
268512	18617	" " " (on Needle Bar Connecting Stud)
201188C	18617	Needle Thread Guide (on Needle Bar Connecting Stud) Set Screw
200082D	18653	Needle Thread Guide Screw
201733XC	18653	" " Nipper Adjusting Collar with 350101AL
350101AL	18653	Needle Thread Nipper Adjusting Collar Screw
268221	18653	Needle Thread Nipper Bearing
268222	18653	" " " " " Plate
200064D	18653	" " " " " " Screw (2)

No.	Plate	Name
268223	18653	Needle Thread Nipper Disc (2)
268224	18653	" " " " Washer (vellumoid)
268225	18647	Needle Thread Nipper Eccentric with two 200394C
268226	18647	Needle Thread Nipper Eccentric Connection
268228	18647	Needle Thread Nipper Eccentric Connection 268226 with 268227
268227	18647	Needle Thread Nipper Eccentric Connection Needle Bearing
268259	18647	Needle Thread Nipper Eccentric Flange
201403H	18647	Needle Thread Nipper Eccentric Flange Screw
200394C	18647	Needle Thread Nipper Eccentric Set Screw
268229	18653	Needle Thread Nipper Plunger with 350496C
268230	18653	Needle Thread Nipper Plunger Cap
268231	18653	" " " " Hinge Pin
350496C	18653	Needle Thread Nipper Plunger Hinge Pin Set Screw
222613	18653	Needle Thread Nipper Spring
268232	18653	" " " " Plunger
201537H	18653	" " " " " " Nut (2)
350483C	18653	Needle Thread Nipper Spring Plunger Screw Bearing
268167	18653	Needle Thread Tension Bracket
200047E	18653	" " " " Screw (2)
268121	18653	Needle Thread Tension Bracket Spacing Collar (2)
2102	18653	Needle Thread Tension Disc
268168	18653	" " " " Releaser
268169	18653	" " " " " Cap with 201052C
201052C	18653	Needle Thread Tension Releaser Cap Set Screw
204365	18653	Needle Thread Tension Releaser Spring
268725	18669	Needle Thread Tension Releasing Arm with 201160E and 238089
201363C	18669	Needle Thread Tension Releasing Arm Hinge Screw
32572	18653	Needle Thread Tension Releasing Disc
226206	18653	" " " " " Pin
268171	18653	" " " " " " Plate (adjustable)
238089	18669	Needle Thread Tension Releasing Plate Pin

No.	Plate	Name
131741	18653	Needle Thread Tension Spring
59538	18653	" " " " Bushing (back)
59537	18653	Needle Thread Tension Spring Bushing (front)
50326C	18653	Needle Thread Tension Stud
59539	18653	" " " " 50326C with 51570C
54279	18653	Needle Thread Tension Thread Guide (double)
51570C	18653	Needle Thread Tension Thumb Nut
268263	18653	Needle Thread Tension complete, Nos. 32572, 59537 to 59539, 131741 and two 2102
268172	18617	Presser Bar
268173	18617	" " Bushing
268174	18617	" " Guide Bracket with 200572F, 201216C and 351875
200572F	18617	Presser Bar Guide Bracket Adjusting Screw
201216C	18617	Presser Bar Guide Bracket Pinch Screw
351875	18617	Presser Bar Guide Bracket Roller
268175	18617	" " Lifter
201276D	18617	" " " Hinge Screw
222119	18617	" " " Stop Pin
268176	18669	" " Spring
350381C	18669	" " " Adjusting Screw
201485C	18669	" " " " "
		Set Screw
268306	18669	Presser Bar Spring Cushion Spring
200226E	18669	" " " Support Screw
203759	18617	" " Stop Collar with 200380C
200380C	18617	" " " " Set Screw
206335	18659	" Foot Hinge Pin
268611	18659	" " Plate
268612	18659	" " " Heel Spring
226080	18659	" " " Spring
268275	18659	" " Shank with 1454F
1454F	18659	" " " Pinch Screw
268613	18659	Presser Foot (spring hinged) complete, 46 needle hole, Nos. 206335, 226080, 268275, 268611 and 268612
268404	18666	Puller Feed Clutch Driving Flange with two 200362C
200362C	18666	Puller Feed Clutch Driving Flange Set Screw
131271	18666	Puller Feed Clutch Driving Spider with three 58611
268759	18666	Puller Feed Clutch Oil Leader
268760	18666	" " " " " Packing (felt)
268761	18666	Puller Feed Clutch Oil Leader Washer (vellumoid)

No.	Plate	Name
268762	18666	Puller Feed Clutch Oil Tube
268763	18666	" " " Oiler Body
268764	18666	" " " " " Cap
200581H	18666	" " " " " "
		Screw
201617E	18666	Puller Feed Clutch Oiler Body Lock Nut
268765	18666	Puller Feed Clutch Oiler complete, Nos. 201617E, 268759 to 268764 and three 200581H
268405	18666	Puller Feed Clutch Retaining Flange with two 200362C
200386C	18666	Puller Feed Clutch Retaining Flange Holding Screw
200386C	18666	Puller Feed Clutch Retaining Flange Holding Screw Check Screw
200362C	18666	Puller Feed Clutch Retaining Flange Set Screw
268439	18666	Puller Feed Clutch Retaining Spider
268440	18666	" " " " "
		268439 with three 58611
68151	18666	Puller Feed Clutch Roller
68152	18666	" " " " Plunger
68153	18666	" " " " Spring
58611	18666	" " " " Wear Plate
68155	18666	" " " Sleeve with two 1149AL
1149AL	18666	Puller Feed Clutch Sleeve Set Screw
268406	18666	Puller Feed Clutch complete, Nos. 68155, 131271, 268404, 268405, 268440 and six each 68151 to 68153
268754	18666	Puller Feed Cover Plate (center)
268758	18666	" " " " (left)
268766	18666	" " " " (right)
200584D	18666	" " " " " Screw (2)
200571D	18666	" " " " " Screw (6)
268060	18668	" " Driving Connection
268061	18668	" " " " " 268060 with 268063
268409	18668	Puller Feed Driving Connection Hinge Pin
200355H	18668	Puller Feed Driving Connection Hinge Pin Set Screw
268063	18668	Puller Feed Driving Connection Needle Bearing
268064	18668	Puller Feed Driving Eccentric
268065	18668	" " " " " Adjusting Disc
268066	18668	Puller Feed Driving Eccentric Adjusting Disc Spring
268067	18668	Puller Feed Driving Eccentric Adjusting Disc Spring Collar with two 200382C

No.	Plate	Name
200382C	18668	Puller Feed Driving Eccentric Adjusting Disc Spring Collar Set Screw
267623	18668	Puller Feed Driving Eccentric Friction Plate
350548C	18668	Puller Feed Driving Eccentric Friction Plate Screw
350477C	18668	Puller Feed Driving Eccentric Friction Plate Screw Set Screw
241763	18668	Puller Feed Driving Eccentric Friction Plate Screw Set Screw Packing (brass)
268315	18668	Puller Feed Driving Flange with 267623, two each 241763, 350467AL, 350477C and 350548C
350467AL	18668	Puller Feed Driving Flange Set Screw
268410	18668	" " " Lever with two each 200355H and 200397H
268411	18668	Puller Feed Driving Lever Hinge Stud
203244	18668	" " " " " "
		Collar with two 200393C
200393C	18668	Puller Feed Driving Lever Hinge Stud Collar Set Screw
200335C	18668	Puller Feed Driving Lever Hinge Stud Set Screw (2)
268412	18668	Puller Feed Driving Link
268409	18668	" " " " Hinge Pin
200397H	18668	" " " " " "
		Set Screw
1257C	18668	Puller Feed Driving Link Hinge Screw
1620H	18668	" " " " " "
		Nut
268414	18668	Puller Feed Regulating Latch
204648	18668	" " " " Hinge Pin
268416	18668	" " " Stud
208127	18668	" " " " Pin
268418	18668	" " " " Socket
268419	18668	" " " " "
		268418 with 204648, 208127, 268414, 268416 and 270026
200078F	18668	Puller Feed Regulating Stud Socket Screw (2)
270026	18668	Puller Feed Regulating Stud Spring
268420	18666	" " Roll (lower) with two 200362C
200362C	18666	Puller Feed Roll (lower) Set Screw
268756	18666	" " " " Shaft with 268426
268448	18666	Puller Feed Roll (lower) Shaft Bracket
268449	18666	" " " " " "
		268448 with 268425 (2)
232866	18666	Puller Feed Roll (lower) Shaft Bracket Position Pin (4)
200017C	18666	Puller Feed Roll (lower) Shaft Bracket Screw (4)

No.	Plate	Name
268424	18666	Puller Feed Roll (lower) Shaft Collar with two 200378C (4)
200378C	18666	Puller Feed Roll (lower) Shaft Collar Set Screw
268425	18666	Puller Feed Roll (lower) Shaft Needle Bearing
268426	18666	Puller Feed Roll (lower) Shaft Oil Packing (wick)
268427	18667	Puller Feed Roll (upper) with 201472C
268428	18667	" " " " Bar
268429	18667	" " " " " Bracket with 268433
232077	18667	Puller Feed Roll (upper) Bar Bracket Position Pin (2)
201308E	18667	Puller Feed Roll (upper) Bar Bracket Screw (2)
268430	18667	Puller Feed Roll (upper) Bar Lifter
268431	18667	" " " " " "
		268430 with 268432 and two 200050C
268432	18667	Puller Feed Roll (upper) Bar Lifter Cam Plate
200050C	18667	Puller Feed Roll (upper) Bar Lifter Cam Plate Screw
200062H	18667	Puller Feed Roll (upper) Bar Lifter Cap Screw
201892	18667	Puller Feed Roll (upper) Bar Lifter Roller
200202F	18667	Puller Feed Roll (upper) Bar Lifter Roller Screw Stud
268433	18667	Puller Feed Roll (upper) Bar Lifter Stop Pin
268434	18667	Puller Feed Roll (upper) Bar Position Bracket with 268435 and two 200362C
200362C	18667	Puller Feed Roll (upper) Bar Position Bracket Set Screw
268435	18667	Puller Feed Roll (upper) Bar Position Bracket Stud
200362C	18667	Puller Feed Roll (upper) Bar Position Bracket Stud Set Screw
268436	18667	Puller Feed Roll (upper) Bar Spring
913C	18667	" " " " " "
		Adjusting Thumb Screw
268437	18667	Puller Feed Roll (upper) Bracket with 200354C and 200382C
200354C	18667	Puller Feed Roll (upper) Bracket Position Screw
200382C	18667	Puller Feed Roll (upper) Bracket Set Screw
201472C	18667	Puller Feed Roll (upper) Set Screw
268438	18667	" " " " Shaft
268606	18616	Spreader with 268162
268181	18651	" Bar

No.	Plate	Name
268184	18651	Spreader Bar Bearing
225887	18651	" " " Position Pin
200035E	18651	" " " Screw
268186	18651	" Driving Connection with two 201020E
268233	18651	Spreader Driving Connection 268186 with 268063 and 351876
201020E	18651	Spreader Driving Connection Cap Screw
268063	18651	Spreader Driving Connection Needle Bearing
268187	18651	Spreader Driving Crank with 200373C and 200403C
200373C	18651	Spreader Driving Crank Position Screw
200403C	18651	" " " Set Screw
268045	18668	" " Eccentric with two 200364C
268046	18668	Spreader Driving Eccentric Counter Balance with two 200364C
200364C	18668	Spreader Driving Eccentric Counter Balance Set Screw
200364C	18668	Spreader Driving Eccentric Set Screw
268220	18668	" " " Thrust Washer (2)
268190	18651	Spreader Driving Pin
268191	18651	" " Rock Shaft
268072	18651	" " " Collar with two 200386C (2)
200386C	18651	Spreader Driving Rock Shaft Collar Set Screw
268071	18651	Spreader Driving Rock Shaft Needle Bearing (2)
350466C	18651	Spreader Driving Rock Shaft Screw Stud
351876	18651	Spreader Driving Rock Shaft Screw Stud Ball Roller
201736E	18651	Spreader Driving Rock Shaft Screw Stud Nut
268730	18651	Spreader Holder with two 200380C
200380C	18651	" " Set Screw
268162	18616	" Point
350149C	18651	" Screw
204925	18651	" " Washer
267656	18653	Thread Lubricator with 50608R, 139017, 350549C and three 236957
236957	18653	Thread Lubricator Oil Pad (felt)
350549C	18653	" " " " Regulating Screw
50608R	18653	Thread Lubricator Plug Screw
139017	18653	" " " " Washer
200064D	18653	" " Screw
268614	18659	Throat Plate, for 268618
200100E	18659	" " Screw (3)

MACHINE No. 300w222

PULLER FEED

TWO THREAD CHAIN STITCH

TWO NEEDLES. TWO LOOPERS. LONG ARM.

COMPOUND FEED.

MAXIMUM STITCH 4 TO THE INCH

FOR INSERTING SLEEVES IN SPORT SHIRTS AND

SIMILAR WORK IN MEDIUM AND HEAVY FABRICS.

MADE IN GAUGES FROM $\frac{3}{16}$ TO 2 INCHES

Same as Machine No. 300w122 with the following exceptions:

No.	Plate	Name
267800	18660	Feed Dog, 46 needle hole, for needle sizes 20 and 22, in gauges $\frac{3}{16}$ and $\frac{7}{32}$ in. (teeth cut 15 to the inch) with two 268317 and four 200172D, for 267850
267802	18660	Feed Dog, 46 needle hole, for needle sizes 20 and 22, in gauges $\frac{1}{4}$, $\frac{9}{32}$ and $\frac{5}{16}$ in. (teeth cut 15 to the inch) with two 268318 and four 200172D, for 267851
267804	18660	Feed Dog, 46 needle hole, for needle sizes 20 and 22, in gauges $\frac{11}{32}$, $\frac{3}{8}$ and $\frac{13}{32}$ in. (teeth cut 15 to the inch) with two 268318 and four 200172D, for 267853
267812	18660	Feed Dog, 46 needle hole, for needle sizes 20 and 22, in gauges $\frac{7}{16}$, $\frac{15}{32}$ and $\frac{1}{2}$ in. (teeth cut 15 to the inch) with two 268318 and four 200172D, for 267855
267817	18660	Feed Dog, 46 needle hole, for needle sizes 20 and 22, in gauges $\frac{17}{32}$, $\frac{9}{16}$, $\frac{19}{32}$, $\frac{5}{8}$ and $\frac{21}{32}$ in. (teeth cut 15 to the inch) with two 268318 and four 200172D, for 267857
267821	18660	Feed Dog, 46 needle hole, for needle sizes 20 and 22, in gauges from $\frac{11}{16}$ to $\frac{31}{32}$ in. in steps of $\frac{1}{32}$ in. (teeth cut 15 to the inch) with two 268318 and four 200172D, for 267858

No.	Plate	Name
267825	18660	Feed Dog, 46 needle hole, for needle sizes 20 and 22, in gauges from 1 to 1-1/4 in., in steps of 1/32 in. (teeth cut 15 to the inch) with two 268318 and four 200172D, for 267859
267829	18660	Feed Dog, 46 needle hole, for needle sizes 20 and 22, in gauges from 1-9/32 to 1-1/2 in., in steps of 1/32 in. (teeth cut 15 to the inch) with two 268318 and four 200172D, for 267860
267830	18660	Feed Dog, 46 needle hole, for needle sizes 20 and 22, in gauges from 1-17/32 to 1-11/16 in., in steps of 1/32 in. (teeth cut 15 to the inch) with two 268318 and four 200172D, for 267862
267833	18660	Feed Dog, 46 needle hole, for needle sizes 20 and 22, in gauges from 1-23/32 to 1-29/32 in., in steps of 1/32 in. (teeth cut 15 to the inch) with two 268318 and four 200172D, for 267861
267839	18660	Feed Dog, 46 needle hole, for needle sizes 20 and 22, in gauges 1-15/16 and 2 in. (teeth cut 15 to the inch) with two 268318 and four 200172D, for 267863
268317	18660	Loop Deflector
268088	18610	Looper (2)
268103	18610	" Holder, in gauges from 3/16 to 11/32 in., in steps of 1/32 in., with four 350478C
268104	18610	Looper Holder, in gauges from 3/8 to 5/8 in., in steps of 1/32 in., with four 350478C
268105	18610	Looper Holder, in gauges from 21/32 to 7/8 in., in steps of 1/32 in., with four 350478C
268106	18610	Looper Holder, in gauges from 29/32 to 1-1/8 in., in steps of 1/32 in., with four 350478C
268107	18610	Looper Holder, in gauges from 1-5/32 to 1-1/2 in., in steps of 1/32 in., with four 350478C
268282	18610	Looper Holder, in gauges from 1-17/32 to 2 in., in steps of 1/32 in., with four 350478C
268296	18610	Looper Thread Guide (on Bed at Looper) for gauges from 3/16 to 15/32 inch
268297	18610	Looper Thread Guide (on Bed at Looper) for gauges from 1/2 to 25/32 inch

No.	Plate	Name
268298	18610	Looper Thread Guide (on Bed at Looper) for gauges from 13/16 to 1-3/32 inch
268299	18610	Looper Thread Guide (on Bed at Looper) for gauges from 1-1/8 to 1-13/32 inch
268300	18610	Looper Thread Guide (on Bed at Looper) for gauges from 1-7/16 to 1-23/32 inch
268301	18610	Looper Thread Guide (on Bed at Looper) for gauges from 1-3/4 to 2 inches
268122	18654	Looper Thread Tension Thread Guide (2)
5989	18654	Looper Thread Tension complete, Nos. 418D, 1562J, 10141 and 2455 (2)
268136	18620	Needle Bar
268219	18610	" " Rock Frame Thread Guide, in gauges from 3/16 to 11/32 in., in steps of 1/32 inch
268254	18610	Needle Bar Rock Frame Thread Guide, in gauges from 3/8 to 5/8 in., in steps of 1/32 inch
268255	18610	Needle Bar Rock Frame Thread Guide, in gauges from 21/32 to 7/8 in., in steps of 1/32 inch
268256	18610	Needle Bar Rock Frame Thread Guide, in gauges from 29/32 to 1-1/8 in., in steps of 1/32 inch
268268	18610	Needle Bar Rock Frame Thread Guide, in gauges from 1-5/32 to 1-1/2 in., in steps of 1/32 inch
268304	18610	Needle Bar Rock Frame Thread Guide, in gauges from 1-17/32 to 2 in., in steps of 1/32 inch
268151	18610	Needle Holder, in gauges from 3/16 to 11/32 in., in steps of 1/32 in., with two 50014C
268152	18610	Needle Holder, in gauges from 3/8 to 5/8 in., in steps of 1/32 in., with two 50014C
268154	18610	Needle Holder, in gauges from 21/32 to 7/8 in., in steps of 1/32 in., with two 50014C
268156	18610	Needle Holder, in gauges from 29/32 to 1-1/8 in., in steps of 1/32 in., with two 50014C
268157	18610	Needle Holder, in gauges from 1-5/32 to 1-1/2 in., in steps of 1/32 in., with two 50014C
268158	18610	Needle Holder, in gauges from 1-17/32 to 2 in., in steps of 1/32 in., with two 50014C

No.	Plate	Name
50014C	18610	Needle Set Screw
226206	18654	" Thread Tension Releasing Pin (2)
54279	18654	Needle Thread Tension Thread Guide (double) (2)
268263	18654	Needle Thread Tension complete, Nos. 32572, 59537 to 59539, 131741 and two 2102 (2)
202090	18660	Presser Foot Hinge Pin
230795	18660	" " " Pin
267871	18660	" " Plate
267873	18660	" " Plate
267875	18660	" " Plate
267877	18660	" " Plate
267879	18660	" " Plate
267880	18660	Presser Foot (spring hinged) complete, 46 needle hole, in gauges 3/16 and 7/32 in., Nos. 202090, 226080, 267879, 268275 and 268612
267872	18660	Presser Foot (spring hinged) complete, 46 needle hole, in gauges from 1/4 to 3/4 in., in steps of 1/32 in., Nos. 206335, 226080, 267871, 268275 and 268612
267874	18660	Presser Foot (spring hinged) complete, 46 needle hole, in gauges from 25/32 to 1-1/4 in., in steps of 1/32 in., Nos. 226080, 230795, 267873, 268275 and 268612
267876	18660	Presser Foot (spring hinged) complete, 46 needle hole, in gauges from 1-9/32 to 1-3/4 in., in steps of 1/32 in., Nos. 226080, 230795, 267875, 268275 and 268612
267878	18660	Presser Foot (spring hinged) complete, 46 needle hole, in gauges from 1-25/32 to 2 in., in steps of 1/32 in., Nos. 226080, 230795, 267877, 268275 and 268612
268177	18610	Spreader, in gauges from 3/16 to 11/32 in., in steps of 1/32 in., with two 268162
268178	18610	Spreader, in gauges from 3/8 to 5/8 in., in steps of 1/32 in., with two 268162
268179	18610	Spreader, in gauges from 21/32 to 7/8 in., in steps of 1/32 in., with two 268162
268180	18610	Spreader, in gauges from 29/32 to 1-1/8 in., in steps of 1/32 in., with two 268162
268207	18610	Spreader, in gauges from 1-5/32 to 1-1/2 in., in steps of 1/32 in., with two 268162

No.	Plate	Name
268284	18610	Spreader, in gauges from 1-17/32 to 2 in., in steps of 1/32 in., with two 268162
267850	18660	Throat Plate, for 267800, in gauges 3/16 and 7/32 inch
267851	18660	Throat Plate, for 267802, in gauges 1/4, 9/32 and 5/16 inch
267853	18660	Throat Plate, for 267804, in gauges 11/32, 3/8 and 13/32 inch
267855	18660	Throat Plate, for 267812, in gauges 7/16, 15/32 and 1/2 inch
267857	18660	Throat Plate, for 267817, in gauges 17/32, 9/16, 19/32, 5/8 and 21/32 inch
267858	18660	Throat Plate, for 267821, in gauges from 11/16 to 31/32 in., in steps of 1/32 inch
267859	18660	Throat Plate, for 267825, in gauges from 1 to 1-1/4 in., in steps of 1/32 inch
267860	18660	Throat Plate, for 267829, in gauges from 1-9/32 to 1-1/2 in., in steps of 1/32 inch
267862	18660	Throat Plate, for 267830, in gauges from 1-17/32 to 1-11/16 in., in steps of 1/32 inch
267861	18660	Throat Plate, for 267833, in gauges from 1-23/32 to 1-29/32 in., in steps of 1/32 inch
267863	18660	Throat Plate, for 267839, in gauges 1-15/16 and 2 inch

SINGER Needles should be used
in SINGER Machines
These Needles and their Containers
are marked with the
Company's Trade Mark "SIMANCO.***" 1

Needles in Containers marked
"FOR SINGER MACHINES"
are NOT SINGER made needles. 2

MACHINE No. 300w322

PULLER FEED

TWO THREAD CHAIN STITCH

THREE NEEDLES. THREE LOOPERS.

LONG ARM. COMPOUND FEED.

MAXIMUM STITCH 4 TO THE INCH

FOR AWNING SEAMING AND SIMILAR WORK

IN MEDIUM AND HEAVY FABRICS.

MADE IN GAUGES FROM $\frac{3}{8}$ TO 2 INCHES

BETWEEN OUTSIDE NEEDLES.

Same as Machine No. 300w122 with the following exceptions:

No.	Plate	Name
268807	18661	Feed Dog, 46 needle hole, for needle sizes 20 and 22, with three 268317 and six 200172D (standard feed surface) distance between outside needles from 1/2 to 1-1/2 in. Spacing between any two adjacent needles 3/16 or 7/32 in. (teeth cut 15 to the inch) for 268974
268811	18661	Feed Dog, 46 needle hole, for needle sizes 20 and 22, with three 268318 and six 200172D (standard feed surface) distance between outside needles from 1/2 to 1-1/2 in. Least distance between any two adjacent needles 1/4 in. (teeth cut 15 to the inch) for 268976
268809	18661	Feed Dog, 46 needle hole, for needle sizes 20 and 22, with three 268317 and six 200172D (standard feed surface) distance between outside needles from 1-17/32 to 2 in. Spacing between any two adjacent needles 3/16 or 7/32 in. (teeth cut 15 to the inch) for 268975
268813	18661	Feed Dog, 46 needle hole, for needle sizes 20 and 22, with three 268318 and six 200172D (standard feed surface) distance between outside needles from 1-17/32 to 2 in. Least distance between any two adjacent needles 1/4 in. (teeth cut 15 to the inch) for 268977

No.	Plate	Name
268317	18661	Loop Deflector
268088	18657	Looper (3)
268836	18657	" Holder with six 350478C, in gauges from 1/2 to 2 in., between outside needles. Least distance between any two adjacent needles 3/16 inch
268857	18657	Looper Thread Guide (on Bed at Looper) in gauges from 1/2 to 2 in. Least distance between any two adjacent needles 3/16 inch
268122	18655	Looper Thread Tension Thread Guide (3)
5989	18655	Looper Thread Tension complete, Nos. 418D, 1562J, 10141 and two 2455 (3)
268136	18620	Needle Bar
268876	18657	" " Rock Frame Thread Guide, in gauges from 1/2 to 2 in., between outside needles. Least distance between any two adjacent needles 3/16 inch
268896	18657	Needle Holder with three 50014C, in gauges from 1/2 to 7/8 in. Least distance between any two adjacent needles 3/16 inch
268897	18657	Needle Holder with three 50014C, in gauges from 29/32 to 1-1/8 in. Least distance between any two adjacent needles 3/16 inch
268898	18657	Needle Holder with three 50014C, in gauges from 1-5/32 to 1-1/2 in. Least distance between any two adjacent needles 3/16 inch
268899	18657	Needle Holder with three 50014C, in gauges from 1-17/32 to 2 in. Least distance between any two adjacent needles 3/16 inch
50014C	18657	Needle Set Screw
268514	18655	" Thread Tension Bracket
268515	18655	" " " Releaser
226206	18655	" " " Releasing Pin (3)
54279	18655	Needle Thread Tension Thread Guide (double) (3)
268263	18655	Needle Thread Tension complete, Nos. 32572, 59537 to 59539, 131741 and two 2102 (3)
230795	18661	Presser Foot Hinge Pin
268920	18661	" " Plate
268921	18661	Presser Foot (spring hinged) complete, 46 needle hole, in gauges from 1/2 to 2 in. Least distance between any two adjacent needles 3/16 in., Nos. 226080, 230795, 268275, 268612 and 268920

No.	Plate	Name
268956	18657	Spreader with three 268162, in gauges from 1/2 to 2 in. Least distance between any two adjacent needles 3/16 inch
268974	18661	Throat Plate, for 268807, in gauges from 1/2 to 1-1/2 in., between outside needles. Spacing between any two adjacent needles 3/16 or 7/32 inch
268976	18661	Throat Plate, for 268811, in gauges from 1/2 to 1-1/2 in., between outside needles. Least distance between any two adjacent needles 1/4 inch
268975	18661	Throat Plate, for 268809, in gauges from 1-17/32 to 2 in., between outside needles. Spacing between any two adjacent needles 3/16 or 7/32 inch
268977	18661	Throat Plate, for 268813, in gauges from 1-17/32 to 2 in., between outside needles. Least distance between any two adjacent needles 1/4 inch

SINGER Needles should be used
in **SINGER** Machines
These Needles and their Containers
are marked with the
Company's Trade Mark "SIMANCO.**" 1

Needles in Containers marked
"FOR SINGER MACHINES"
are NOT **SINGER** made needles. 2

MACHINE No. 300w422

PULLER FEED

TWO THREAD CHAIN STITCH

FOUR NEEDLES. FOUR LOOPERS.

LONG ARM. COMPOUND FEED.

MAXIMUM STITCH 4 TO THE INCH

FOR BANDING OPERATIONS ON WORK

CLOTHING AND SIMILAR WORK.

MADE IN GAUGES FROM 9/16 TO 2 INCHES

BETWEEN OUTSIDE NEEDLES.

Same as Machine No. 300w122 with the following exceptions:

No.	Plate	Name
269002	18662	Feed Dog, 46 needle hole, for needle sizes 20 and 22, with four 268317 and eight 200172D (standard feed surface) distance between outside needles from 3/4 to 1-1/2 in. Spacing between any two adjacent needles 3/16 or 7/32 in. (teeth cut 15 to the inch) for 269377
269006	18662	Feed Dog, 46 needle hole, for needle sizes 20 and 22, with four 268318 and eight 200172D (standard feed surface) distance between outside needles from 3/4 to 1-1/2 in. Least distance between any two adjacent needles 1/4 in. (teeth cut 15 to the inch) for 269379
269003	18662	Feed Dog, 46 needle hole, for needle sizes 20 and 22, with four 268317 and eight 200172D (standard feed surface) distance between outside needles from 1-17/32 to 2 in. Spacing between any two adjacent needles 3/16 or 7/32 in. (teeth cut 15 to the inch) for 269378
269007	18662	Feed Dog, 46 needle hole, for needle sizes 20 and 22, with four 268318 and eight 200172D (standard feed surface) distance between outside needles from 1-17/32 to 2 in. Least distance between any two adjacent needles 1/4 in. (teeth cut 15 to the inch) for 269380

No.	Plate	Name
268317	18662	Loop Deflector
268088	18658	Looper (4)
269065	18658	" Holder with eight 350478C, in gauges from 3/4 to 2 in., between outside needles. Least distance between any two adjacent needles 3/16 inch
269110	18658	Looper Thread Guide (on Bed at Looper) in gauges from 3/4 to 2 in. Least distance between any two adjacent needles 3/16 inch
268122	18656	Looper Thread Tension Thread Guide (4)
5989	18656	Looper Thread Tension complete, Nos. 418D, 1562J, 1014I and two 2455 (4)
268136	18620	Needle Bar
269138	18658	" " Rock Frame Thread Guide, in gauges from 3/4 to 2 in. Least distance between any two adjacent needles 3/16 inch
269191	18658	Needle Holder with four 50014C, in gauges from 3/4 to 7/8 in. Least distance between any two adjacent needles 3/16 inch
269192	18658	Needle Holder with four 50014C, in gauges from 29/32 to 1-1/8 in. Least distance between any two adjacent needles 3/16 inch
269193	18658	Needle Holder with four 50014C, in gauges from 1-5/32 to 1-1/2 in. Least distance between any two adjacent needles 3/16 inch
269194	18658	Needle Holder with four 50014C, in gauges from 1-17/32 to 2 in. Least distance between any two adjacent needles 3/16 inch
50014C	18658	Needle Set Screw
268514	18656	" Thread Tension Bracket
268515	18656	" " " Releaser
226206	18656	" " " Releasing Pin (4)
54279	18656	Needle Thread Tension Thread Guide (double) (4)
268263	18656	Needle Thread Tension complete, Nos. 32572, 59537 to 59539, 13174I and two 2102 (4)
269234	18663	Presser Foot Bracket with 350089C
269511	18663	" " " " 350089C
271115	18663	" " " Cover Plate
200583H	18663	" " " " " "
		Screw
350089C	18663	Presser Foot Bracket Pinch Screw
269512	18663	" " Connection Lever

No.	Plate	Name
271116	18663	Presser Foot Connection Lever
350068D	18663	" " " " Hinge
		Screw
350515C	18663	Presser Foot Connection Lever Hinge
		Screw
269235	18663	Presser Foot Plate (left)
269238	18663	" " " (left)
269236	18663	" " " (right)
269239	18663	" " " (right)
206335	18663	" " " Hinge Pin
213910	18663	" " " " Pin
26231	18663	" " " Spring
269515	18663	" " Shank
271117	18663	" " " (left)
271119	18663	" " " (right)
269516	18663	" " " Guide Plate
200581H	18663	" " " " " Screw
350122H	18663	" " " " " Screw
269237	18663	Presser Foot (hinged, compensating) complete, 46 needle hole, in gauges from 3/4 to 1-7/32 in. Least distance between any two adjacent needles 3/16 in., Nos. 269234 to 269236, 271115 to 271117, 271119, 350515C, two each 26231, 200583H and 213910
269240	18663	Presser Foot (hinged, compensating) complete, 46 needle hole, in gauges from 1-1/4 to 2 in. Least distance between any two adjacent needles 3/16 in., Nos. 269238, 269239, 269511, 269512, 269516, 350068D, 350122H, two each 200581H, 206335, 226080 and 269515
269340	18658	Spreader with four 268162, in gauges from 3/4 to 2 in. Least distance between any two adjacent needles 3/16 inch
269377	18662	Throat Plate, for 269002, in gauges from 3/4 to 1-1/2 in., between outside needles. Spacing between any two adjacent needles 3/16 or 7/32 inch
269379	18662	Throat Plate, for 269006, in gauges from 3/4 to 1-1/2 in., between outside needles. Least distance between any two adjacent needles 1/4 inch
269378	18662	Throat Plate, for 269003, in gauges from 1-17/32 to 2 in., between outside needles. Spacing between any two adjacent needles 3/16 or 7/32 inch
269380	18662	Throat Plate, for 269007, in gauges from 1-17/32 to 2 in., between outside needles. Least distance between any two adjacent needles 1/4 inch

ACCESSORIES

FOR MACHINE No. 300w122

No.	Plate	Name
62x57	-----	Needles, six, size 22
228698	18664	Drip Pan
200019E	18664	" " Screw (2)
210805	18664	" " " Washer (2)
52843	18664	" " " " (leather) (4)
268280	18611	Looper and Needle Bar Setting Gauge
268276	18611	" Threading Wire
131961	18664	Machine Base Oil Drain Jar (glass)
131962	18664	" " " " " Cap
131188	18664	" " " " " Clamp
131217	18664	" " " " " "
		131188 with 131189
131189	18664	Machine Base Oil Drain Jar Clamp Lever
1247C	18664	Machine Base Oil Drain Jar Clamp Screw
131266	18664	Machine Base Oil Drain Jar Nipple (short)
228452	18664	Machine Base Oil Drain Jar complete, Nos. 131217, 131266, 131961, 131962 and two 1247C
228320	18645	Machine Cushion (felt) (4)
228444	18645	" " (neoprene) (4)
41400	18611	" Rest Pin (wood)
228449	18645	" Support (left) with two wood screws 1-1/4 in., No. 12, F. H. B.
228450	18645	Machine Support (right) with two wood screws 1-1/4 in., No. 12, F. H. B.
228491	18611	Pressure Oiler
228476	18611	Screw Driver
225498	18611	" " (7-1/4 in. long)
255542	18611	" Driver (8 in. blade)
27739	18611	Thread Cone (wood) (2)
228451	18611	Tweezers
202511	18611	Wrench
249820	18611	Wrench
255540	18611	" (steel)

FOOT LIFTER TREADLE

No.	Plate	Name
265304	18510	Foot Lifter Lever
232365	18510	" " " Chain, 41-1/2 in. long, with two 202784
202784	18510	Foot Lifter Lever Chain Hook
265385	18510	" " Treadle with two 356C
356C	18510	" " " Set Screw
264531	18510	Starting Treadle with two 356C
356C	18510	" " Set Screw
265305	18510	" " Shaft
265082	18510	" " " Lever with two 356C
356C	18510	Starting Treadle Shaft Lever Set Screw
264539	18510	" " Stand with two wood screws 1 in., No. 12
265106	18510	Starting Treadle Support with two wood screws 1 in., No. 12
265306	18510	Foot Lifter and Starting Treadle complete, Nos. 232365, 264531, 265082, 265106, 265304, 265305, 265385 and two 264539

(Other Foot Lifter Parts are listed with parts of Machine Head)

THREAD UNWINDER

FOR TWO SPOOLS

228647	18627	Base with two 200341C
228692	18627	Spool Pin
201528H	18627	" " Nut
228693	18627	" " Washer
225257	18627	" Rest (for two spools) (flat) with 201018C, two each 201528H, 228692 and 228693
150203	18627	Spool Rest Cushion (felt)
228648	18627	" " Rod
200341C	18627	" " " Set Screw
201018C	18627	" " Set Screw
228649	18627	Thread Tube with two 268125
268125	18627	" " Bushing
350101AL	18627	" " Set Screw
228658	18627	" " Support with 201129H and four 350101AL
201129H	18627	Thread Tube Support Set Screw
228650	18627	Thread Unwinder complete, for two spools, Nos. 225257, 228647, 228648, 228658, two each 150203, 228649 and three wood screws 1-1/4 in., No. 14, F. H. B.

FOR MACHINE No. 300w222

Same as for Machine No. 300w122 with the following exceptions:

No.	Plate	Name
62x57	-----	Needles, twelve, size 22
27739	18611	Thread Cone (wood) (4)

THREAD UNWINDER

FOR FOUR SPOOLS

228647	18628	Base with two 200341C
228692	18628	Spool Pin
201528H	18628	" " Nut
228693	18628	" " Washer
225257	18628	" Rest (for two spools) (flat) with 201018C, two each 201528H, 228692 and 228693
150203	18628	Spool Rest Cushion (felt)
228648	18628	" " Rod
200341C	18628	" " " Set Screw
201018C	18628	" " Set Screw
228652	18628	" " Stud
228651	18628	" " Support with 201129H, two 228652 and eight 350101AL
201129H	18628	Spool Rest Support Set Screw
228649	18628	Thread Tube with two 268125
268125	18628	" " Bushing
350101AL	18628	" " Set Screw
228653	18628	Thread Unwinder complete, for four spools, Nos. 228647, 228648, 228651, two 225257, four each 150203, 228649 and three wood screws 1-1/4 in., No. 14, F. H. B.

FOR MACHINE No. 300w322

Same as for Machine No. 300w122 with the following exceptions:

62x57	-----	Needles, eighteen, size 22
27739	18611	Thread Cone (wood) (6)

THREAD UNWINDER

FOR SIX SPOOLS

No.	Plate	Name
228647	18629	Base with two 200341C
228692	18629	Spool Pin
201528H	18629	" " Nut
228693	18629	" " Washer
225257	18629	" Rest (for two spools) (flat) with 201018C, two each 201528H, 228692 and 228693
150203	18629	Spool Rest Cushion (felt)
228648	18629	" " Rod
200341C	18629	" " " Set Screw
201018C	18629	" " Set Screw
228652	18629	" " Stud
228654	18629	" " Support with 201129H, two 228652 and twelve 350101AL
201129H	18629	Spool Rest Support Set Screw
228649	18629	Thread Tube with two 268125
268125	18629	" " Bushing
350101AL	18629	" " Set Screw
228655	18629	Thread Unwinder complete, for six spools, Nos. 228647, 228648, 228654, three 225257, six each 150203, 228649 and three wood screws 1-1/4 in., No. 14, F. H. B.

FOR MACHINE No. 300w422

Same as for Machine No. 300w122 with the following exceptions:

62x57	-----	Needles, twenty four, size 22
27739	18611	Thread Cone (wood) (8)

THREAD UNWINDER

FOR EIGHT SPOOLS

228647	18630	Base with two 200341C
228692	18630	Spool Pin
201528H	18630	" " Nut
228693	18630	" " Washer
225257	18630	" Rest (for two spools) (flat) with 201018C, two each 201528H, 228692 and 228693

No.	Plate	Name
150203	18630	Spool Rest Cushion (felt)
228648	18630	" " Rod
200341C	18630	" " " Set Screw
201018C	18630	" " Set Screw
228652	18630	" " Stud
228656	18630	" " Support with 201129H, four 228652 and sixteen 350101AL
201129H	18630	Spool Rest Support Set Screw
228649	18630	Thread Tube with two 268125
268125	18630	" " Bushing
350101AL	18630	" " Set Screw
228657	18630	Thread Unwinder complete, for eight spools, Nos. 228647, 228648, 228656, four 225257, eight each 150203, 228649 and three wood screws 1-1/4 in., No. 14, F. H. B.

FEED DOGS

FOR MACHINE No. 300w122

268618	18659	Feed Dog, 46 needle hole, for needle sizes 20 and 22 (teeth cut 15 to the inch) with 268318 and two 200172D, for 268614
268619	18659	Feed Dog, 40 needle hole, for needle sizes 23 and 24 (teeth cut 15 to the inch) with 268318 and two 200172D, for 268614

FOR MACHINE No. 300w222

267800	18660	Feed Dog, 46 needle hole, for needle sizes 20 and 22, in gauges 3/16 and 7/32 in. (teeth cut 15 to the inch) with two 268317 and four 200172D, for 267850
267802	18660	Feed Dog, 46 needle hole, for needle sizes 20 and 22, in gauges 1/4, 9/32 and 5/16 in. (teeth cut 15 to the inch) with two 268318 and four 200172D, for 267851
267804	18660	Feed Dog, 46 needle hole, for needle sizes 20 and 22, in gauges 11/32, 3/8 and 13/32 in. (teeth cut 15 to the inch) with two 268318 and four 200172D, for 267853

No.	Plate	Name
267812	18660	Feed Dog, 46 needle hole, for needle sizes 20 and 22, in gauges 7/16, 15/32 and 1/2 in. (teeth cut 15 to the inch) with two 268318 and four 200172D, for 267855
267817	18660	Feed Dog, 46 needle hole, for needle sizes 20 and 22, in gauges 17/32, 9/16, 19/32, 5/8 and 21/32 in. (teeth cut 15 to the inch) with two 268318 and four 200172D, for 267857
267821	18660	Feed Dog, 46 needle hole, for needle sizes 20 and 22, in gauges from 11/16 to 31/32 in., in steps of 1/32 in. (teeth cut 15 to the inch) with two 268318 and four 200172D, for 267858
267825	18660	Feed Dog, 46 needle hole, for needle sizes 20 and 22, in gauges from 1 to 1-1/4 in., in steps of 1/32 in. (teeth cut 15 to the inch) with two 268318 and four 200172D, for 267859
267829	18660	Feed Dog, 46 needle hole, for needle sizes 20 and 22, in gauges from 1-9/32 to 1-1/2 in., in steps of 1/32 in. (teeth cut 15 to the inch) with two 268318 and four 200172D, for 267860
267830	18660	Feed Dog, 46 needle hole, for needle sizes 20 and 22, in gauges from 1-17/32 to 1-11/16 in., in steps of 1/32 in. (teeth cut 15 to the inch) with two 268318 and four 200172D, for 267862
267833	18660	Feed Dog, 46 needle hole, for needle sizes 20 and 22, in gauges from 1-23/32 to 1-29/32 in., in steps of 1/32 in. (teeth cut 15 to the inch) with two 268318 and four 200172D, for 267861
267839	18660	Feed Dog, 46 needle hole, for needle sizes 20 and 22, in gauges 1-15/16 and 2 in. (teeth cut 15 to the inch) with two 268318 and four 200172D, for 267863
267815	18660	Feed Dog, 40 needle hole, for needle sizes 23 and 24, in gauges 11/32, 3/8 and 13/32 in. (teeth cut 15 to the inch) with two 268318 and four 200172D, for 267853
267819	18660	Feed Dog, 40 needle hole, for needle sizes 23 and 24, in gauges 11/32, 3/8 and 13/32 in. (teeth cut 8 to the inch) with two 268318 and four 200172D, for 267853

No.	Plate	Name
267826	18660	Feed Dog, 40 needle hole, for needle sizes 23 and 24, in gauges 7/16, 15/32 and 1/2 in. (teeth cut 15 to the inch) with two 268318 and four 200172D, for 267855
267831	18660	Feed Dog, 40 needle hole, for needle sizes 23 and 24, in gauges 7/16, 15/32 and 1/2 in. (teeth cut 8 to the inch) with two 268318 and four 200172D, for 267855
267834	18660	Feed Dog, 40 needle hole, for needle sizes 23 and 24, in gauges 17/32, 9/16, 19/32, 5/8 and 21/32 in. (teeth cut 8 to the inch) with two 268318 and four 200172D, for 267857
267835	18660	Feed Dog, 40 needle hole, for needle sizes 23 and 24, in gauges from 11/16 to 31/32 in., in steps of 1/32 in. (teeth cut 15 to the inch) with two 268318 and four 200172D, for 267858
267837	18660	Feed Dog, 40 needle hole, for needle sizes 23 and 24, in gauges from 11/16 to 31/32 in., in steps of 1/32 in. (teeth cut 8 to the inch) with two 268318 and four 200172D, for 267858
267838	18660	Feed Dog, 40 needle hole, for needle sizes 23 and 24, in gauges from 1 to 1-1/4 in., in steps of 1/32 in. (teeth cut 8 to the inch) with two 268318 and four 200172D, for 267859

FOR MACHINE No. 300w322

268807	18661	Feed Dog, 46 needle hole, for needle sizes 20 and 22, with three 268317 and six 200172D (standard feed surface) distance between outside needles from 1/2 to 1-1/2 in. Spacing between any two adjacent needles 3/16 or 7/32 in. (teeth cut 15 to the inch) for 268974
268811	18661	Feed Dog, 46 needle hole, for needle sizes 20 and 22, with three 268318 and six 200172D (standard feed surface) distance between outside needles from 1/2 to 1-1/2 in. Least distance between any two adjacent needles 1/4 in. (teeth cut 15 to the inch) for 268976

No.	Plate	Name
268809	18661	Feed Dog, 46 needle hole, for needle sizes 20 and 22, with three 268317 and six 200172D (standard feed surface) distance between outside needles from 1-17/32 to 2 in. Spacing between any two adjacent needles 3/16 or 7/32 in. (teeth cut 15 to the inch) for 268975
268813	18661	Feed Dog, 46 needle hole, for needle sizes 20 and 22, with three 268318 and six 200172D (standard feed surface) distance between outside needles from 1-17/32 to 2 in. Least distance between any two adjacent needles 1/4 in. (teeth cut 15 to the inch) for 268977
268808	18661	Feed Dog, 40 needle hole, for needle sizes 23 and 24, with three 268317 and six 200172D (standard feed surface) distance between outside needles from 1/2 to 1-1/2 in. Spacing between any two adjacent needles 3/16 or 7/32 in. (teeth cut 8 to the inch) for 268974
268812	18661	Feed Dog, 40 needle hole, for needle sizes 23 and 24, with three 268318 and six 200172D (standard feed surface) distance between outside needles from 1/2 to 1-1/2 in. Least distance between any two adjacent needles 1/4 in. (teeth cut 8 to the inch) for 268976
268810	18661	Feed Dog, 40 needle hole, for needle sizes 23 and 24, with three 268317 and six 200172D (standard feed surface) distance between outside needles from 1-17/32 to 2 in. Spacing between any two adjacent needles 3/16 or 7/32 in. (teeth cut 8 to the inch) for 268975
268814	18661	Feed Dog, 40 needle hole, for needle sizes 23 and 24, with three 268318 and six 200172D (standard feed surface) distance between outside needles from 1-17/32 to 2 in. Least distance between any two adjacent needles 1/4 in. (teeth cut 8 to the inch) for 268977

FOR MACHINE No. 300w422

No.	Plate	Name
269002	18662	Feed Dog, 46 needle hole, for needle sizes 20 and 22, with four 268317 and eight 200172D (standard feed surface) distance between outside needles from 3/4 to 1-1/2 in. Spacing between any two adjacent needles 3/16 or 7/32 in. (teeth cut 15 to the inch) for 269377
269006	18662	Feed Dog, 46 needle hole, for needle sizes 20 and 22, with four 268318 and eight 200172D (standard feed surface) distance between outside needles from 3/4 to 1-1/2 in. Least distance between any two adjacent needles 1/4 in. (teeth cut 15 to the inch) for 269379
269003	18662	Feed Dog, 46 needle hole, for needle sizes 20 and 22, with four 268317 and eight 200172D (standard feed surface) distance between outside needles from 1-17/32 to 2 in. Spacing between any two adjacent needles 3/16 or 7/32 in. (teeth cut 15 to the inch) for 269378
269007	18662	Feed Dog, 46 needle hole, for needle sizes 20 and 22, with four 268318 and eight 200172D (standard feed surface) distance between outside needles from 1-17/32 to 2 in. Least distance between any two adjacent needles 1/4 in. (teeth cut 15 to the inch) for 269380

LOOPER HOLDERS

FOR MACHINE No. 300w122

268602	18616	Looper Holder with two 350478C
--------	-------	--------------------------------

FOR MACHINE No. 300w222

No.	Plate	Name
268103	18610	Looper Holder, in gauges from 3/16 to 11/32 in., in steps of 1/32 in., with four 350478C
268104	18610	Looper Holder, in gauges from 3/8 to 5/8 in., in steps of 1/32 in., with four 350478C
268105	18610	Looper Holder, in gauges from 21/32 to 7/8 in., in steps of 1/32 in., with four 350478C
268106	18610	Looper Holder, in gauges from 29/32 to 1-1/8 in., in steps of 1/32 in., with four 350478C
268107	18610	Looper Holder, in gauges from 1-5/32 to 1-1/2 in., in steps of 1/32 in., with four 350478C
268282	18610	Looper Holder, in gauges from 1-17/32 to 2 in., in steps of 1/32 in., with four 350478C

FOR MACHINE No. 300w322

268836	18657	Looper Holder with six 350478C, in gauges from 1/2 to 2 in., between outside needles. Least distance between any two adjacent needles 3/16 inch
--------	-------	---

FOR MACHINE No. 300w422

269065	18658	Looper Holder with eight 350478C, in gauges from 3/4 to 2 in., between outside needles. Least distance between any two adjacent needles 3/16 inch
--------	-------	---

LOOPER THREAD GUIDES

(on Bed at Looper)

FOR MACHINE No. 300w122

268296	18616	Looper Thread Guide (on Bed at Looper)
--------	-------	--

FOR MACHINE No. 300w222

No.	Plate	Name
268296	18610	Looper Thread Guide (on Bed at Looper) for gauges from 3/16 to 15/32 inch
268297	18610	Looper Thread Guide (on Bed at Looper) for gauges from 1/2 to 25/32 inch
268298	18610	Looper Thread Guide (on Bed at Looper) for gauges from 13/16 to 1-3/32 inch
268299	18610	Looper Thread Guide (on Bed at Looper) for gauges from 1-1/8 to 1-13/32 inch
268300	18610	Looper Thread Guide (on Bed at Looper) for gauges from 1-7/16 to 1-23/32 inch
268301	18610	Looper Thread Guide (on Bed at Looper) for gauges from 1-3/4 to 2 inches

FOR MACHINE No. 300w322

268857	18657	Looper Thread Guide (on Bed at Looper) in gauges from 1/2 to 2 in. Least distance between any two adjacent needles 3/16 inch
--------	-------	--

FOR MACHINE No. 300w422

269110	18658	Looper Thread Guide (on Bed at Looper) in gauges from 3/4 to 2 in. Least distance between any two adjacent needles 3/16 inch
--------	-------	--

NEEDLE BAR ROCK FRAME
THREAD GUIDES

FOR MACHINE No. 300w122

268219	18616	Needle Bar Rock Frame Thread Guide
--------	-------	------------------------------------

FOR MACHINE No. 300w222

No.	Plate	Name
268219	18610	Needle Bar Rock Frame Thread Guide, in gauges from 3/16 to 11/32 in., in steps of 1/32 inch
268254	18610	Needle Bar Rock Frame Thread Guide, in gauges from 3/8 to 5/8 in., in steps of 1/32 inch
268255	18610	Needle Bar Rock Frame Thread Guide, in gauges from 21/32 to 7/8 in., in steps of 1/32 inch
268256	18610	Needle Bar Rock Frame Thread Guide, in gauges from 29/32 to 1-1/8 in., in steps of 1/32 inch
268268	18610	Needle Bar Rock Frame Thread Guide, in gauges from 1-5/32 to 1-1/2 in., in steps of 1/32 inch
268304	18610	Needle Bar Rock Frame Thread Guide, in gauges from 1-17/32 to 2 in., in steps of 1/32 inch

FOR MACHINE No. 300w322

268876	18657	Needle Bar Rock Frame Thread Guide, in gauges from 1/2 to 2 in., between outside needles. Least distance between any two adjacent needles 3/16 inch
--------	-------	---

FOR MACHINE No. 300w422

269138	18658	Needle Bar Rock Frame Thread Guide, in gauges from 3/4 to 2 in. Least distance between any two adjacent needles 3/16 inch
--------	-------	---

NEEDLE HOLDERS

FOR MACHINE No. 300w222

268151	18610	Needle Holder, in gauges from 3/16 to 11/32 in., in steps of 1/32 in. with two 50014C
--------	-------	---

No.	Plate	Name
268152	18610	Needle Holder, in gauges from 3/8 to 5/8 in., in steps of 1/32 in., with two 50014C
268154	18610	Needle Holder, in gauges from 21/32 to 7/8 in., in steps of 1/32 in., with two 50014C
268156	18610	Needle Holder, in gauges from 29/32 to 1-1/8 in., in steps of 1/32 in., with two 50014C
268157	18610	Needle Holder, in gauges from 1-5/32 to 1-1/2 in., in steps of 1/32 in., with two 50014C
268158	18610	Needle Holder, in gauges from 1-17/32 to 2 in., in steps of 1/32 in., with two 50014C

FOR MACHINE No. 300w322

268896	18657	Needle Holder with three 50014C, in gauges from 1/2 to 7/8 in. Least distance between any two adjacent needles 3/16 inch
268897	18657	Needle Holder with three 50014C, in gauges from 29/32 to 1-1/8 in. Least distance between any two adjacent needles 3/16 inch
268898	18657	Needle Holder with three 50014C, in gauges from 1-5/32 to 1-1/2 in. Least distance between any two adjacent needles 3/16 inch
268899	18657	Needle Holder with three 50014C, in gauges from 1-17/32 to 2 in. Least distance between any two adjacent needles 3/16 inch

FOR MACHINE No. 300w422

269191	18658	Needle Holder with four 50014C, in gauges from 3/4 to 7/8 in. Least distance between any two adjacent needles 3/16 inch
269192	18658	Needle Holder with four 50014C, in gauges from 29/32 to 1-1/8 in. Least distance between any two adjacent needles 3/16 inch
269193	18658	Needle Holder with four 50014C, in gauges from 1-5/32 to 1-1/2 in. Least distance between any two adjacent needles 3/16 inch

No.	Plate	Name
269194	18658	Needle Holder with four 50014C, in gauges from 1-17/32 to 2 in. Least distance between any two adjacent needles 3/16 inch

PRESSER FEET

FOR MACHINE No. 300w122

206335	18659	Presser Foot Hinge Pin
268611	18659	" " Plate
268616	18659	" " Plate
268612	18659	" " Heel Spring
226080	18659	" " Spring
268275	18659	" " Shank with 1454F
1454F	18659	" " Pinch Screw
268613	18659	Presser Foot (spring hinged) complete, 46 needle hole, Nos. 206335, 226080, 268275, 268611 and 268612
268617	18659	Presser Foot (spring hinged) complete, 40 needle hole, Nos. 206335, 226080, 268275, 268612 and 268616

FOR MACHINE No. 300w222

202090	18660	Presser Foot Hinge Pin
206335	18660	" " " Pin
230795	18660	" " " Pin
267871	18660	" " Plate
267873	18660	" " Plate
267875	18660	" " Plate
267877	18660	" " Plate
267879	18660	" " Plate
267881	18660	" " Plate
267883	18660	" " Plate
268612	18660	" " Heel Spring
226080	18660	" " Spring
268275	18660	" " Shank with 1454F
1454F	18660	" " Pinch Screw
267880	18660	Presser Foot (spring hinged) complete, 46 needle hole, in gauges 3/16 and 7/32 in., Nos. 202090, 226080, 267879, 268275 and 268612
267872	18660	Presser Foot (spring hinged) complete, 46 needle hole, in gauges from 1/4 to 3/4 in., in steps of 1/32 in., Nos. 206335, 226080, 267871, 268275 and 268612

No.	Plate	Name
267882	18660	Presser Foot (spring hinged) complete, 40 needle hole, in gauges from 1/4 to 3/4 in., in steps of 1/32 in., Nos. 206335, 226080, 267881, 268275 and 268612
267874	18660	Presser Foot (spring hinged) complete, 46 needle hole, in gauges from 25/32 to 1-1/4 in., in steps of 1/32 in., Nos. 226080, 230795, 267873, 268275 and 268612
267884	18660	Presser Foot (spring hinged) complete, 40 needle hole, in gauges from 25/32 to 1-1/4 in., in steps of 1/32 in., Nos. 226080, 230795, 267883, 268275 and 268612
267876	18660	Presser Foot (spring hinged) complete, 46 needle hole, in gauges from 1-9/32 to 1-3/4 in., in steps of 1/32 in., Nos. 226080, 230795, 267875, 268275 and 268612
267878	18660	Presser Foot (spring hinged) complete, 46 needle hole, in gauges from 1-25/32 to 2 in., in steps of 1/32 in., Nos. 226080, 230795, 267877, 268275 and 268612

FOR MACHINE No. 300w322

230795	18661	Presser Foot Hinge Pin
268920	18661	" " Plate
268922	18661	" " Plate
268612	18661	" " Heel Spring
226080	18661	" " Spring
268275	18661	" " Shank with 1454F
1454F	18661	" " Pinch Screw
268921	18661	Presser Foot (spring hinged) complete, 46 needle hole, in gauges from 1/2 to 2 in. Least distance between any two adjacent needles 3/16 in., Nos. 226080, 230795, 268275, 268612 and 268920
268923	18661	Presser Foot (spring hinged) complete, 40 needle hole, in gauges from 1/2 to 2 in. Least distance between any two adjacent needles 3/16 in., Nos. 226080, 230795, 268275, 268612 and 268922

FOR MACHINE No. 300w422

No.	Plate	Name
269234	18663	Presser Foot Bracket with 350089C
269511	18663	" " " " 350089C
271115	18663	" " " Cover Plate
200583H	18663	" " " " " Screw
350089C	18663	" " " Pinch Screw
269512	18663	" " Connection Lever
271116	18663	" " " Lever
350068D	18663	" " " " Hinge Screw
350515C	18663	Presser Foot Connection Lever Hinge Screw
230795	18662	Presser Foot Hinge Pin
269230	18662	" " Plate
269235	18663	" " " (left)
269238	18663	" " " (left)
269236	18663	" " " (right)
269239	18663	" " " (right)
268612	18662	" " Heel Spring
206335	18663	" " Hinge Pin
213910	18663	" " " Pin
26231	18663	" " Spring
226080	18662	" " Spring
269515	18663	" " Shank
271117	18663	" " " (left)
271119	18663	" " " (right)
268275	18662	" " with 1454F
269516	18663	" " Guide Plate
200581H	18663	" " " " " Screw
350122H	18663	" " " " " Screw
1454F	18662	" " Pinch Screw
269231	18662	Presser Foot (spring hinged) complete, 46 needle hole, in gauges from 3/4 to 2 in. Least distance between any two adjacent needles 3/16 in., Nos. 226080, 230795, 268275, 268612 and 269230
269237	18663	Presser Foot (hinged, compensating) complete, 46 needle hole, in gauges from 3/4 to 1-7/32 in. Least distance between any two adjacent needles 3/16 in., Nos. 269234 to 269236, 271115 to 271117, 271119, 350515C, two each 26231, 200583H and 213910

No.	Plate	Name
269240	18663	Presser Foot (hinged, compensating) complete, 46 needle hole, in gauges from 1-1/4 to 2 in., Least distance between any two adjacent needles 3/16 in., Nos. 269238, 269239, 269511, 269512, 269516, 350068D, 350122H, two each 200581H, 206335, 226080 and 269515

SPREADERS

FOR MACHINE No. 300w122

268606	18616	Spreader with 268162
--------	-------	----------------------

FOR MACHINE No. 300w222

268177	18610	Spreader, in gauges from 3/16 to 11/32 in., in steps of 1/32 in., with two 268162
268178	18610	Spreader, in gauges from 3/8 to 5/8 in., in steps of 1/32 in., with two 268162
268179	18610	Spreader, in gauges from 21/32 to 7/8 in., in steps of 1/32 in., with two 268162
268180	18610	Spreader, in gauges from 29/32 to 1-1/8 in., in steps of 1/32 in., with two 268162
268207	18610	Spreader, in gauges from 1-5/32 to 1-1/2 in., in steps of 1/32 in., with two 268162
268284	18610	Spreader, in gauges from 1-17/32 to 2 in., in steps of 1/32 in., with two 268162

FOR MACHINE No. 300w322

268956	18657	Spreader with three 268162, in gauges from 1/2 to 2 in. Least distance between any two adjacent needles 3/16 inch
--------	-------	---

FOR MACHINE No. 300w422

No.	Plate	Name
269340	18658	Spreader with four 268162, in gauges from 3/4 to 2 in. Least distance between any two adjacent needles 3/16 inch

THROAT PLATES

FOR MACHINE No. 300w122

268614	18659	Throat Plate, for 268618 and 268619
--------	-------	-------------------------------------

FOR MACHINE No. 300w222

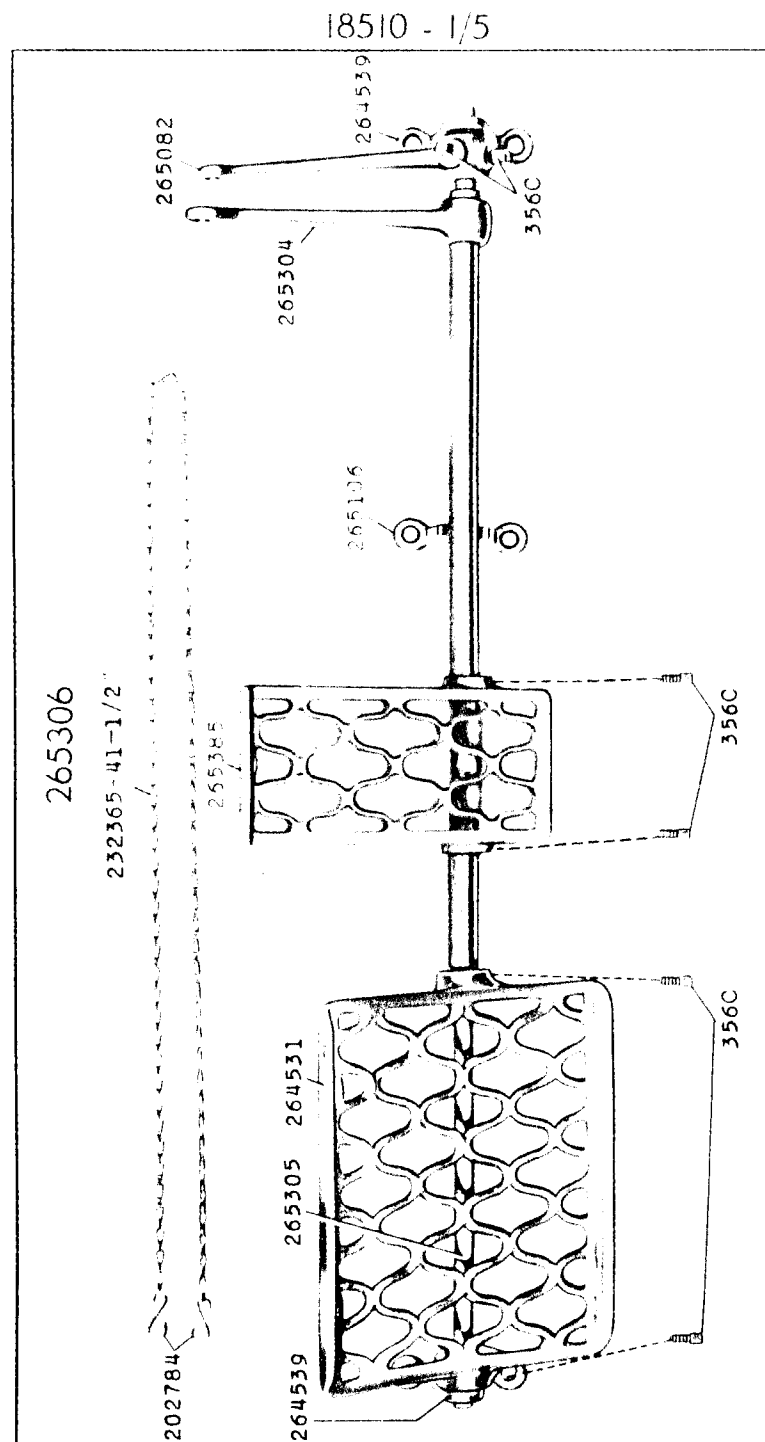
267850	18660	Throat Plate, for 267800, in gauges 3/16 and 7/32 inch
267851	18660	Throat Plate, for 267802, in gauges 1/4, 9/32 and 5/16 inch
267853	18660	Throat Plate, for 267804, 267815 and 267819, in gauges 11/32, 3/8 and 13/32 inch
267855	18660	Throat Plate, for 267812, 267826 and 267831, in gauges 7/16, 15/32 and 1/2 inch
267857	18660	Throat Plate, for 267817 and 267834, in gauges 17/32, 9/16, 19/32, 5/8 and 21/32 inch
267858	18660	Throat Plate, for 267821, 267835 and 267837, in gauges from 11/16 to 31/32 in., in steps of 1/32 inch
267859	18660	Throat Plate, for 267825 and 267838, in gauges from 1 to 1-1/4 in., in steps of 1/32 inch
267860	18660	Throat Plate, for 267829, in gauges from 1-9/32 to 1-1/2 in., in steps of 1/32 inch
267862	18660	Throat Plate, for 267830, in gauges from 1-17/32 to 1-11/16 in., in steps of 1/32 inch
267861	18660	Throat Plate, for 267833, in gauges from 1-23/32 to 1-29/32 in., in steps of 1/32 inch
267863	18660	Throat Plate, for 267839, in gauges 1-15/16 and 2 inch

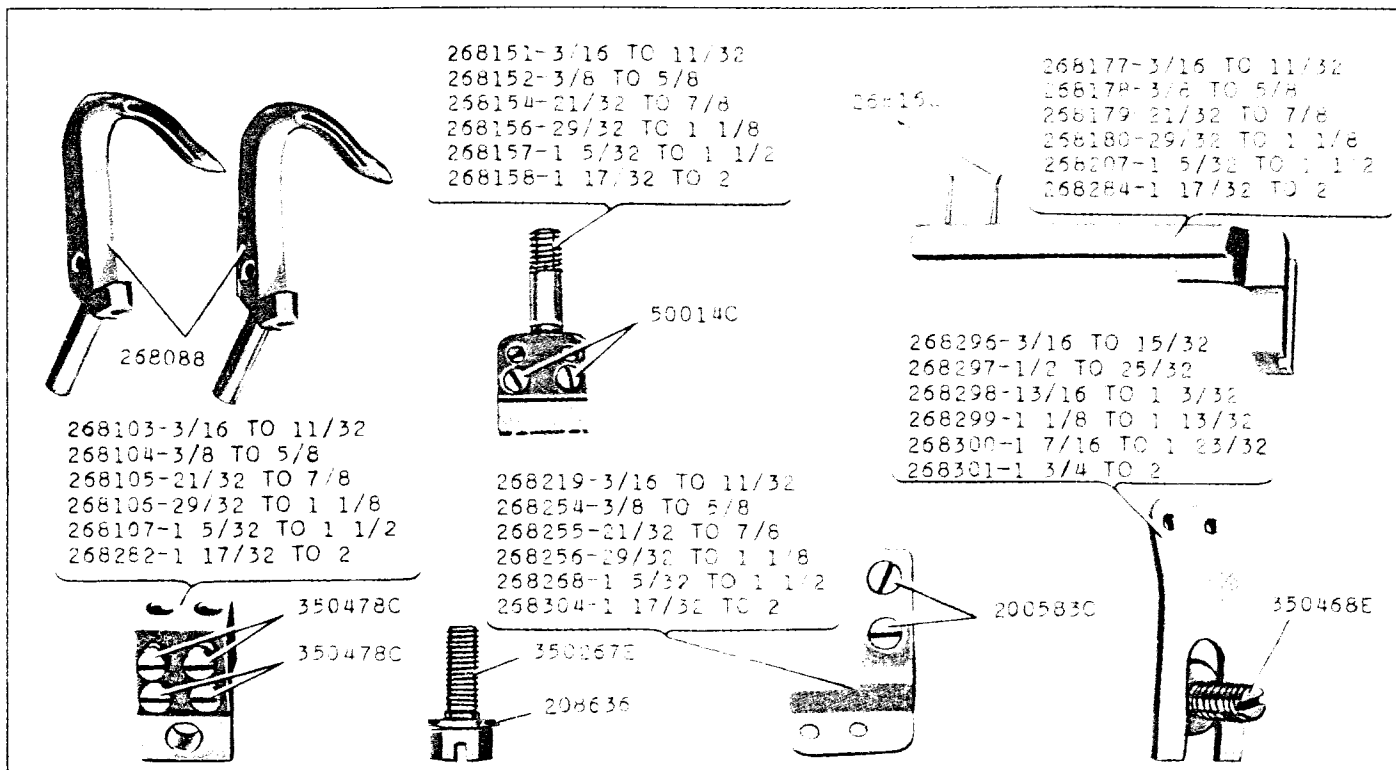
FOR MACHINE No. 300w322

No.	Plate	Name
268974	18661	Throat Plate, for 268807 and 268808, in gauges from 1/2 to 1-1/2 in., between outside needles. Spacing between any two adjacent needles 3/16 or 7/32 inch
268976	18661	Throat Plate, for 268811 and 268812, in gauges from 1/2 to 1-1/2 in., between outside needles. Least distance between any two adjacent needles 1/4 inch
268975	18661	Throat Plate, for 268809 and 268810, in gauges from 1-17/32 to 2 in., between outside needles. Spacing between any two adjacent needles 3/16 or 7/32 inch
268977	18661	Throat Plate, for 268813 and 268814, in gauges from 1-17/32 to 2 in., between outside needles. Least distance between any two adjacent needles 1/4 inch

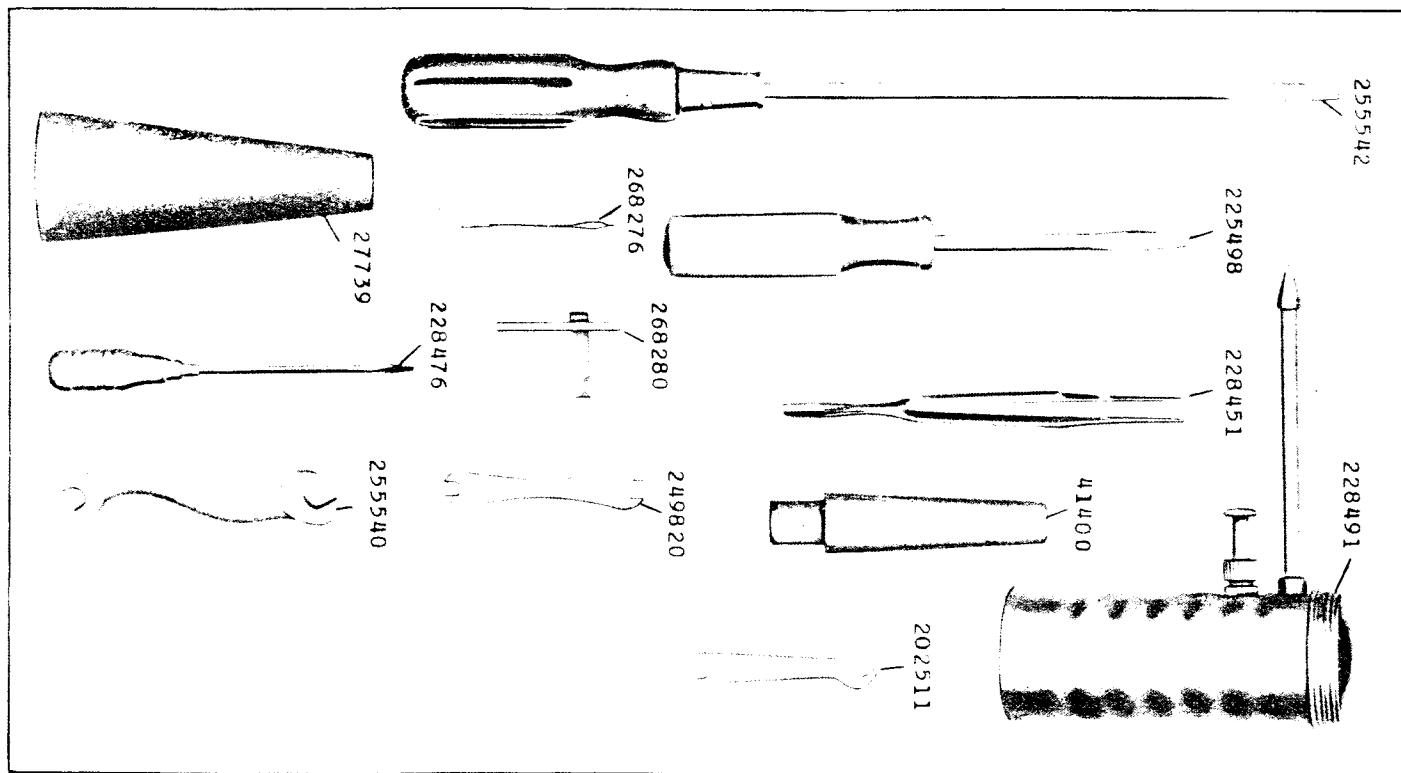
FOR MACHINE No. 300w422

269377	18662	Throat Plate, for 269002, in gauges from 3/4 to 1-1/2 in., between outside needles. Spacing between any two adjacent needles 3/16 or 7/32 inch
269379	18662	Throat Plate, for 269006, in gauges from 3/4 to 1-1/2 in., between outside needles. Least distance between any two adjacent needles 1/4 inch
269378	18662	Throat Plate, for 269003, in gauges from 1-17/32 to 2 in., between outside needles. Spacing between any two adjacent needles 3/16 or 7/32 inch
269380	18662	Throat Plate, for 269007, in gauges from 1-17/32 to 2 in., between outside needles. Least distance between any two adjacent needles 1/4 inch

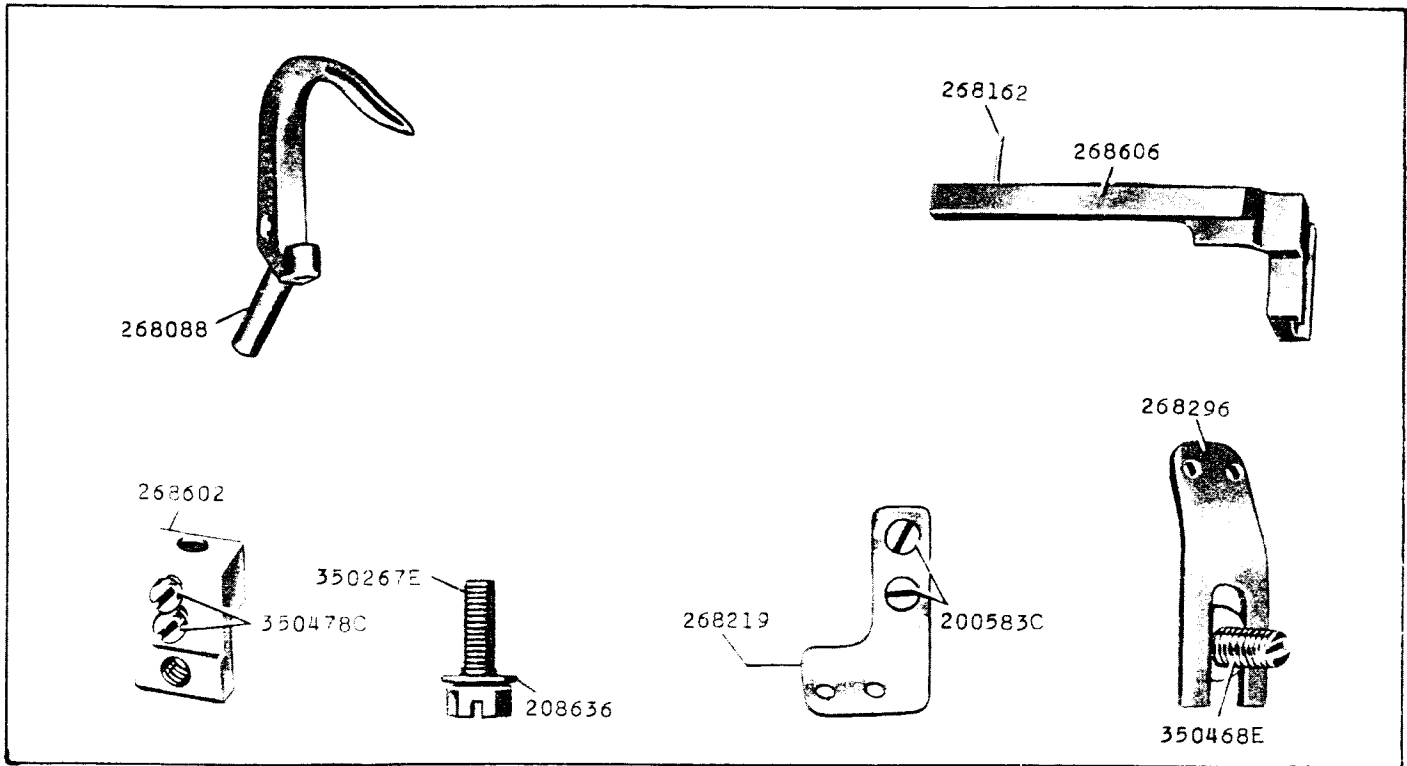




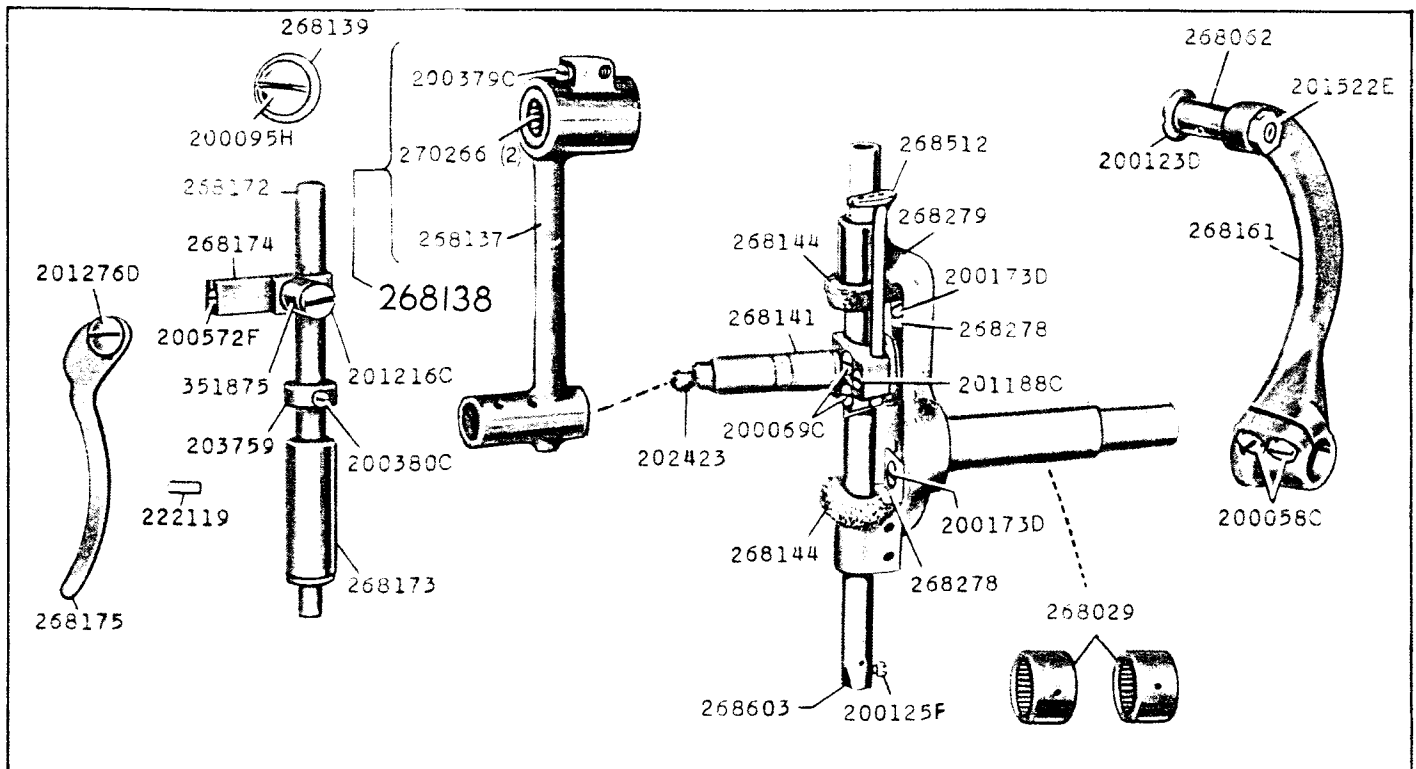
18610



18611 - 3/8

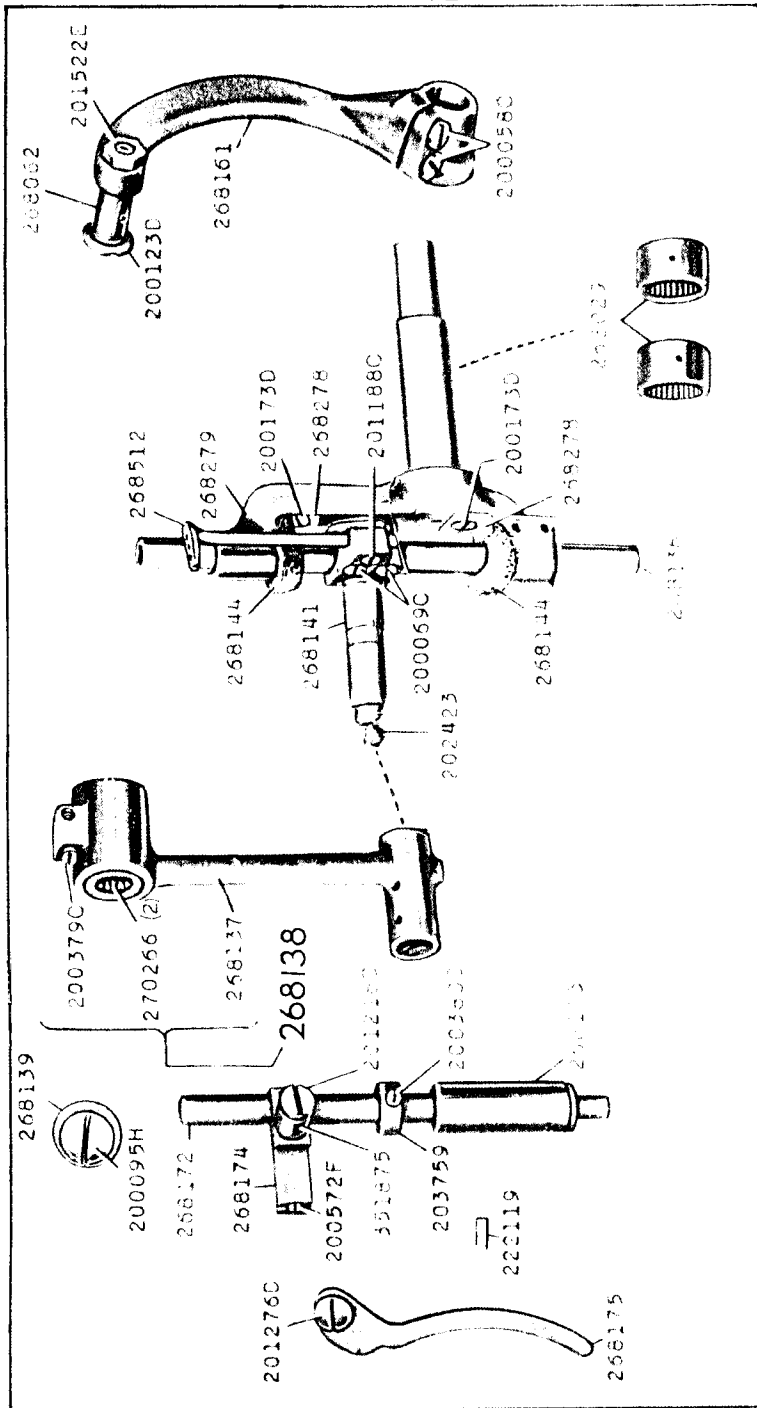


18616

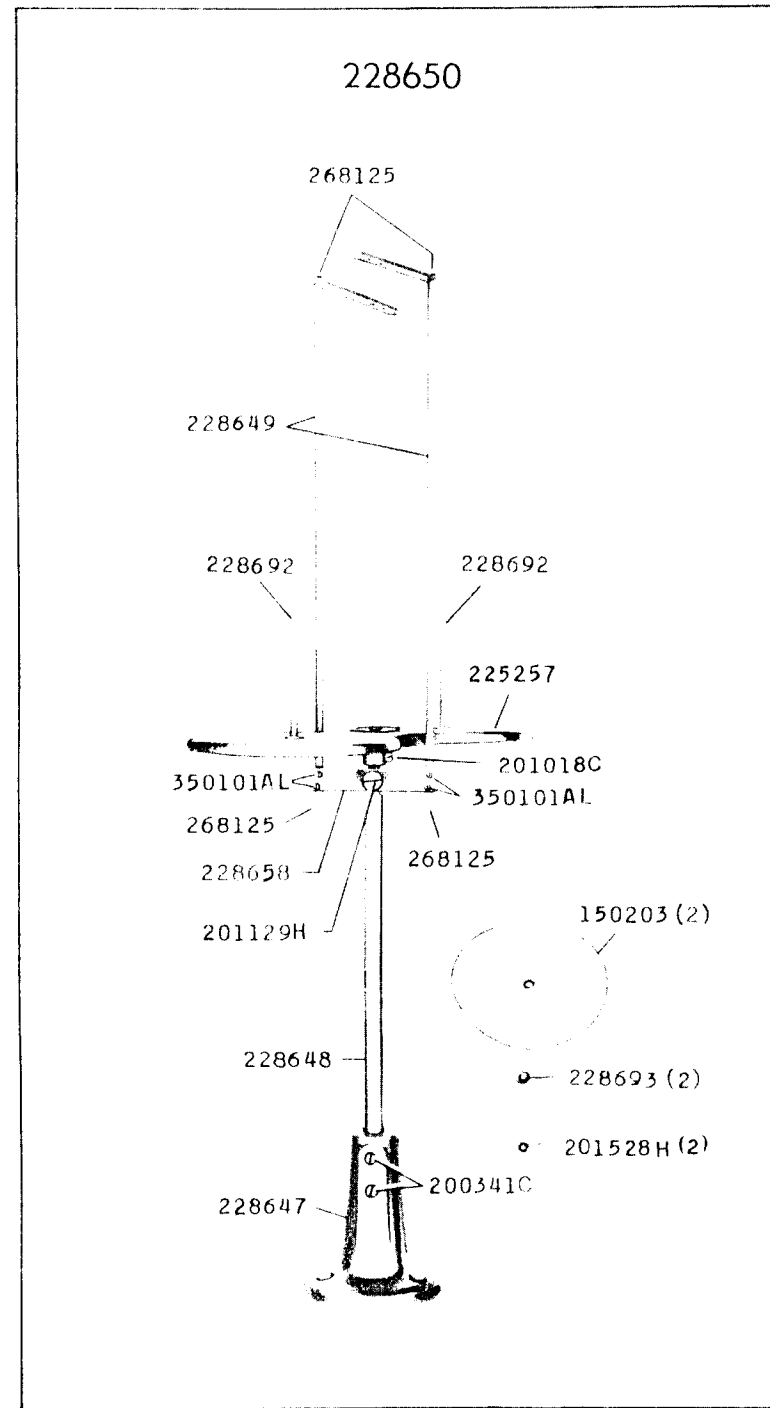


18617 - 1/2

18620 - 1/2

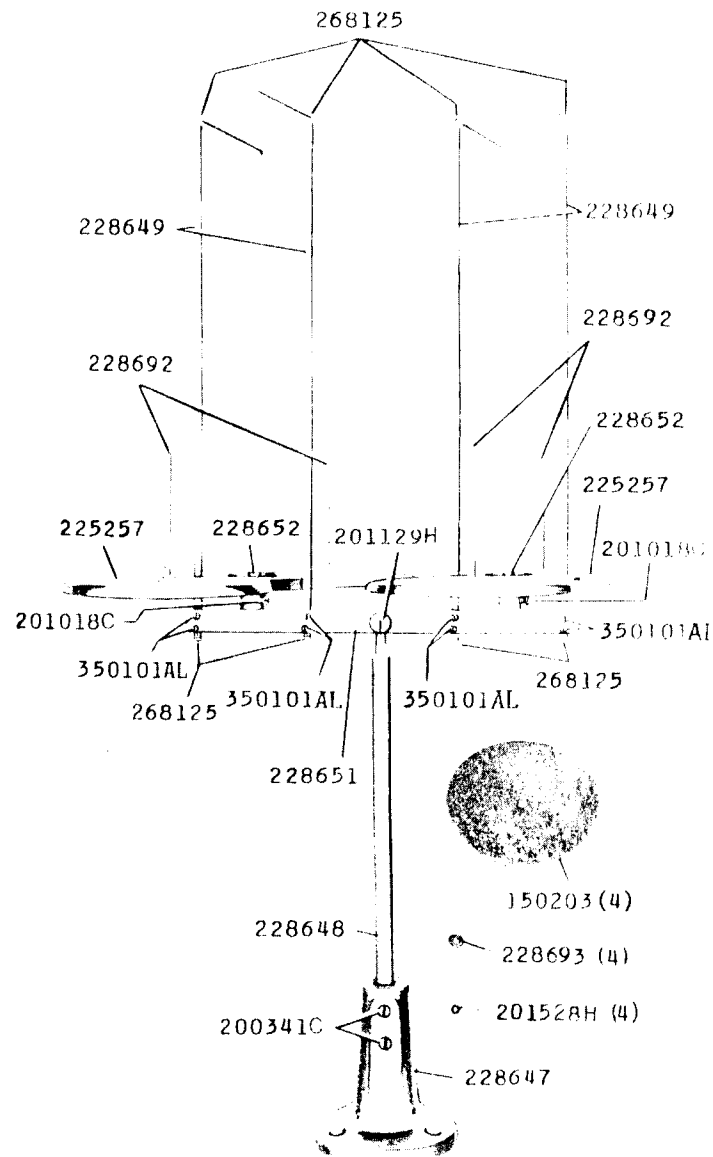


18627 - 1/6



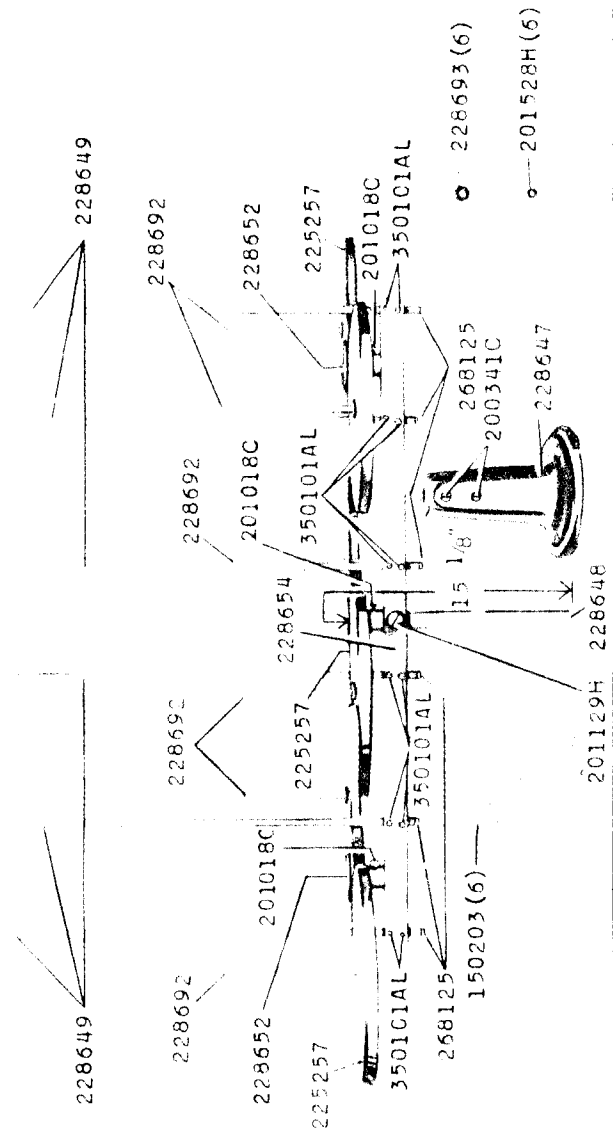
18628 - 1/6

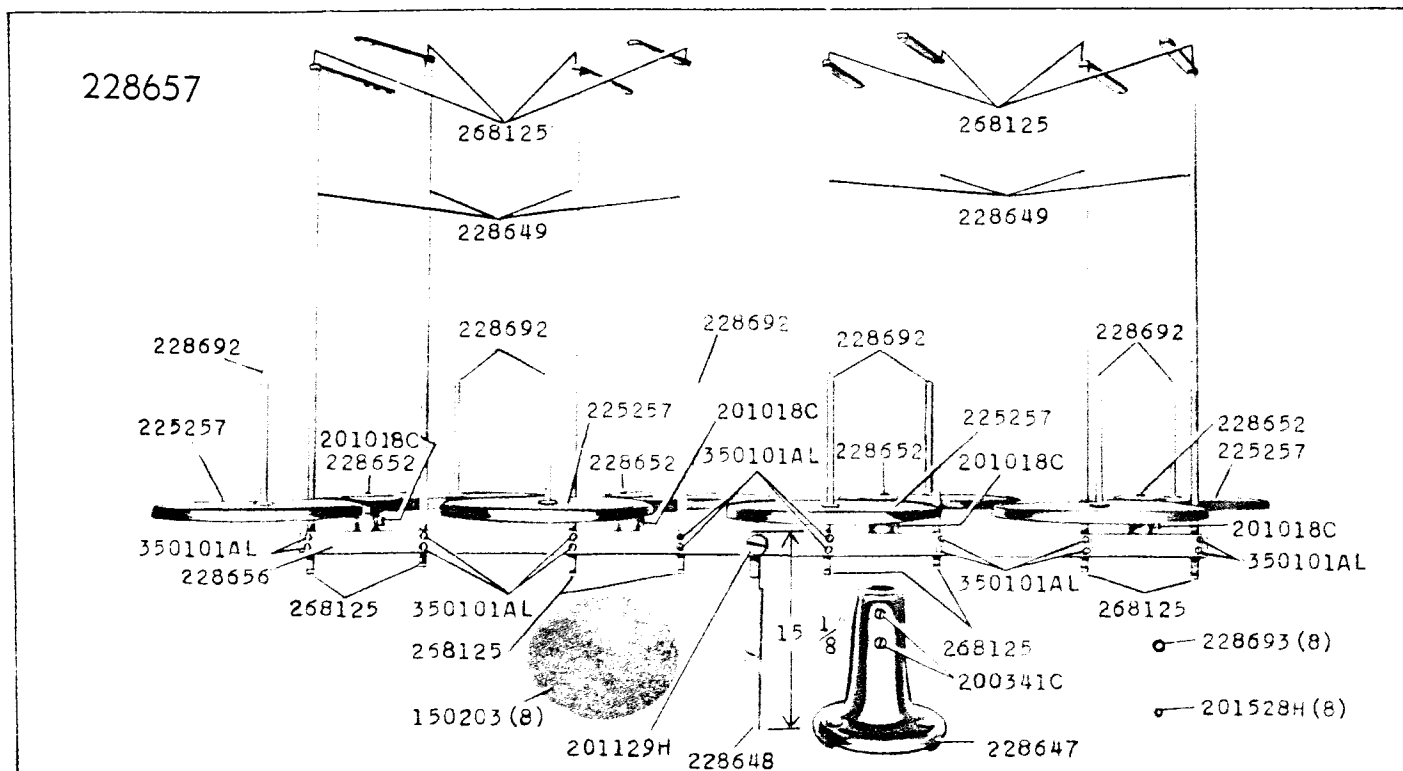
228653



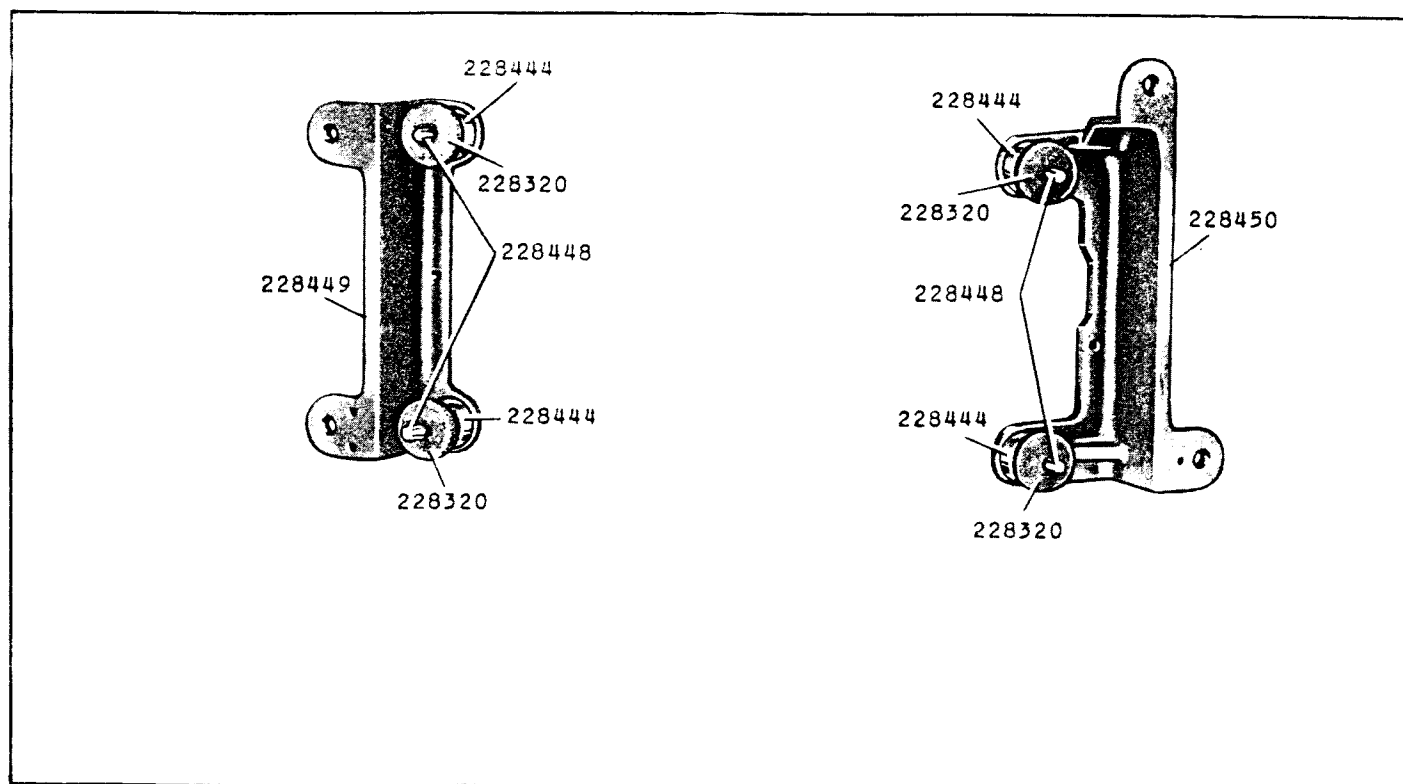
18629-1/6

228655





18630-1/6



18645 - 1/4

Exploded view diagram of a mechanical assembly, likely a pump or engine component, showing various parts and their dimensions. The diagram includes the following labeled components and dimensions:

- Dimensions:**
 - 268704-24"
 - 27 11/32"
- Component Groups:**
 - 268143:** 268005, 268142, 200379C, 350534C, 268214, 268009, 200346C, 268061, 268063
 - 268150:** 200337C, 214529, 268149, 350467AL, 241763, 350477C, 267623, 350548C, 268064, 268008, 268315, 241763, 350477C
 - 268228:** 268227, 268226, 268060
- Individual Components:**
 - 200047D, 268004, 201254C, 268006, 202253, 200354C, 202253, 268731, 268065, 350467AL, 268024, 268048, 200327C, 200328C, 350534C, 268214, 268044, 268214, 268270

200123D

8 7/8"

268069

268072

200386C

200403C

200362C

268072

201418C

200061C

268071

268062

268733

201522E

268073

200380C

202574

268063

268060

268258

200354C

268035

201525E

20040AL

208636

268071

200373C

268034

268061

201537H

350552C

268316

8 11/16"

268078

268258

268062

201522E

268074

200373C

268079

268131

268258

201418C

268071

268072

201256C

268199

268713

200061C

268198

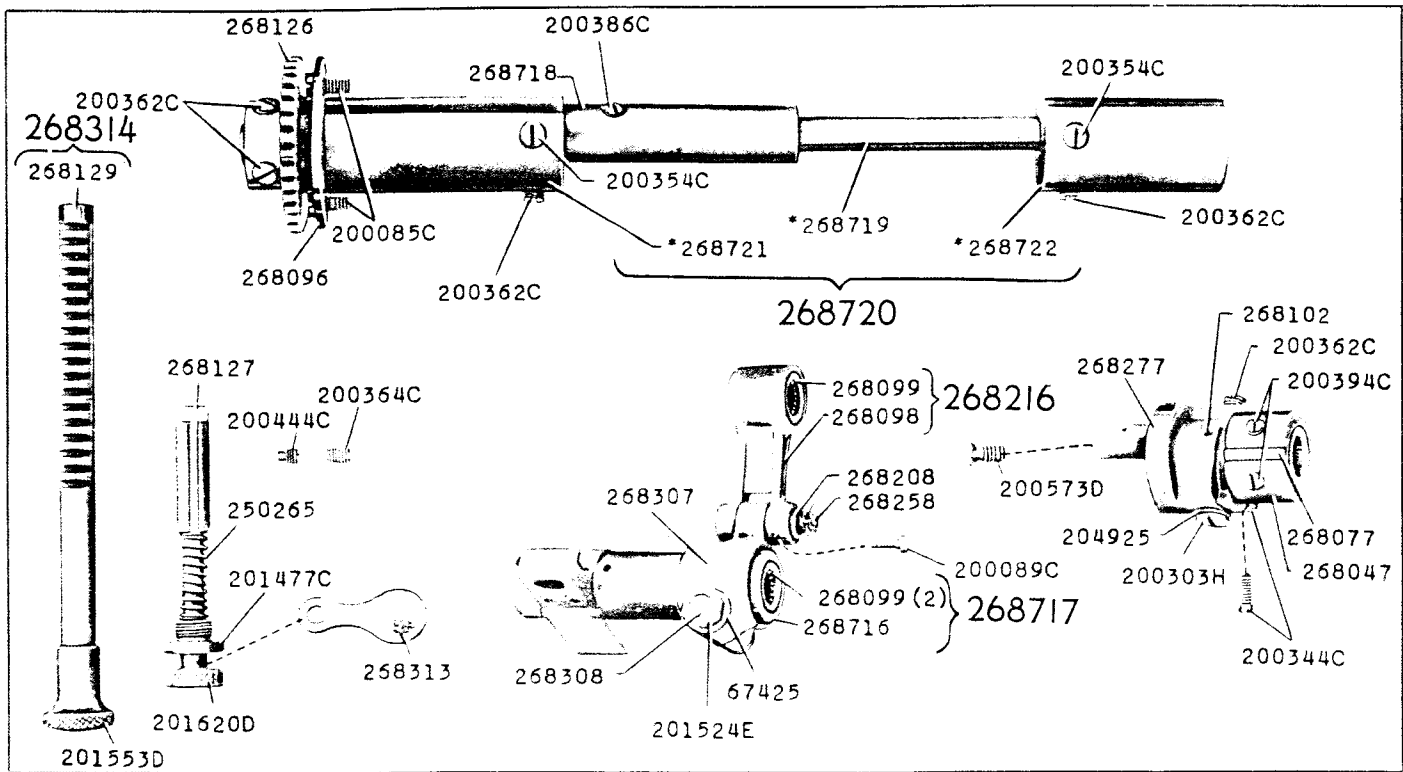
200386C

268075

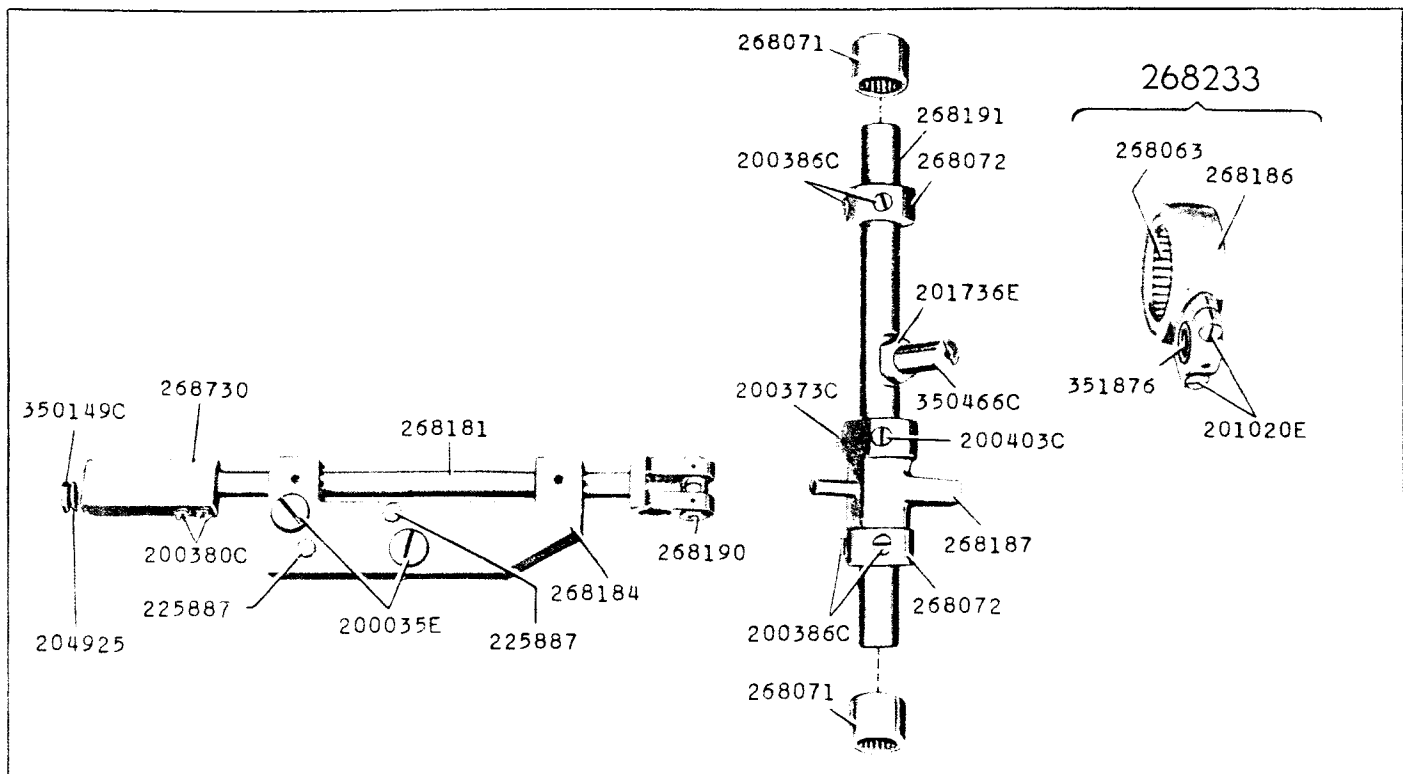
268132

268133

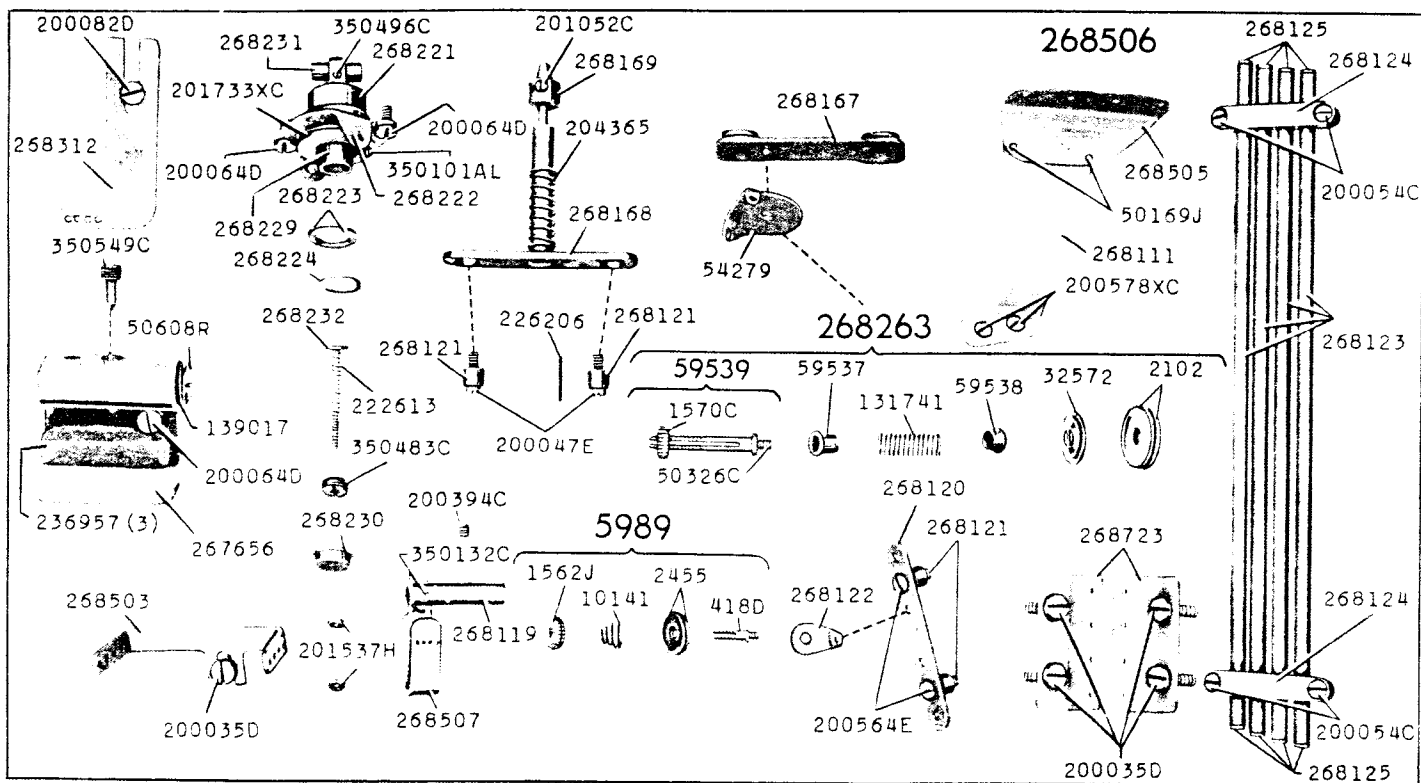
200098F



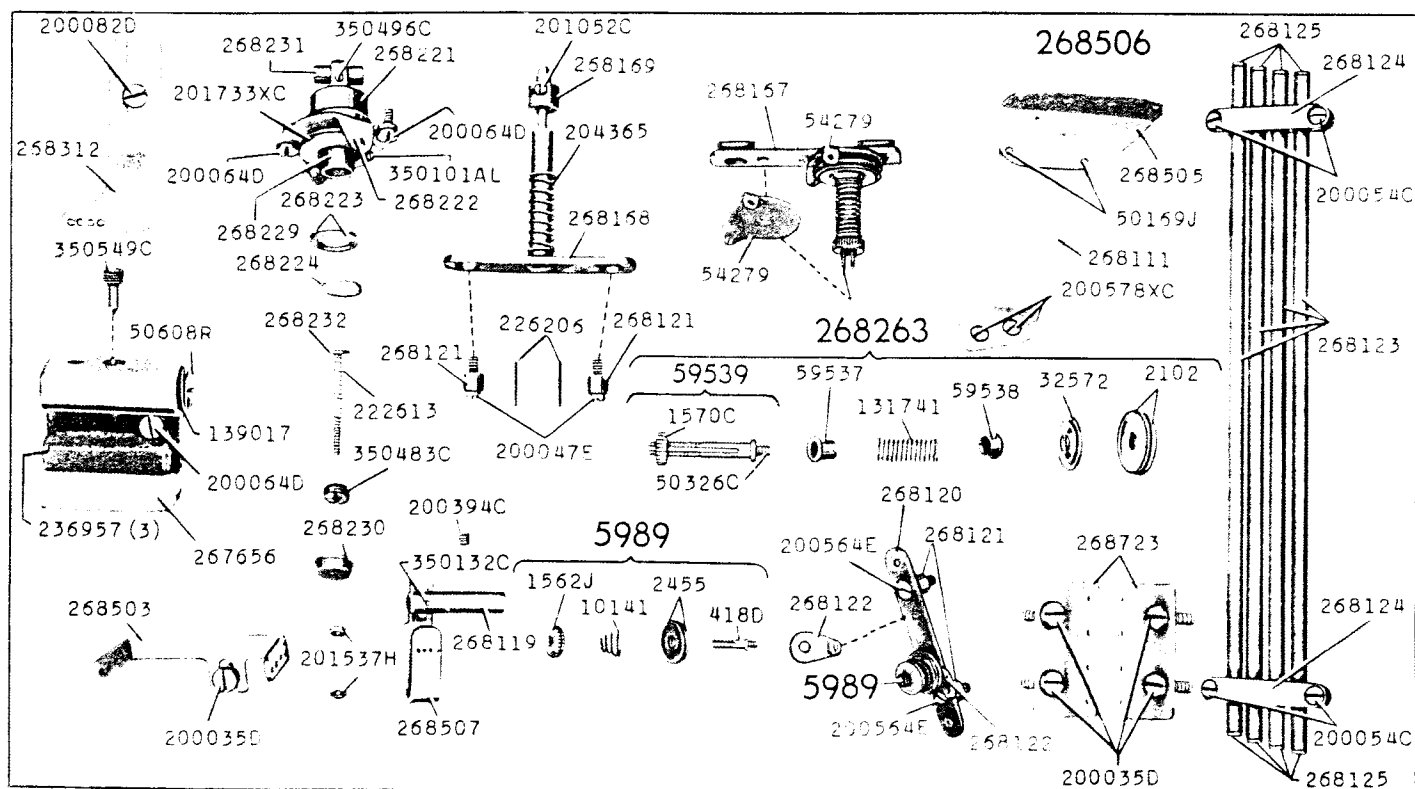
18650-1/2



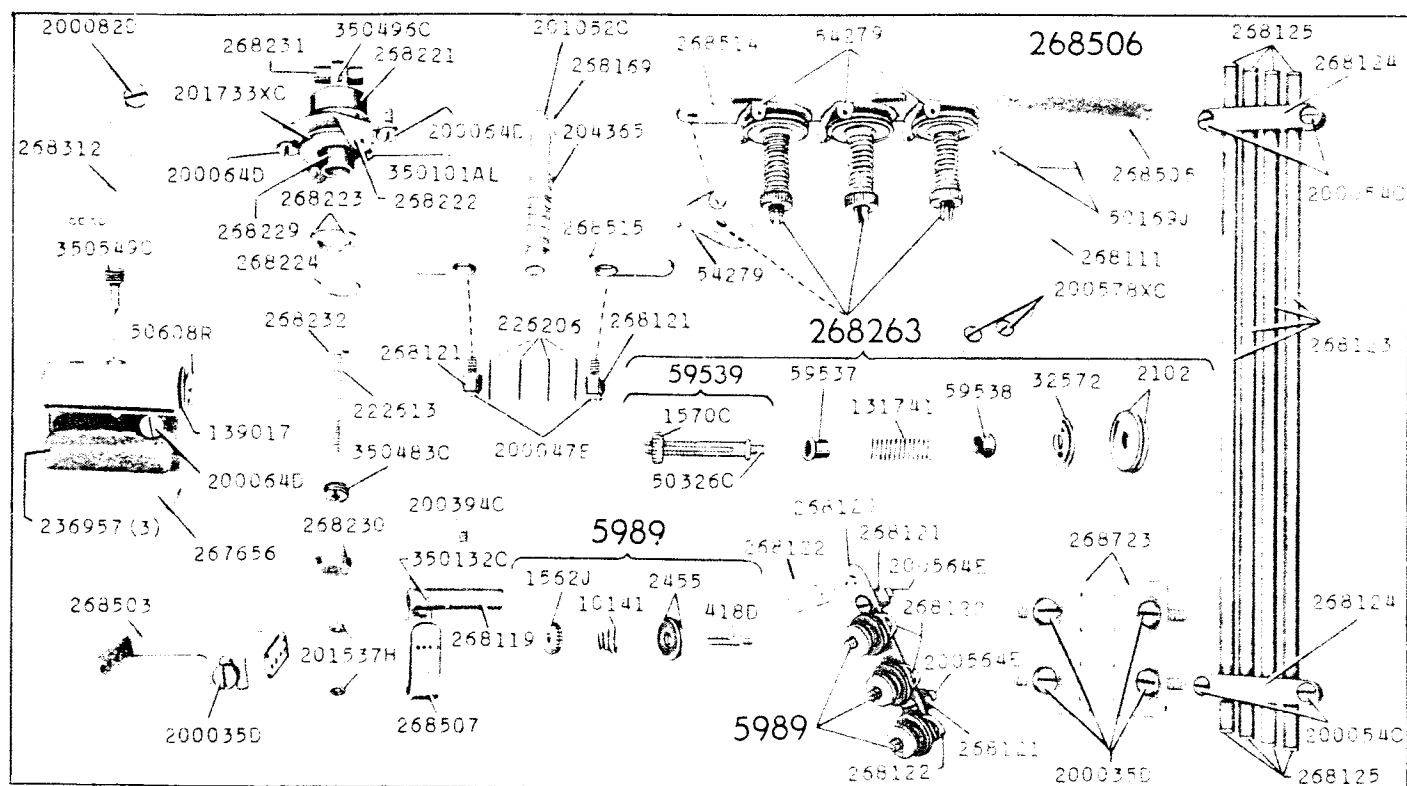
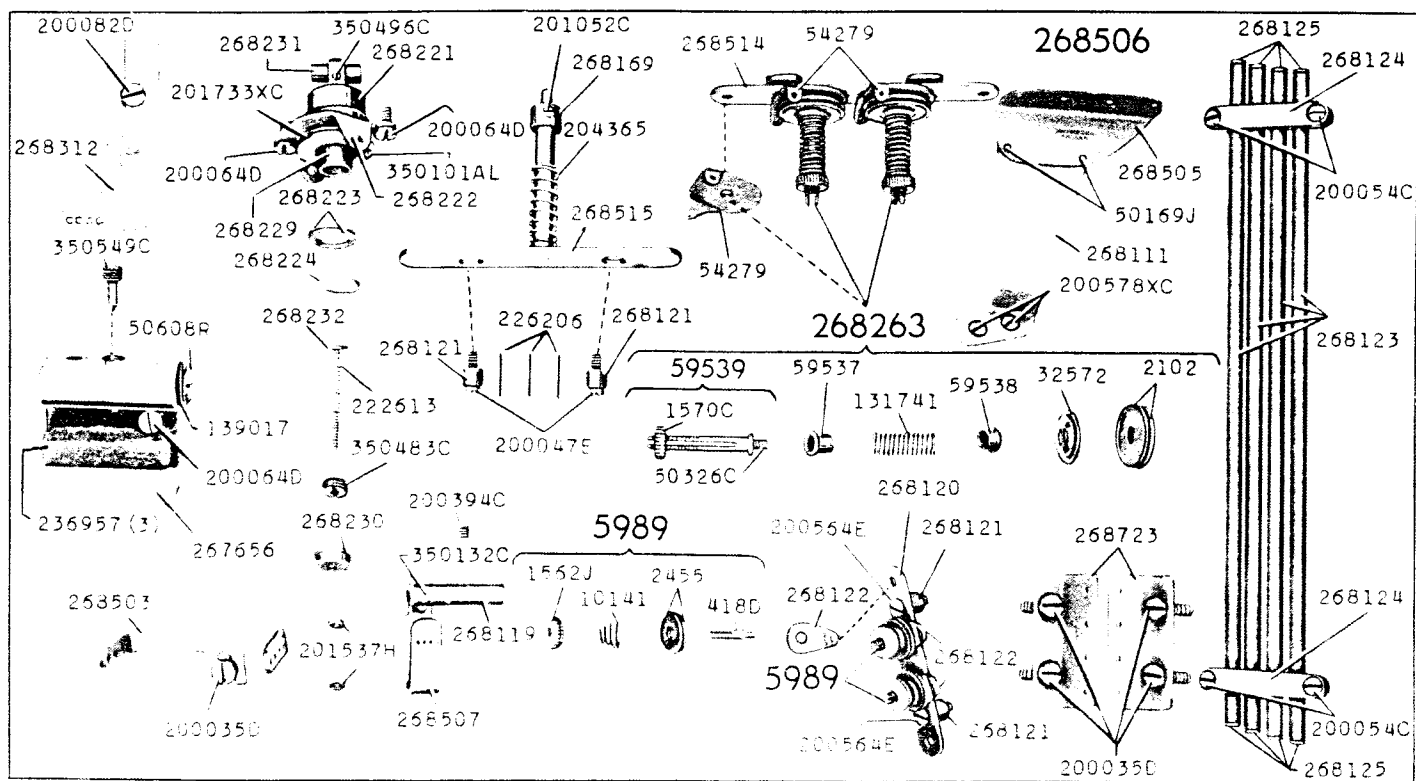
18651-1/2

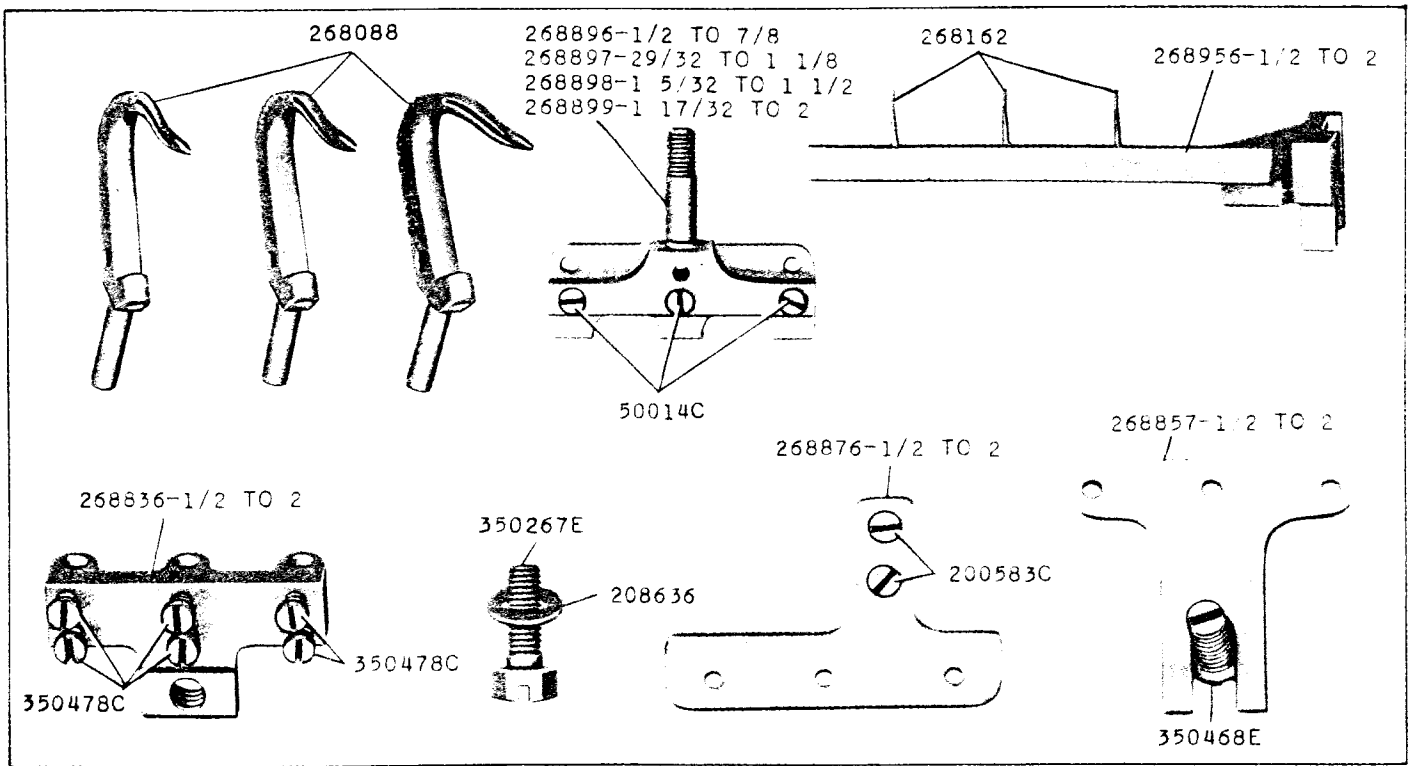


18653-3/8

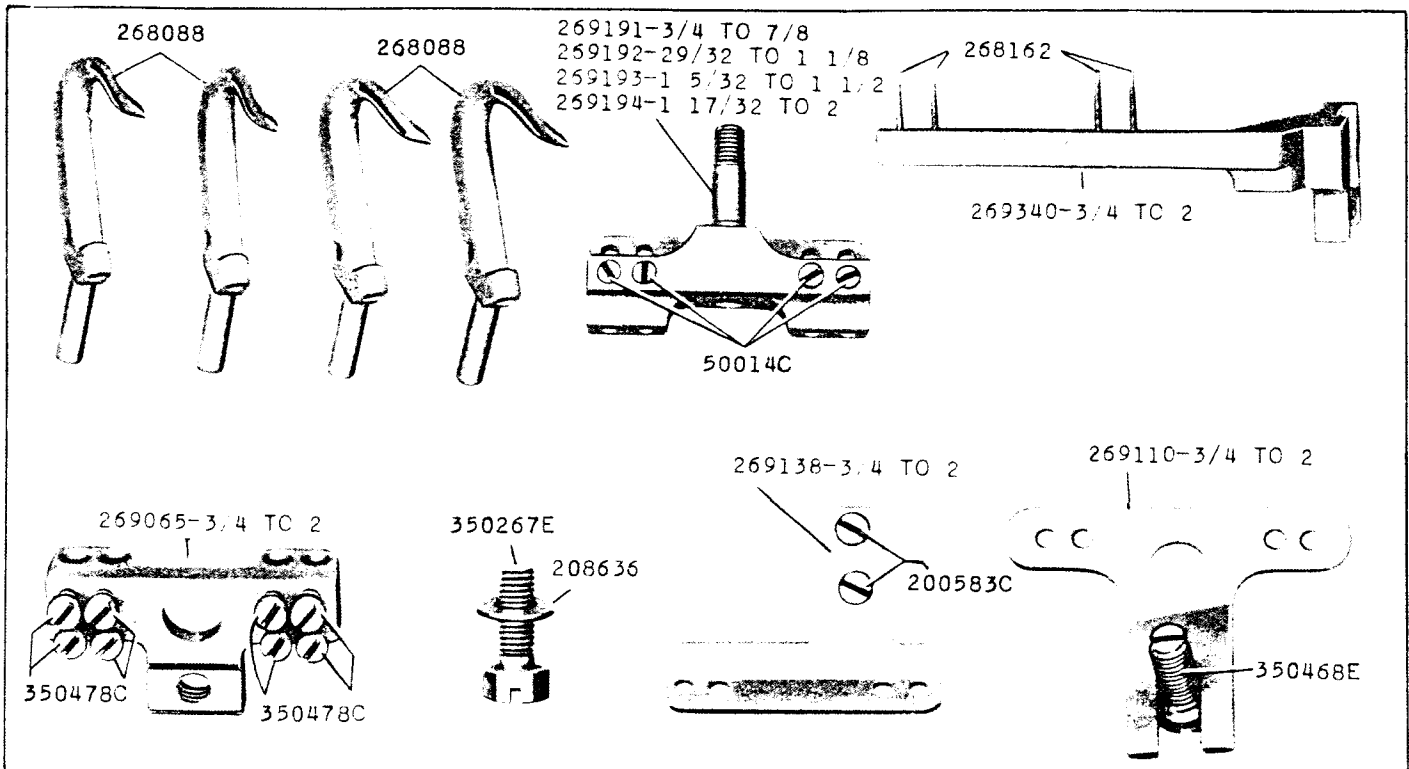


18654-3/8

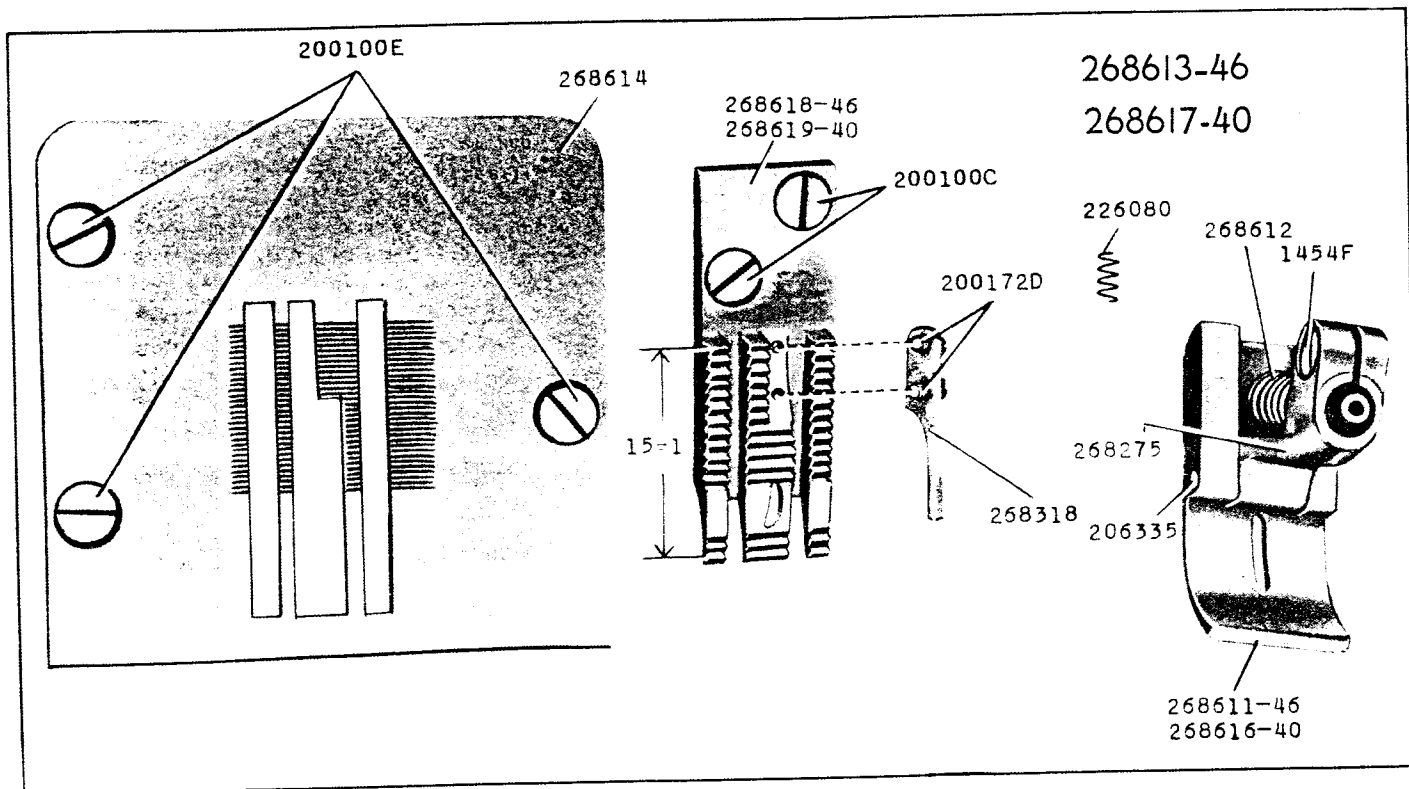




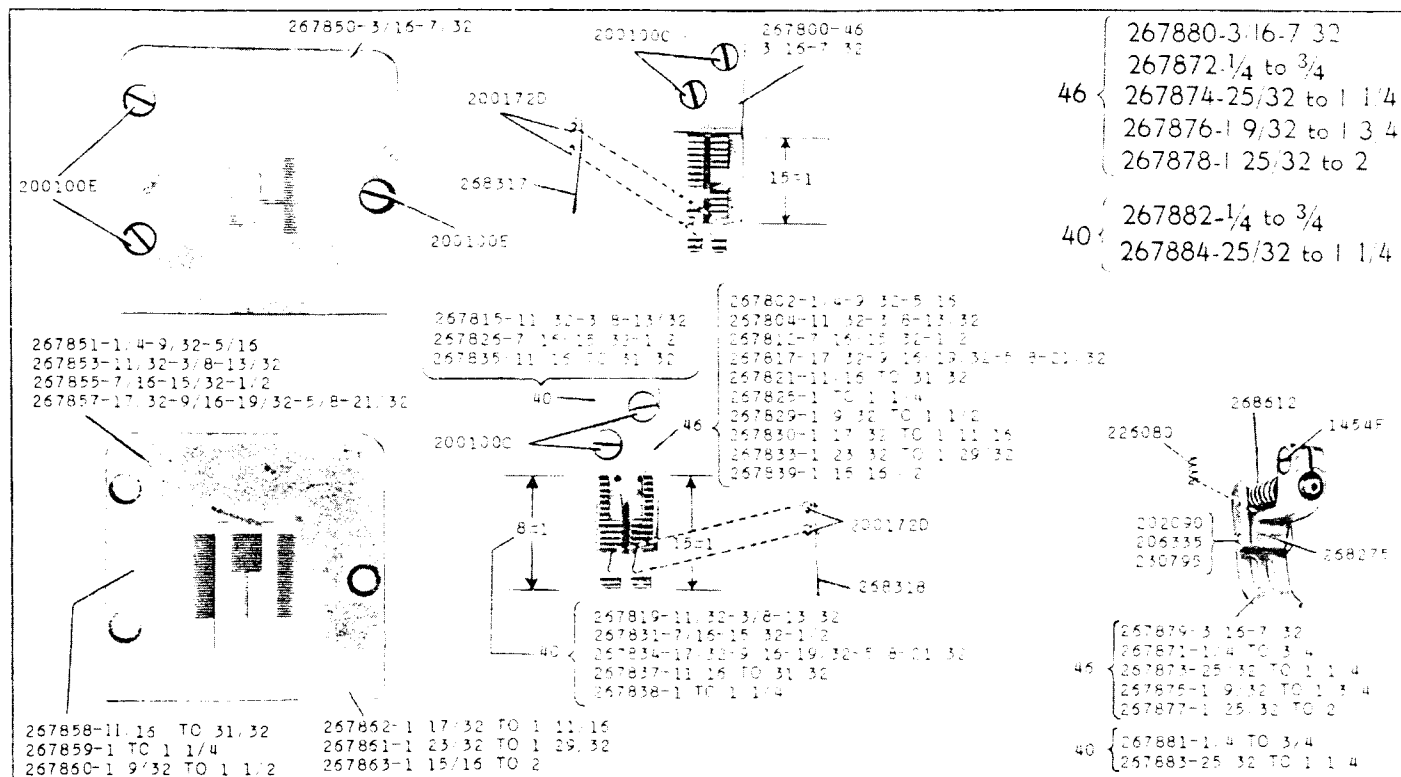
18657



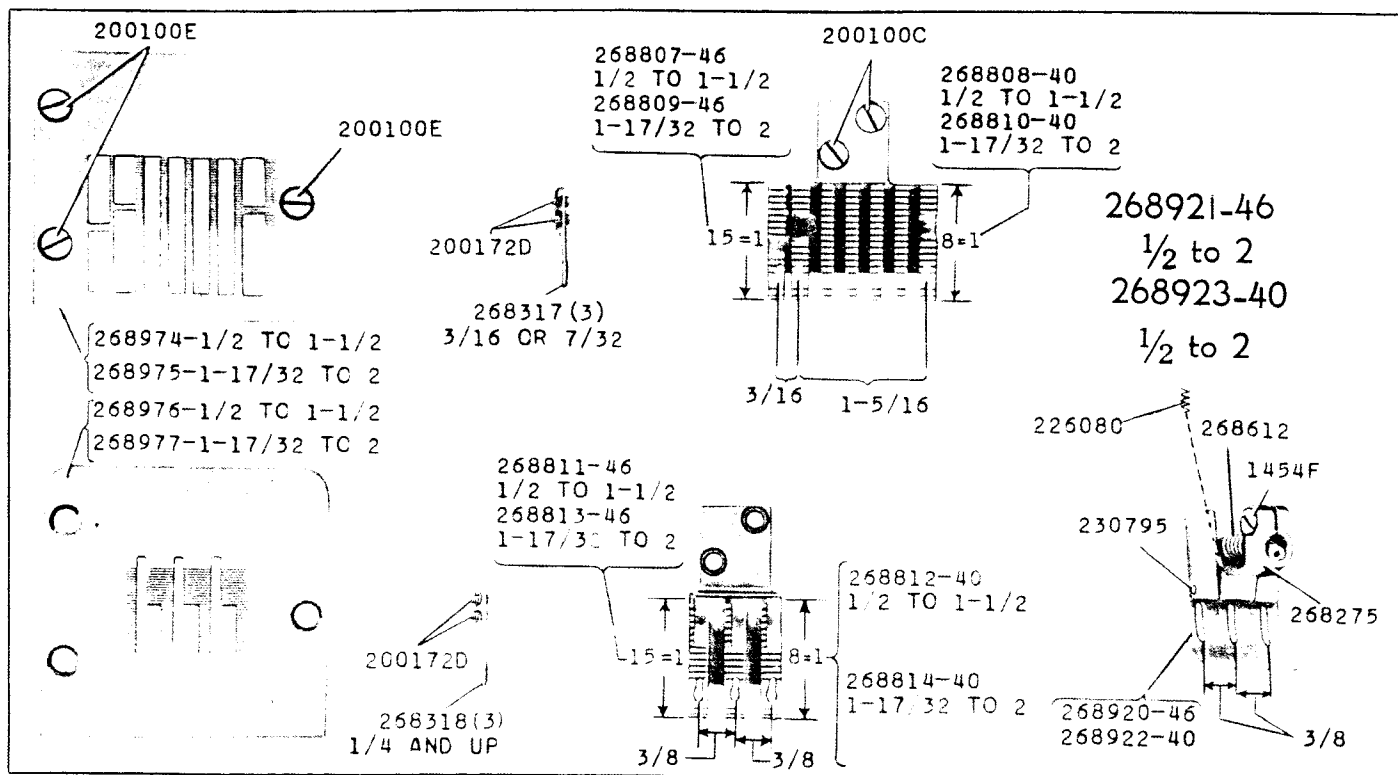
18658



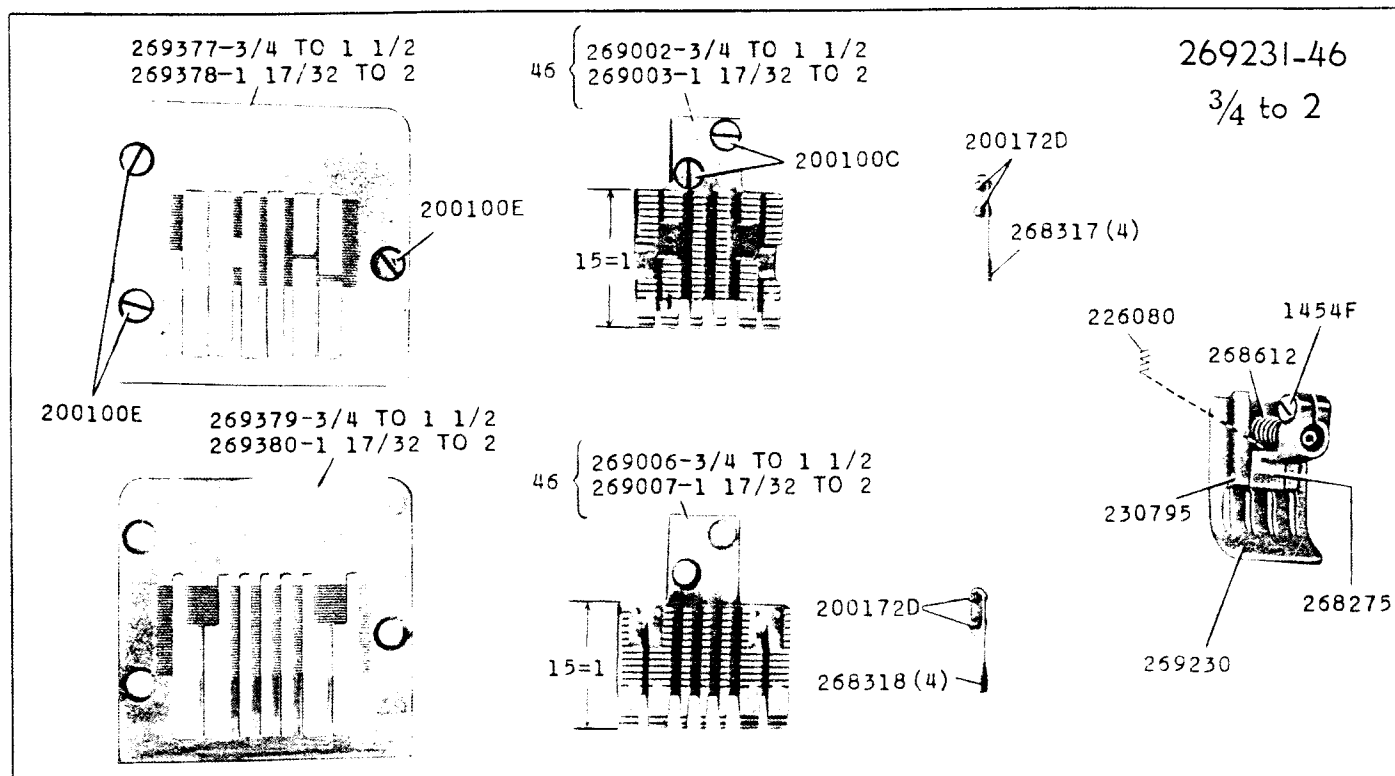
18659



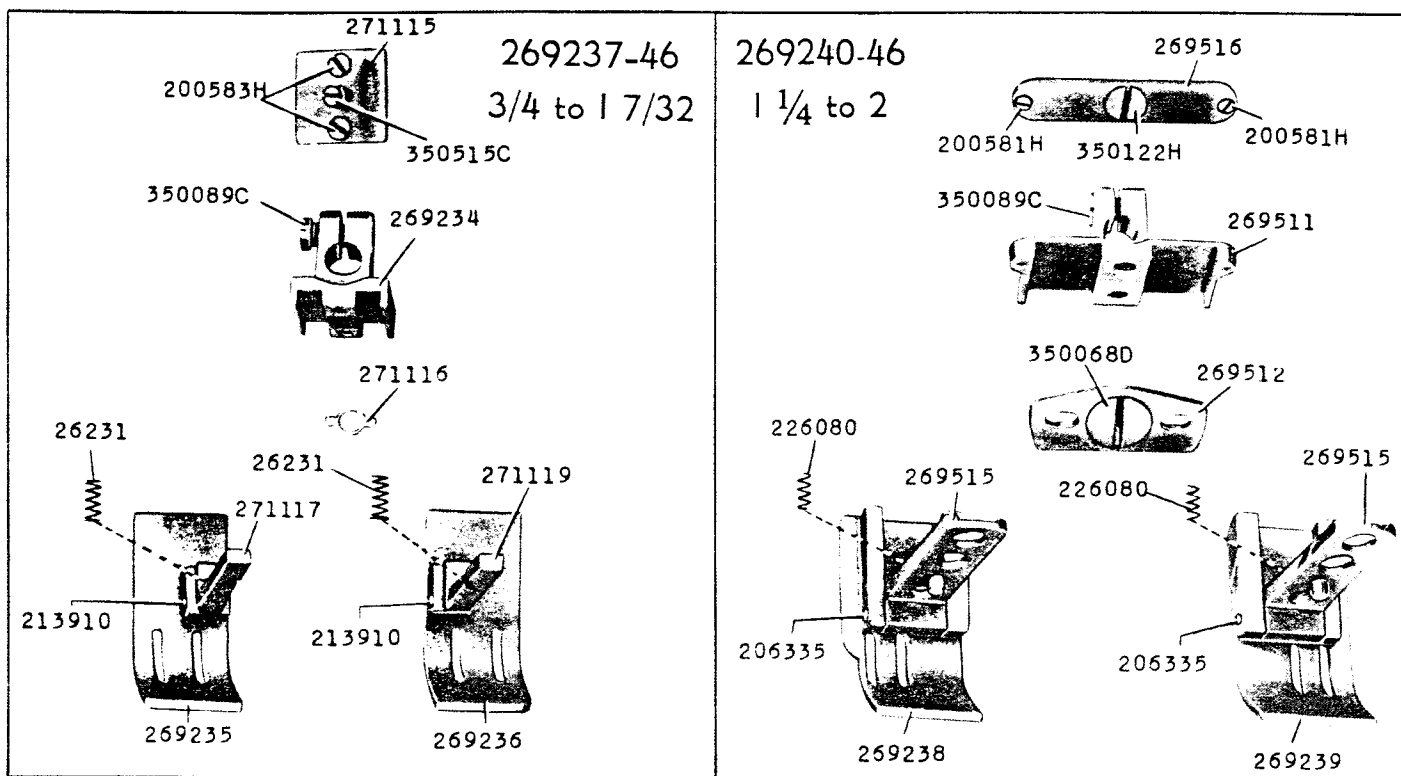
18660-1/2



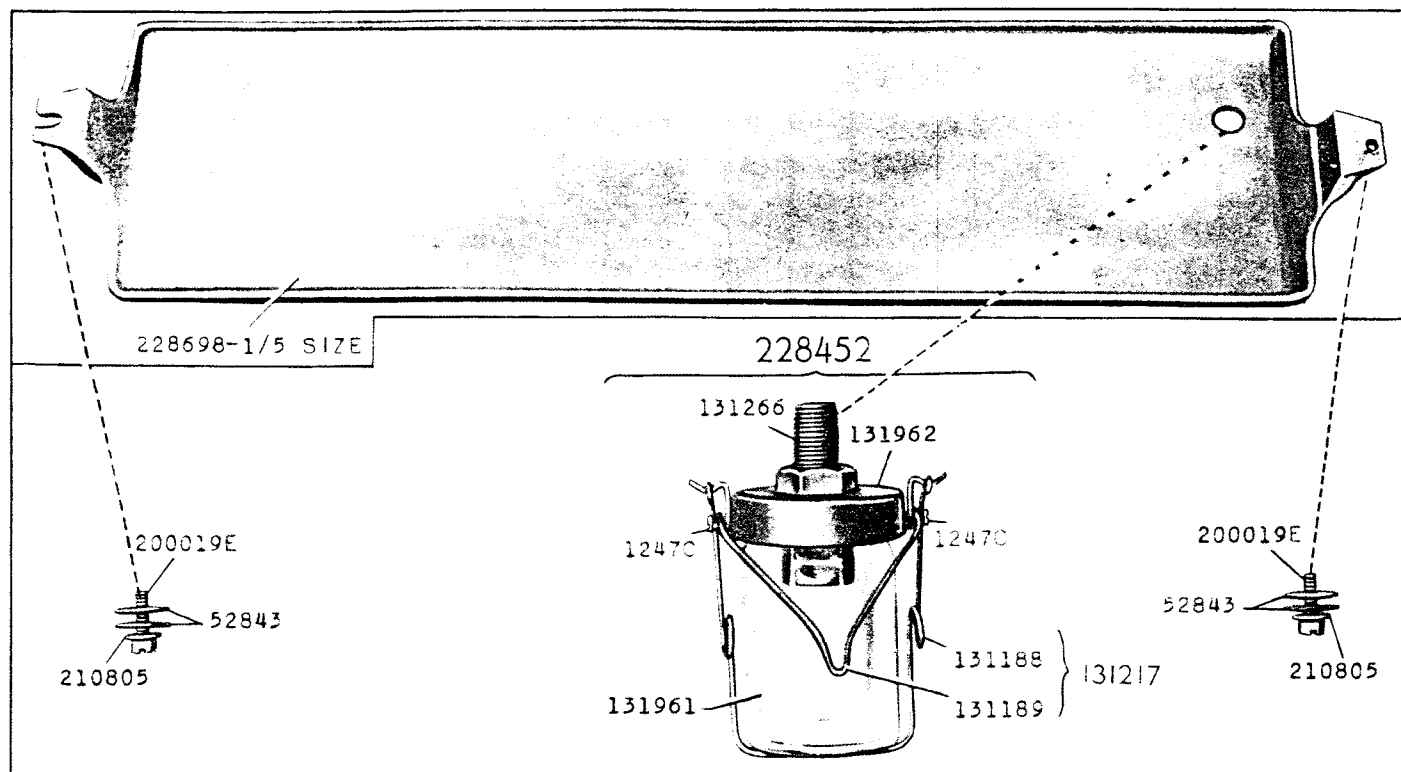
18661-1/2



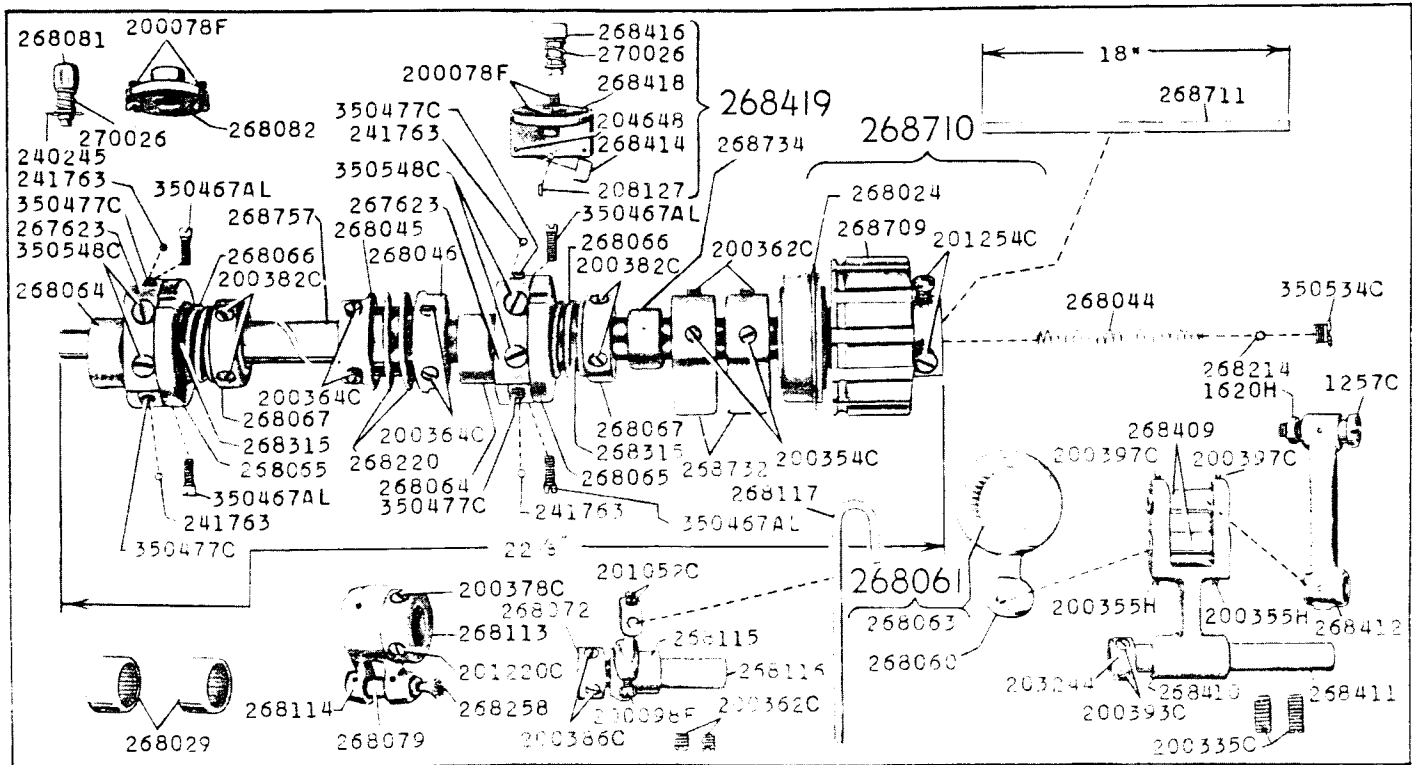
18662-1/2



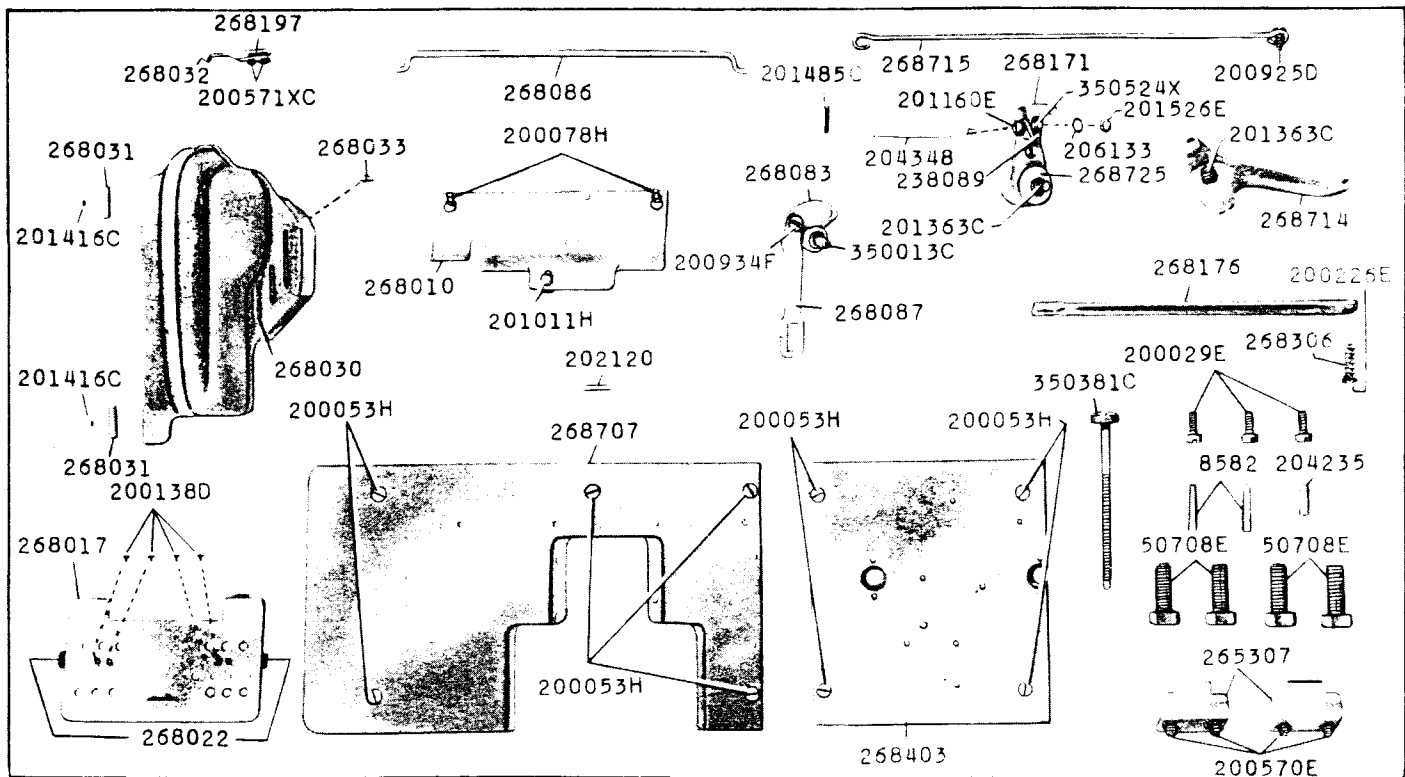
18663-2/3



18664-1/3



18668-3/8



18669-1/5