

Form K5491
Supersedes K1689
(1038)
Printed in Great Britain

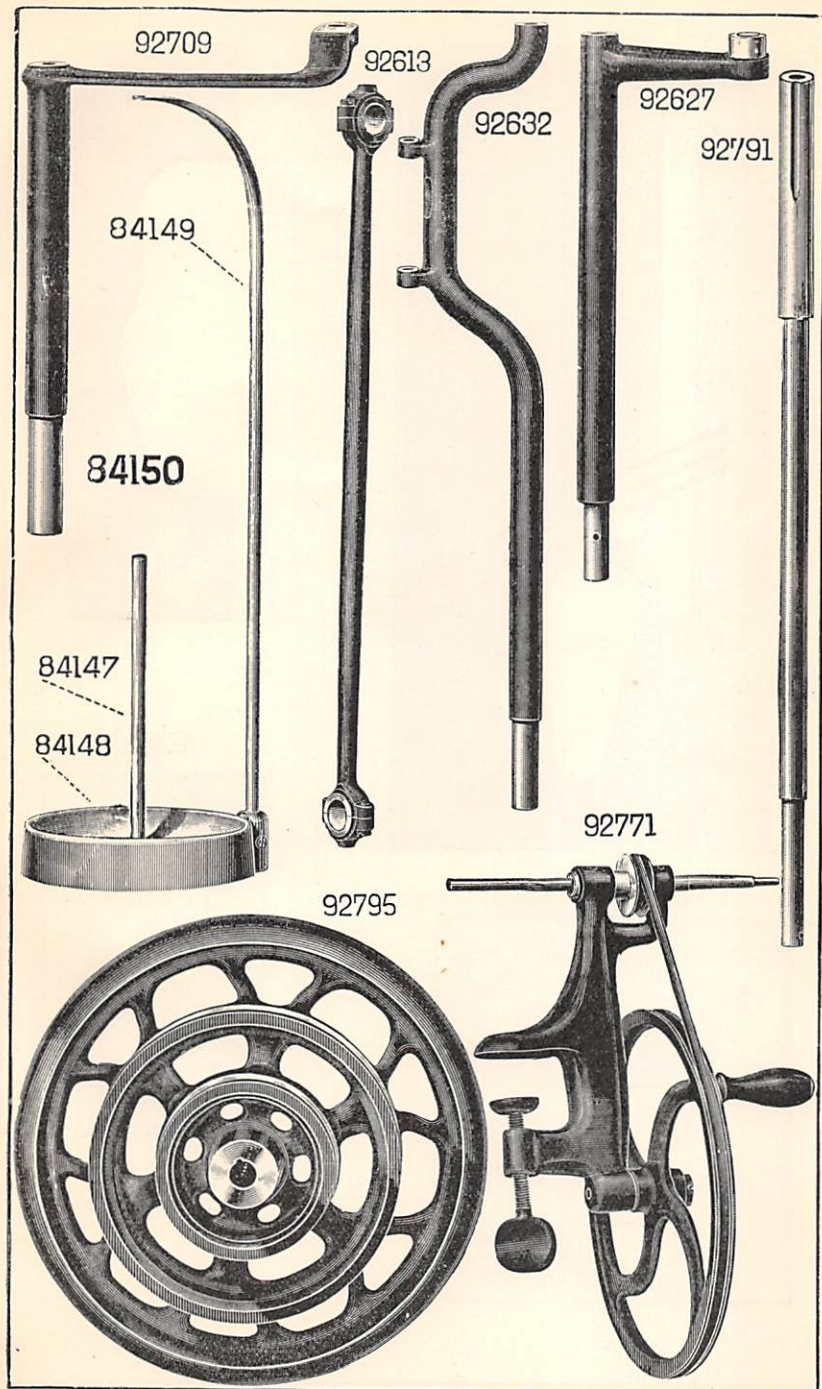
ILLUSTRATED
LIST OF PARTS
FOR
CLASS 47K MACHINES
(Nos. 47K1, 47K3 and 47K5)




THE SINGER MANUFACTURING COMPANY

All Rights Reserved

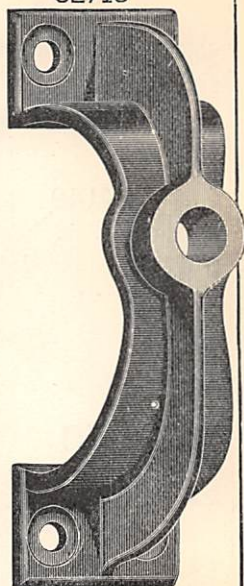
From the library of: Superior Sewing Machine & Supply LLC




92619




92718

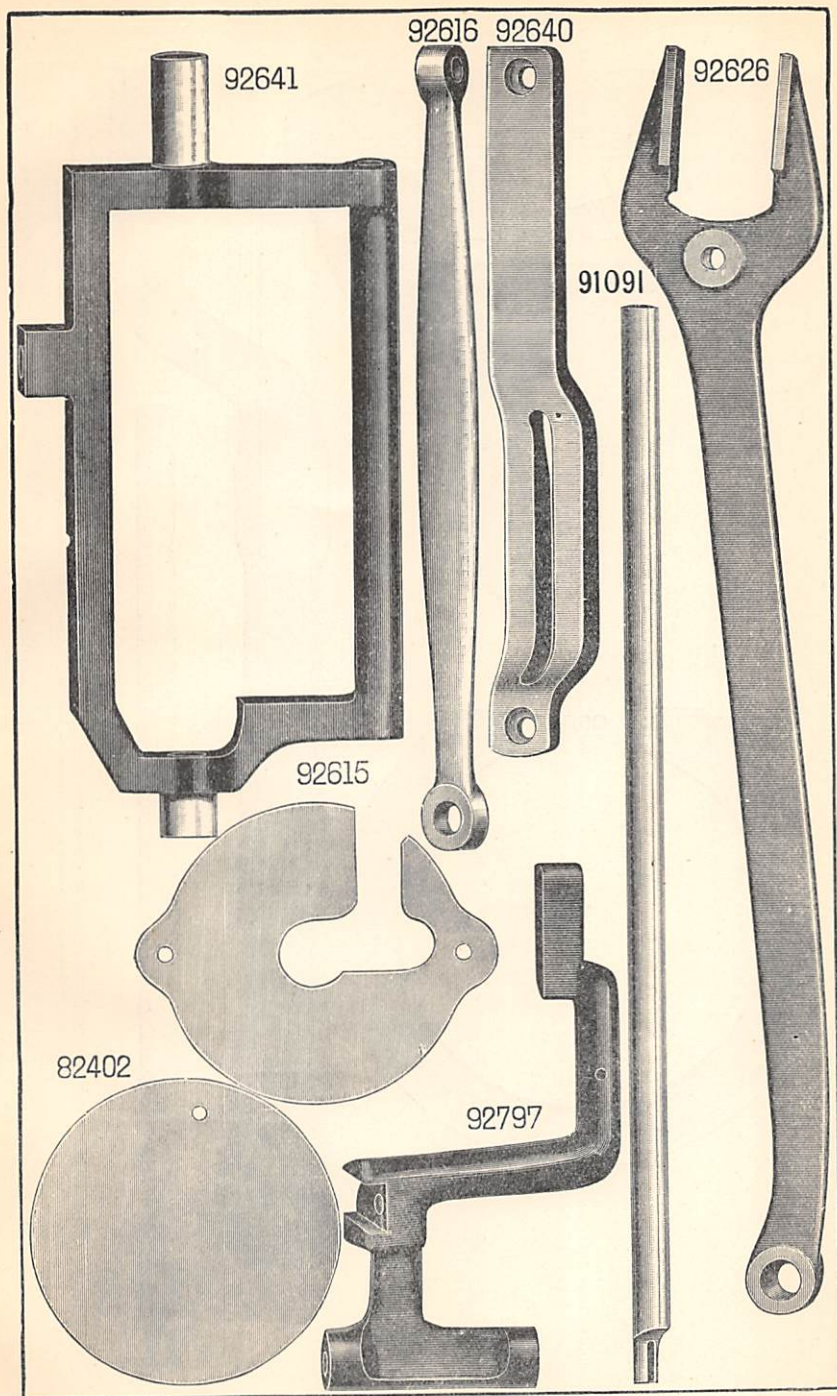


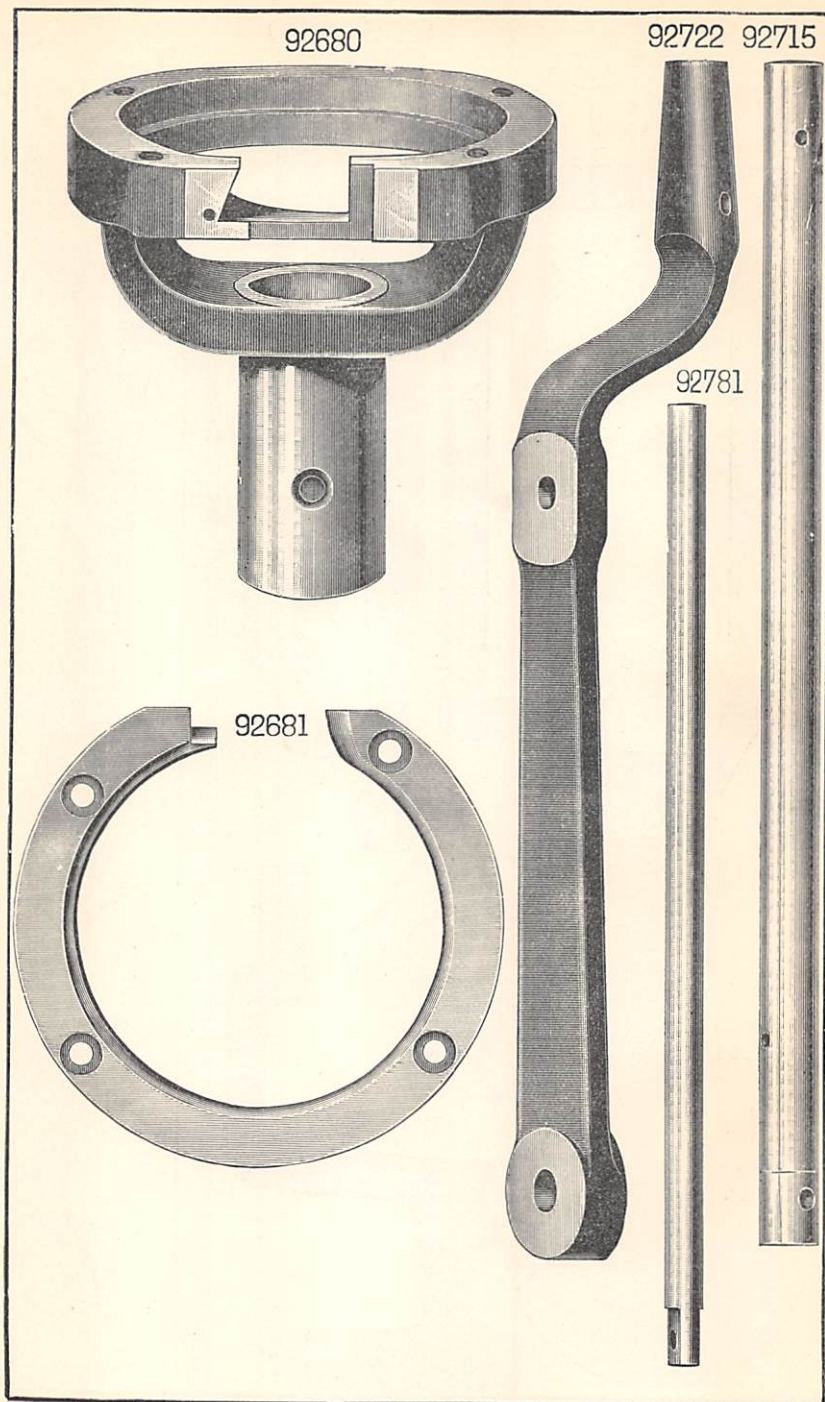
92693





92679













92645



92648



92647



88247



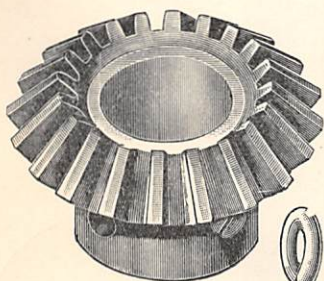
5968



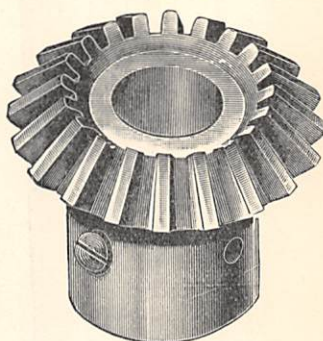
190



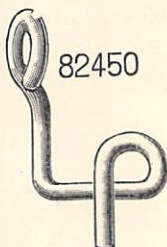
92794




92716




82450



92730





92729

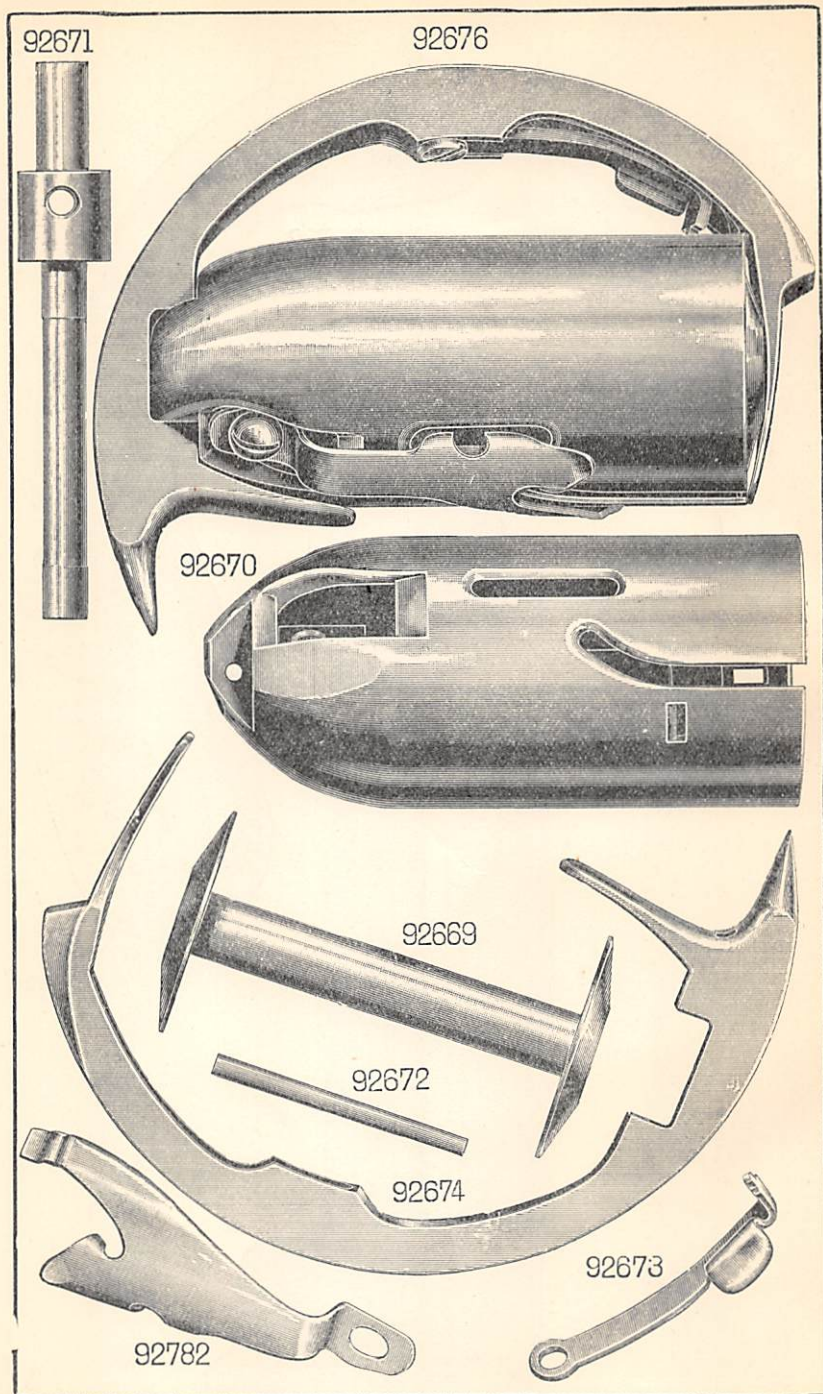



92607



















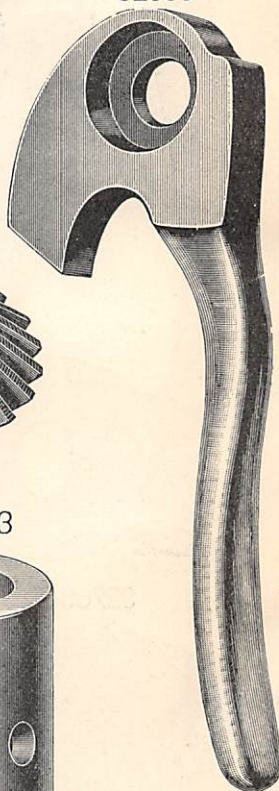
92836



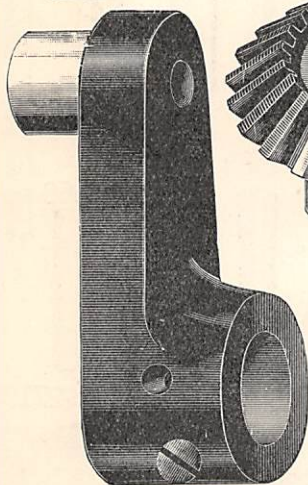
92604



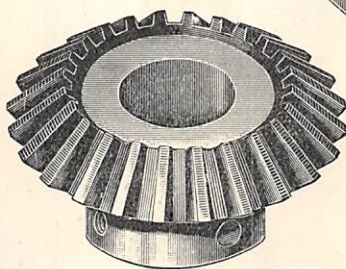
92655




92629





92761





92603










92661




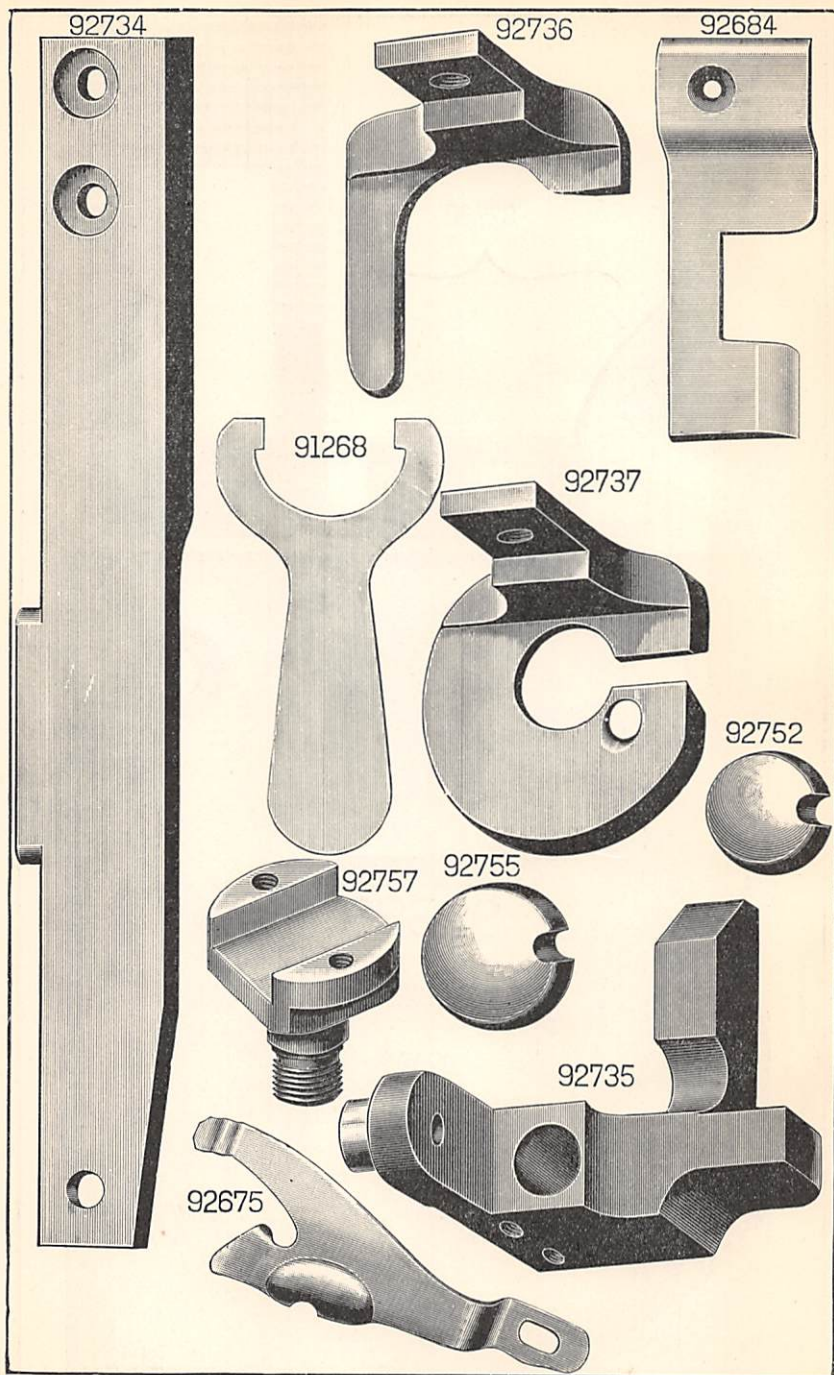
92664

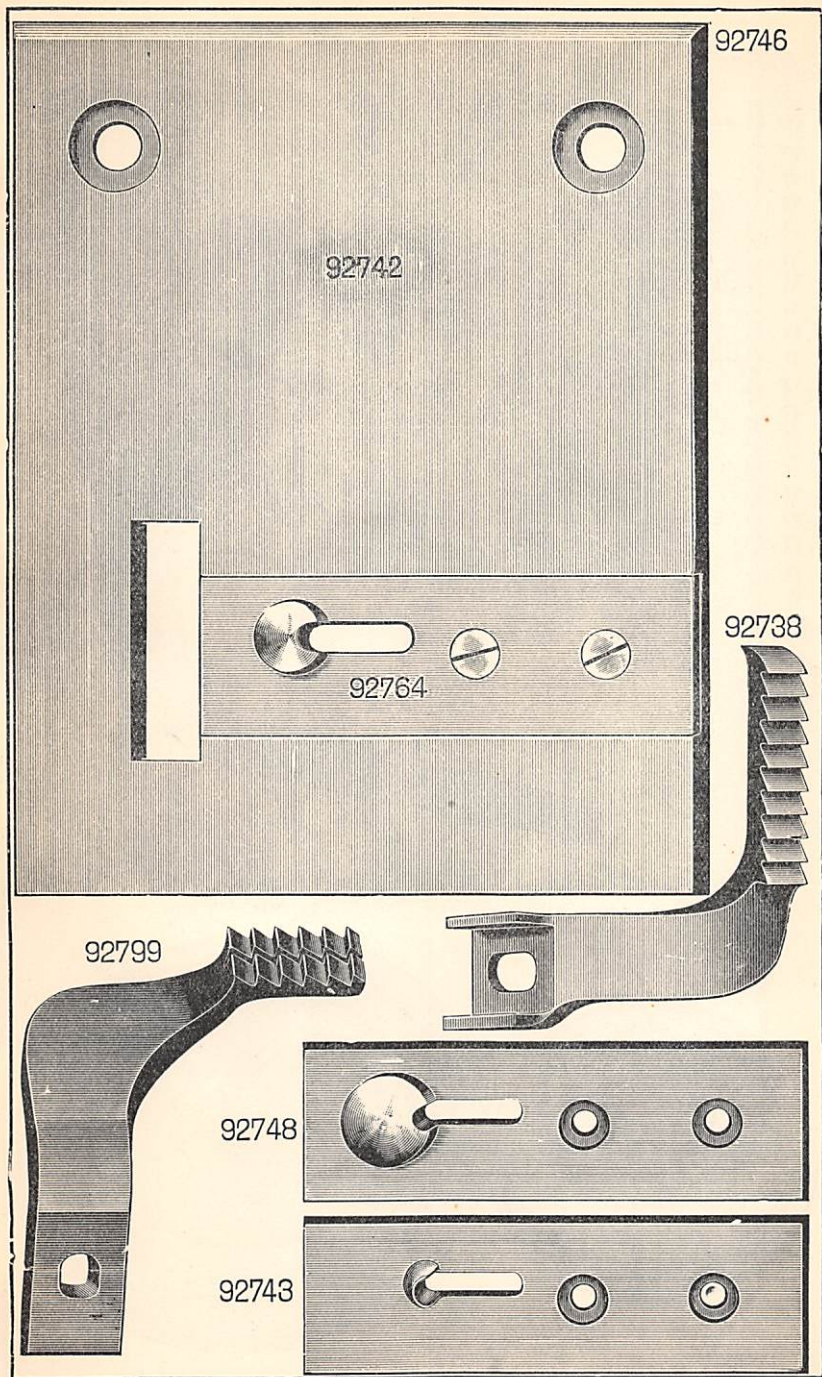


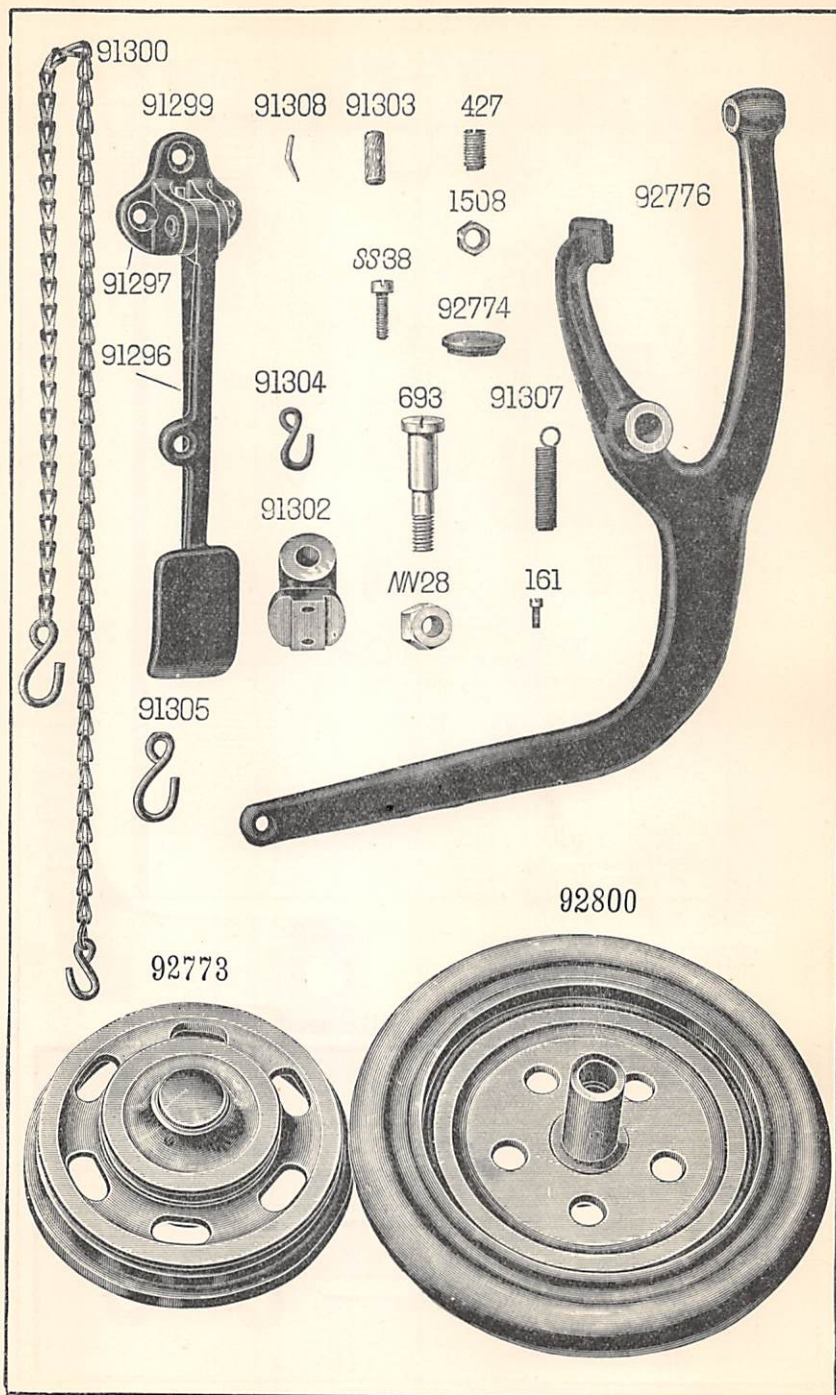
92668














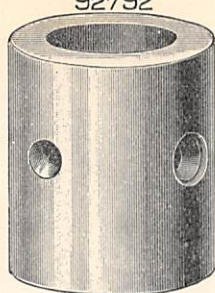




92793



92792



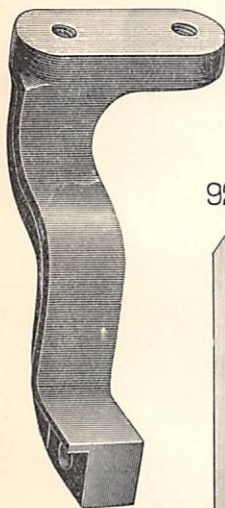
8937




SS328



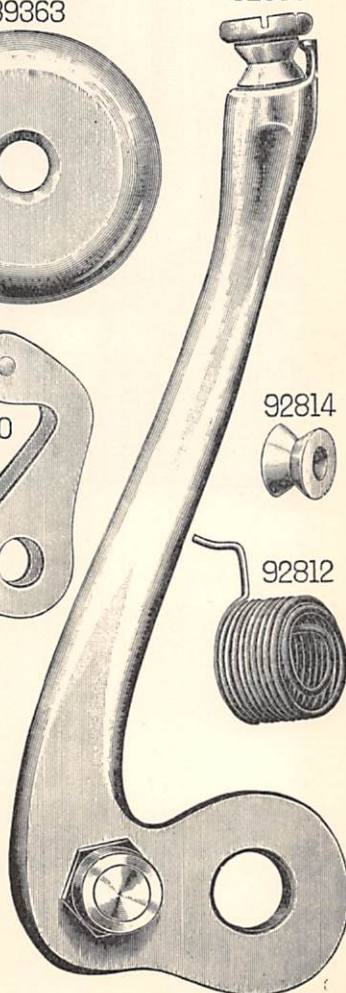
92815




89363



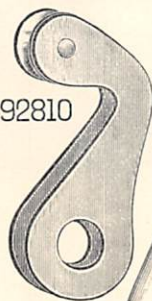
92803



92816



92810




92814



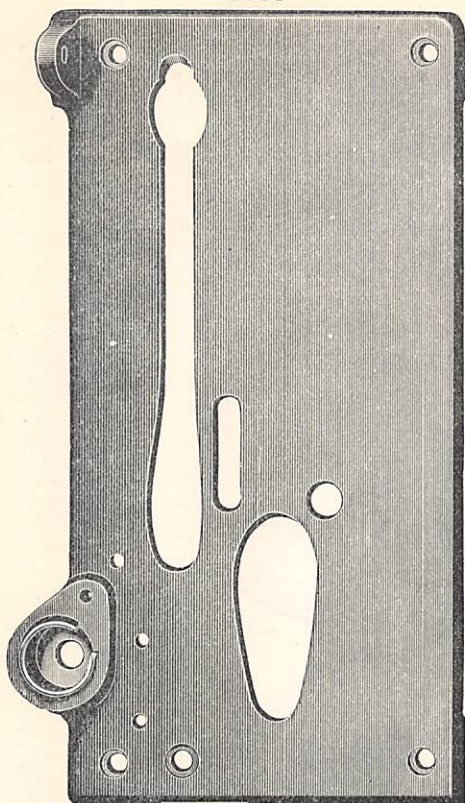
92812



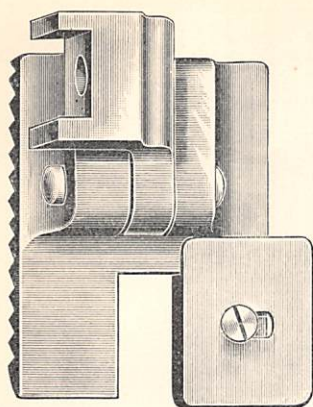
92811



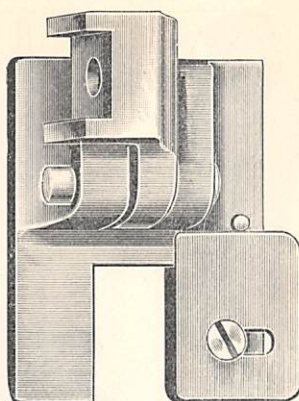
92806



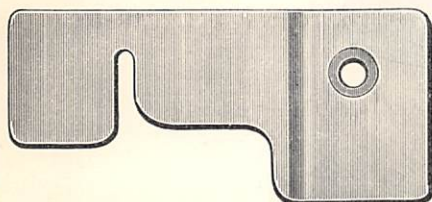
92826




92828



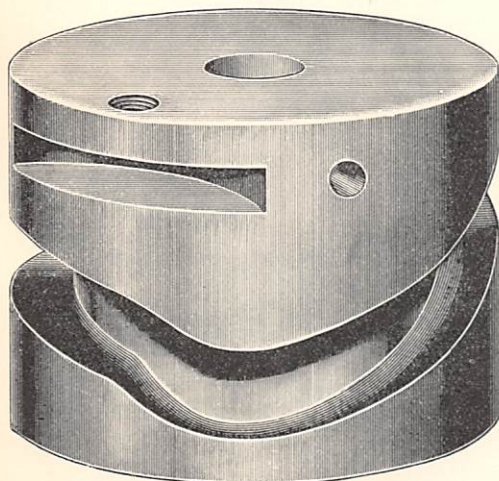
92829



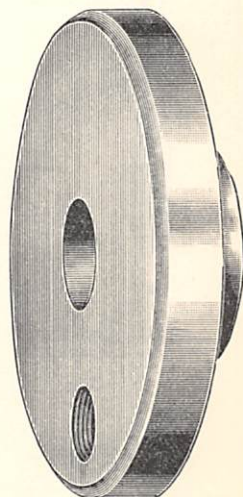
92832



92831



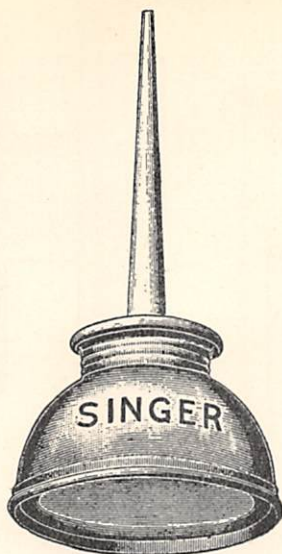
92834





86611




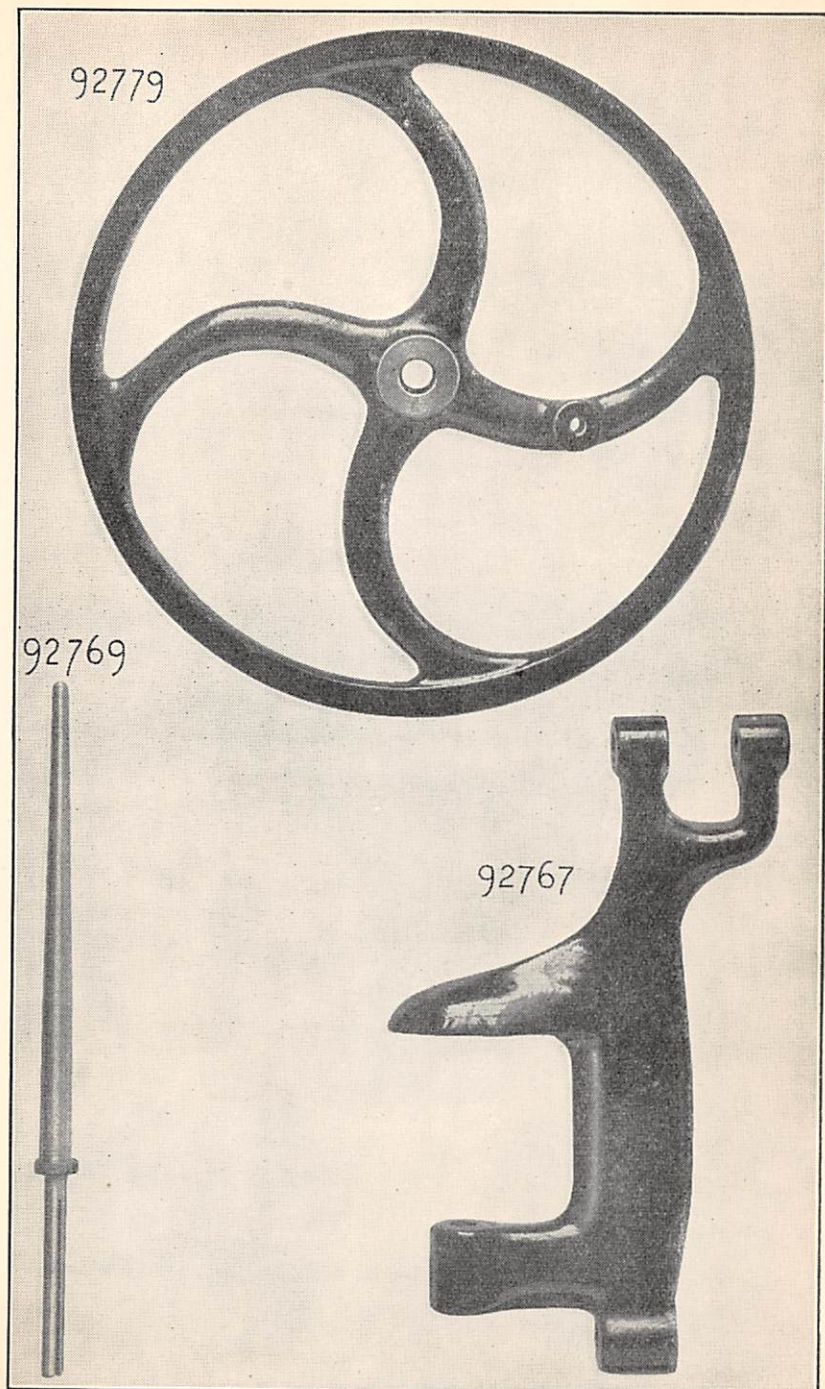
120342






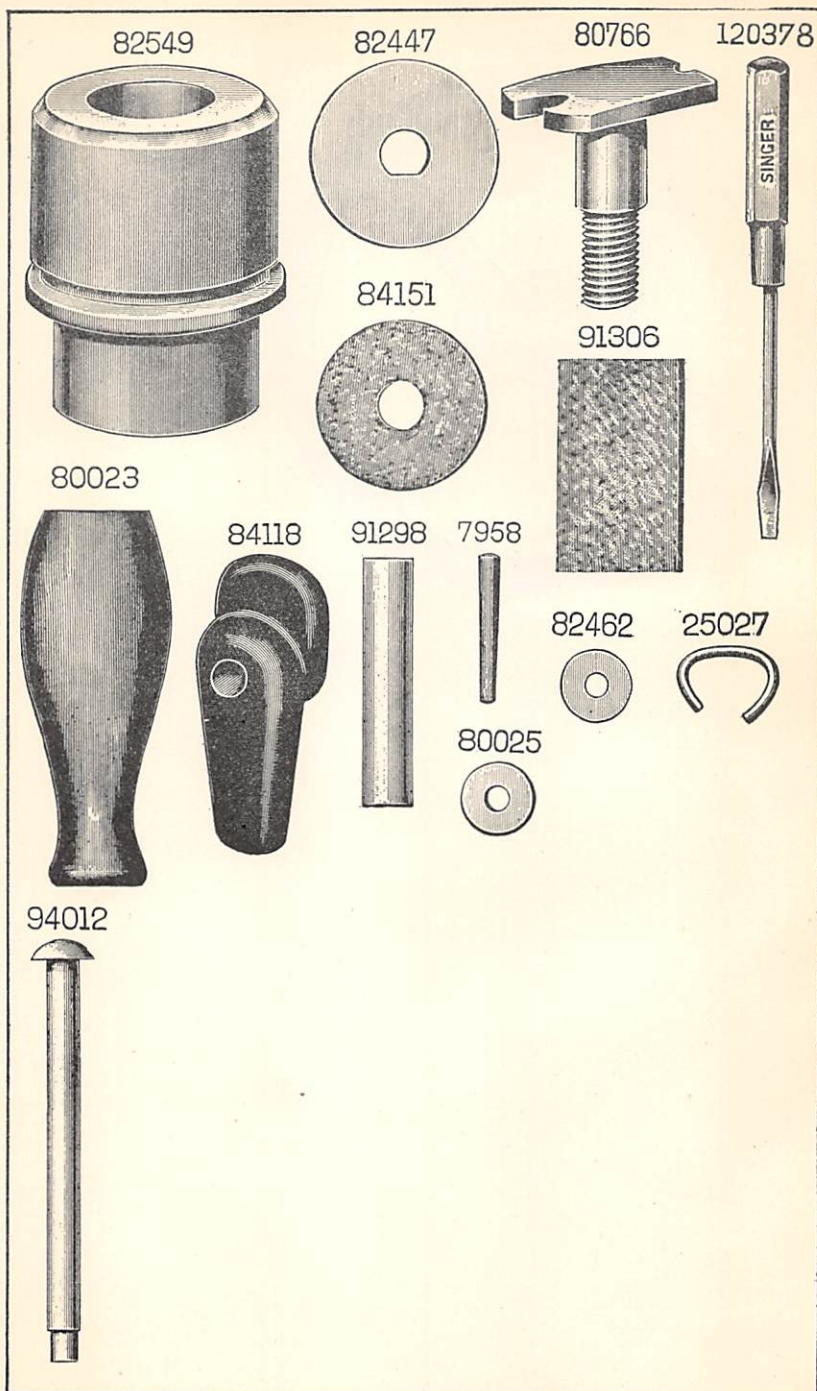


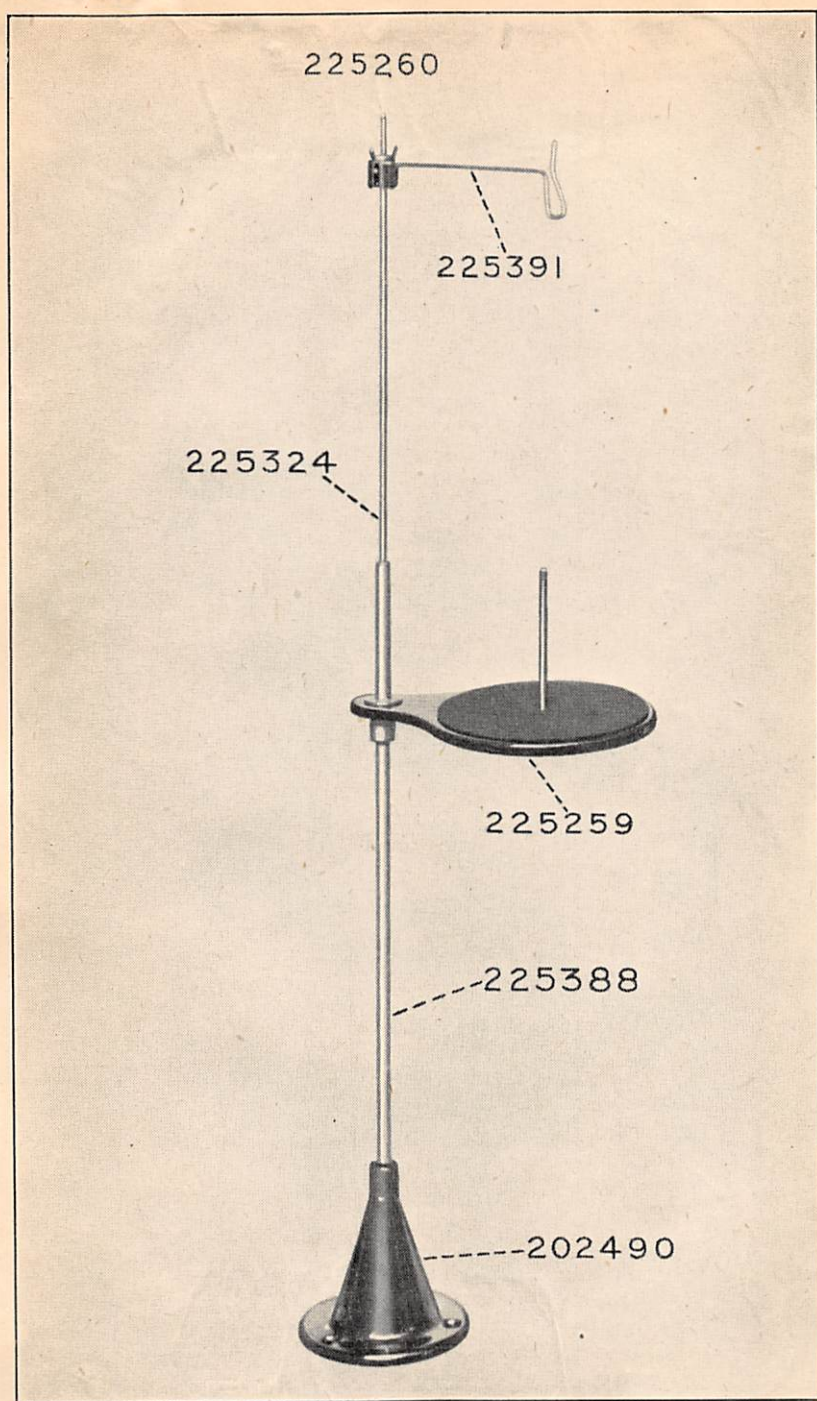




84275







12/46

ILLUSTRATED
LIST OF PARTS
FOR
CLASS 47K MACHINES
(Nos. 47K1, 47K3 and 47K5)

INSTRUCTIONS FOR ORDERING

In ordering from this List, the prefix and affix letters with the part number **MUST BE** quoted exactly as they are shown in the first column.

A number always indicates the same part in whatever List it may appear, or for whatever machine.

The prefix *SS* indicates Screws made only at Singer.

" " *NN* " Nuts made only at Singer.

" " *RR* " Rollers and Studs made only at Singer.

The affix letters (where shown) indicate the style of finish, as follows :—

- A. Hardened, Polished, Nickel Plated and Buffed.
- B. Polished, Nickel Plated and Buffed.
- C. Hardened only.
- C.R. Hardened and Merlized.
- D. Polished only.
- E. Soft, not Polished.
- F. Hardened and Polished.
- F.J. Hardened, Polished and Nickel Plated.
- G. Bright Rumbled and Nickel Plated.
- H. Blued.
- J. Nickel Plated only.
- K. Hardened and Nickel Plated.
- L. Brass Plated.
- M. Oxidized.
- N. Japanned, Dull.
- P. Japanned, Bright.
- R. Merlized.
- S. Cadmium Plated.
- T. Copper Plated.
- T.A. Hardened, Polished, Copper and Nickel Plated and Buffed.
- T.B. Copper and Nickel Plated and Polished.
- T.J. Copper and Nickel Plated only.
- T.K. Hardened, Copper and Nickel Plated.
- T.L. Copper and Brass Plated.
- T.M. Copper Plated and Oxidized.
- U. Zinc Plated.
- V. Silver Plated.
- W. Polished and Nickel Plated.
- X. Black Oxide for Iron and Steel.
- X.C. Hardened and Black Oxide for Iron and Steel.
- Y. Black Nickel Plated only.
- Z. Chromium Plated.
- Z.A. Hardened, Polished, Nickel Plated, Buffed and Chromium Plated.
- Z.B. Polished, Nickel Plated, Buffed and Chromium Plated.
- Z.C. Hardened and Chromium Plated.
- Z.G. Bright Rumbled, Nickel Plated, Bright Rumbled and Chromium
Plated.
- Z.J. Nickel and Chromium Plated.

Parts marked with an asterisk () are furnished only when the repairs are made at Factory.*

CONTENTS

Parts, complete, for No. 47K1 Machine	Page
	43
" Special to No. 47K3 Machine	51
" " " " 47K5 " 	53
Accessories	54
Bobbin Winder	54
Obsolete Parts	57
Singer Driving Attachment	55
Thread Unwinder	56
Numerical List of Parts	61

PARTS COMPLETE

FOR

No. 47K1 MACHINE

Overseaming with Top and Bottom Feed, 10" from Needle to Base
of Arm, extra large Cylinder Shuttle with 4" Shuttle Race ;
greatest throw of the Needle, $\frac{3}{8}$ "

No.	Plate								
*92790	—	Arm with 446c, 15404, 82549, 92792 and two 15405							
8702	2157	"	Dowel Pin (2)
868e	432	"	Screw (front) (2)
118e	432	"	" (back)
92835	—	Arm Shaft							
92792	624	"	" Bushing (back)
82549	2161	"	" (front)
446c	432	"	" Set Screw
92794	418	"	" Driving Pinion with 454c
8937	624	"	" " Pin
454c	432	"	" " Set Screw
82400	420	"	" Oil Tube
524c	433	"	" Screw for Balance Wheels Nos. 92795 and 92796
SS433c	433	"	" " machine when fitted with Driving Attachment
82402	414	Arm Side Cover							
51224d	432	"	" " Thumb Screw
92607	418	"	" Thread Guide (front)
82450	418	"	" " (side)
193d	432	"	" " Screw
92795	412	Balance Wheel (two-speed) with two 434c (for use with Steam—Power)							
92796	—	"	" (heavy) with two 434c (for use on Stand or Foot Power)
434c	432	"	" " Set Screw
*92609	—	Bed							

No.	Plate								
33949	417	Cam Bevel Gear							
92842	—	"	"	"	33949 with SS577c
92610	417	"	"	"	Driving Bevel Pinion with two 453c
453c	432	"	"	"	"	"	"	Set Screw	...
SS577c	2157	"	"	"	Hinge Screw
92611	423	"	"	"	Quadrant with RR43, two each 207c and 85325
92612	423	"	"	"	"	Collar with 209c
209c	432	"	"	"	"	"	"	Set Screw	...
RR43	433	"	"	"	"	Roller and Screw Stud
207c	432	"	"	"	"	Stop Screw
85325	423	"	"	"	"	"	"	Washer	...
92613	412	Crank Connecting Rod with two 92614 and four 896c ...							
*92614	—	"	"	"	Cap
896c	432	"	"	"	"	Screw
92615	414	Cross-over Cam Cover Plate							
207d	432	"	"	"	"	Screw (2)
92616	414	"	"	"	Pitman
92617	417	"	"	"	Joint
35d	432	"	"	"	"	Hinge Screw
248c	432	"	"	"	"	Position Screw
SS127d	433	"	"	"	Screw
92618	417	"	"	"	"	Bush
NN52d	433	"	"	"	"	Thumb Nut
85709	423	"	"	"	"	"	"	Washer	...
92806	720	Face Plate							
145c	432	"	"	"	Screw (4)
92802	—	Face Plate, complete, Nos. 448c, SS601d, 82448, 82450, 82455, 92687, 92806, 92810 to 92812, 92820 and two 207d ...							
92797	414	Feed Bar							
92704	424	"	"	"	Retaining Spring
92623	424	"	"	"	"	Hook
588c	432	"	"	"	"	Screw
313c	432	"	"	"	Screw Centre (2)
1519e	433	"	"	"	"	Nut (2)
3032	423	Feed Cam with 446c							
446c	432	"	"	"	Set Screw
3033	419	Feed Connecting Link							
375c	432	"	"	"	"	Hinge Screw (2)
1518e	433	"	"	"	"	"	"	Nut (2)	...

No.	Plate								
92798	428	Feed Dog <i>(8 teeth per inch!)</i>							MAY 1939
SS39c	433	"	"	Screw
92626	414	Feed Forked Connection							...
372c	432	"	"	"	Hinge Screw
1518e	433	"	"	"	"	"	Nut
92627	412	Feed Lifting Rock Shaft with RR44							...
92628	—	"	"	"	"	92627 with 92629
92629	425	"	"	"	"	Crank with RR46 and 453c
3012	424	"	"	"	"	"	Pin
RR46	433	"	"	"	"	"	Roller and Stud
300c	432	"	"	"	"	"	Screw Centre
1513j	433	"	"	"	"	"	"	Nut	...
453c	432	"	"	"	"	"	Set Screw
8396	423	"	"	"	"	"	Stationary Centre
92631	422	"	"	"	"	Raising Cam with 446c
3012	424	"	"	"	"	"	"	Pin	...
446c	432	"	"	"	"	"	"	Set Screw	...
RR44	433	"	"	"	"	Roller and Stud
91017	417	Feed Regulator							...
1128e	432	"	"	"	Hinge Screw
SS115d	433	"	"	"	Thumb Screw
92632	412	Feed Rock Shaft							...
92633	—	"	"	"	"	92632 with 92634
92634	423	"	"	"	"	Crank with 453c
3012	424	"	"	"	"	"	Pin
453c	432	"	"	"	"	"	Set Screw
300c	432	"	"	"	"	"	Screw Centre (2)
1513j	433	"	"	"	"	"	"	Nut (2)	...
92636	2157	Guide							...
SS115d	433	"	"	"	Thumb Screw
91091	414	Needle Bar							...
92640	414	"	"	"	Connecting Link Guide
164d	432	"	"	"	"	"	"	Screw (2)	...
92638	417	"	"	"	Connection with two 446c
92639	417	"	"	"	"	Link with SS44c
SS44c	433	"	"	"	"	"	Adjusting Screw
377c	432	"	"	"	"	"	"	Hinge Screw	...
1518e	433	"	"	"	"	"	"	"	Nut
446c	432	"	"	"	"	"	"	Set Screw	...
92641	414	"	"	"	Frame
300c	432	"	"	"	"	"	"	Screw Centre (short)	...
295c	432	"	"	"	"	"	"	(long)	...
1513j	433	"	"	"	"	"	"	Nut (2)	...
92652	—	Guide Thumb Screw Washer							...

MAY 1939

No.	Plate								
92642	417	Needle Clamp	with 156c
156c	432	"	" Set Screw
92649	423	Oscillating Shuttle Driving Shaft	
SS128c	433	"	" " " " Ball End Screw Stud
1513j	433	"	" " " " " " " " Nut
92650	417	"	" " " " Fork with 446c
446c	432	"	" " " " " Set Screw
92646	424	"	" " " " Pin
92643	420	Oscillating Shuttle Shaft	
92644	—	"	" " " Crank
92645	418	"	" " " " 92644 with 446c, 1519e and 92648
92646	424	"	" " " " Pin
446c	432	"	" " " " Set Screw
92647	418	"	" " " " Slide Block
190d	418	"	" " " " " " Cap Screw
5968	418	"	" " " " " " " " Washer
SS247c	418	"	" " " " " " " " Screw Stud
1519e	433	"	" " " " " " " " Nut
92648	418	Oscillating Shuttle Shaft Crank Slide Block, complete, Nos. 190d, SS247c, 5968 and 92647	
92818	2158	Presser Bar (round)	
92651	419	" " (flat)	
199c	2157	" " (") Hinge Hub Cap Screw	
34d	432	" " Position Hinge Screw for 92651	
91075	422	Presser Bar Spring	
92654	426	" " " Bracket with 1285c	
1285c	432	" " " " Set Screw	
92655	425	Presser Bar Lifter	
SS186d	433	" " " Hinge Screw	
1518c	433	" " " " " Nut	
2020-92650	424	" " " Stop Pin	
252d	432	" " " Thumb Screw	
NN45c	433	" " " " " Locking Nut	
92662	—	Presser Foot Bracket	
92606	424	" " " Hinge Pin	
92663	—	" " Sole (serrated)	
92664	427	Presser Foot (serrated) (two short toes), complete, Nos. 92606, 92662 and 92663	

MAY 1939

No.	Plate						
92662	—	Presser Foot Bracket
92606	424	" " "	Hinge Pin
92667	—	" " "	Sole (plain)
92668	427	Presser Foot (plain, two short toes), complete, Nos. 92606, 92662 and 92667
157c	2157	Presser Foot Screw
1547c	433	" " "	Nut

NOTE.—Nos. 92664 and 92668 are supplied with this machine.

92669	421	Shuttle Bobbin
92821	2156	" Cylinder
92671	421	" " Bobbin Pin
92673	421	" " Latch Spring
207d	432	" " " Screw
92822	2156	" Frame
8777	2156	" " Hinge Pin
92675	429	" Tension Spring
SS103c	433	" " " Screw
92823	2156	Shuttle (cylinder), complete, Nos. SS103c, 207d, 8777, 92669, 92671, 92673, 92675, 92821 and 92822
92785	416	Shuttle Race with 92682 and two 7958
118e	432	" " Bearing Binding Screw (2)
92786	416	" " Cap
7958	2161	" " " Pin
92787	416	" " " Spring
32d	432	" " " " Screw
92788	416	" " Loop Spreader
401f	432	" " " " Screw
92682	424	" " Position Pin
92789	—	Shuttle Race (adjustable), complete, Nos. 32d, 401f and 92785 to 92788
92677	422	Shuttle Driver
92678	424	" " Pin
92679	413	Shuttle Slide
92815	624	Tension Release Bracket
159e	432	" " " Screw
92816	624	" " Lever
176d	432	" " " Binding Screw
82462	2161	" " " " Washer
92804	—	Tension Release , complete, Nos. 159e, 92815, 92816 and two each 176d and 82462

No.	Plate							
92807	—	Thread Controller Lever						
SS601d	2157	"	"	"	Hinge Screw
92808	—	"	"	"	Wheel
92809	—	"	"	"	" Pin
92810	624	Thread Controller Lever, complete, Nos. 92808, 92809 and two 92807						
92820	2157	Thread Controller Regulator						
207d	432	"	"	"	Screw
92812	624	"	"	"	Spring
82455	424	"	"	"	Stop Pin
92811	624	"	"	"	Stud
448c	432	"	"	"	Set Screw
82448	423	"	"	"	Wheel
82450	418	Thread Guide						
207d	432	"	"	"	Screw
89363	624	Thread Retainer Disc						
412e	2157	"	"	"	Screw Stud
1560d	433	"	"	"	" Regulating Thumb Nut
82445	423	"	"	"	Spring
92687	—	Thread Retainer, complete, Nos. 412e, 1560d, 82445 and two 89363						
92839	2158	Thread Take-up Cam with two 446c						
3012	424	"	"	"	Pin
446c	432	"	"	"	Set Screw
92837	2157	Thread Take-up Lever						
92838	—	"	"	"	92837 with RR24, SS328c, 1519e and 92814
SS22d	433	"	"	"	Hinge Screw
92814	624	"	"	"	Roller
SS328c	624	"	"	"	" Hinge Screw
RR24	433	"	"	"	" and Screw Stud
1519e	433	"	"	"	" " " " Nut
92694	428	Throat Plate						
92695	428	"	"	"	Needle Plate
914d	2157	"	"	"	" Screw
92696	428	Throat Plate, complete, Nos. 914d, 92694 and 92695, for 92798						
92694	428	Throat Plate						
92697	—	"	"	"	Needle Plate (fine needle hole)
914d	2157	"	"	"	" Screw
92698	—	Throat Plate, complete, for Fine Overseaming Stitching, Nos. 914d, 92694 and 92697, for 92798						

No.	Plate								
92694	428	Throat Plate
92699	—	"	"	Needle Plate (for straight stitching)
914d	2157	"	"	"	"	Screw
92700	—	Throat Plate, complete, for Straight Stitching, Nos. 914d, 92694 and 92699, for 92798
SS45d	433	Throat Plate Screw (2)

NOTE.—No. 92696 is supplied with this machine unless otherwise specified on order.

92701	419	Top Feed Cam with two 446c
92702	—	"	"	"	Lever Quadrant
92703	420	"	"	"	"	"	92702 with RR23, 85325, 92705 and two 207d
3012	424	"	"	"	"	"	Pin
19510	2157	"	"	"	"	"	Retaining Spring
86c	2157	"	"	"	"	"	"	"	Screw
RR23	433	"	"	"	"	"	Roller
92705	424	"	"	"	"	"	"	Pin	...
207d	432	"	"	"	"	"	Stop Screw (top)
207d	432	"	"	"	"	"	"	"	(bottom)
85325	423	"	"	"	"	"	"	"	Washer
92706	419	"	"	"	"	"	Shaft
92707	419	"	"	"	"	"	"	Collar with 453c (2)	...
453c	432	"	"	"	"	"	"	Collar Set Screw	...
92708	419	"	"	"	"	Pitman
80774	426	"	"	"	"	Bushing
92819	426	"	"	"	"	Hinge Quadrant Bolt
80767	426	"	"	"	"	"	"	"	Washer
NN81d	433	"	"	"	"	"	"	"	Wing Nut
372c	432	"	"	"	"	"	Screw
1518c	433	"	"	"	"	"	"	Nut	...
86c	433	"	"	"	"	"	Retaining Spring Screw	...	MAY. 1939
446c	432	"	"	"	"	"	Set Screw
92709	412	"	"	"	"	"	Side Shaft
92710	—	"	"	"	"	"	92709 with 92711
92711	420	"	"	"	"	"	Crank with 453c
92646	424	"	"	"	"	"	"	Pin	...
453c	432	"	"	"	"	"	"	Set Screw	...
304c	432	"	"	"	"	"	"	Screw Centre (2)	...
1513j	433	"	"	"	"	"	"	Nut (2)	...
92712	424	"	"	"	"	"	Side Shaft Joint
92713	424	"	"	"	"	"	"	Cap	...
202c	432	"	"	"	"	"	"	"	Screw (2)
1513j	433	"	"	"	"	"	"	Nut	...
92714	424	"	"	"	"	"	"	"	Washer

No.	Plate								
92715	415	Upright Shaft
92716	418	"	"	Bevel Pinion with 453c
3012	424	"	"	"	"	Pin
453c	432	"	"	"	"	Set Screw
92718	413	"	"	Bracket
130e	432	"	"	"	"	Screw
92719	422	"	"	Crank Disc with 446c
SS128c	433	"	"	"	"	Ball End Screw Stud
1513j	433	"	"	"	"	"	"	"	Nut
3012	424	"	"	"	"	Pin
446c	432	"	"	"	"	Set Screw
92720	419	Vibrating Presser Bar Cam with 446c
92721	—	"	"	"	"	Lubricator (felt)
175	432	"	"	"	"	"	Screw
85325	423	"	"	"	"	"	"	Washer	...
3012	424	"	"	"	"	Pin
446c	432	"	"	"	"	Set Screw
92722	415	"	"	"	"	Lever
7d	432	"	"	"	"	Hinge Screw
92817	424	"	"	"	"	Piston Joint
8589	424	"	"	"	"	"	"	Pin	...
92783	—	"	"	"	"	Plunger
92724	424	"	"	"	"	"	92783 with RR45 and 92727
92725	424	"	"	"	"	"	Hinge Pin
92726	—	"	"	"	"	"	Oil Lubricator (felt)
RR45	433	"	"	"	"	"	Roller
92727	424	"	"	"	"	"	"	Pin	...
92723	—	Vibrating Presser Bar Lever, complete, Nos. 7d, 8589, 92722, 92724 to 92726 and 92817
*15404	—	Trade Mark
15405	—	"	"	Rivet

92801

DRIP PAN

10/44

PARTS SPECIAL

TO

No. 47K3 MACHINE

**Overseaming with Top and Bottom Feed, etc., fitted for
Grommet Work**

This machine is the same as No. 47K1 with the following exceptions :—

No.	Plate							
92799	430	Feed Dog
92734	429	Presser Bar (flat)
92781	415	" " (round)
164c	432	" " Screw (2)
92735	429	" " Spring Bracket with 446c
92736	429	Presser Foot (for plain eyeletting)
92737	429	" " (for metal ring eyeletting)
92738	430	" " (serrated)
191c	432	" " Screw for 92736 and 92737

NOTE.—Nos. 92736 and 92737 are supplied with this machine.

92739	2158	Shuttle Race with 92682 and two 7958
92740	2158	" " Cap
92741	—	Shuttle Race (adjustable), complete, Nos. 32d, 401f, 92739, 92740, 92787 and 92788
92742	430	Throat Plate
92743	430	" " Needle Plate with 92758
207d	432	" " " " Screw
92758	—	" " " " Spur, $\frac{1}{4}$ "
92744	—	Throat Plate for $\frac{1}{4}$ " Grommet, complete, Nos. 92742, 92743 and two 207d
92742	430	Throat Plate
92764	430	" " Needle Plate with 92745
207d	432	" " " " Screw
92745	—	" " " " Spur, $\frac{3}{8}$ "
92746	430	Throat Plate for $\frac{3}{8}$ " Grommet, complete, Nos. 92742, 92764 and two 207d

No.	Plate							
92742	430	Throat Plate
92747	—	" "	Needle Plate
92748	430	" "	" "	92747 with 202c and 92749
207d	432	" "	" "	Screw
92749	—	" "	" "	Spur, $\frac{1}{2}$ "
202c	432	" "	" "	" Screw
92750	—	Throat Plate for $\frac{1}{2}$ " Grommet, complete, Nos. 92742, 92748 and two 207d
92742	430	Throat Plate
92747	—	" "	Needle Plate
92751	—	" "	" "	92747 with 202c and 92752
207d	432	" "	" "	Screw
92752	429	" "	" "	Spur, $\frac{5}{8}$ "
202c	432	" "	" "	" Screw
92753	—	Throat Plate for $\frac{5}{8}$ " Grommet, complete, Nos. 92742, 92751 and two 207d
92742	430	Throat Plate
92747	—	" "	Needle Plate
92754	—	" "	" "	92747 with 202c and 92755
207d	432	" "	" "	Screw
92755	429	" "	" "	Spur, $\frac{3}{4}$ "
202c	432	" "	" "	" Screw
92756	—	Throat Plate for $\frac{3}{4}$ " Grommet, complete, Nos. 92742, 92754 and two 207d

NOTE.—Nos. 92744 and 92764 are supplied with this machine unless otherwise specified on order.

92757	429	Top Feed Cam Side Shaft Joint
92846	—	Top Feed Cam Side Shaft	OCT 1939
92847	—	" " " " "	92846 with 92711

PARTS SPECIAL

TO

No. 47K5 MACHINE

**Overseaming with Top and Bottom Feed, etc. Greatest throw
of the Needle, $\frac{9}{32}$ "**

This machine is the same as No. 47K1 with the following exceptions:—

No.	Plate					
92824	—	Presser Foot Adjusting Plate
237f	432	" " " " Screw
92825	—	" " Sole (serrated)
92826	1011	Presser Foot (serrated, two short toes), complete, Nos. 237f, 92606, 92662, 92824 and 92825
92824	—	Presser Foot Adjusting Plate
237f	432	" " " " Screw
92827	—	" " Sole (plain)
92828	1011	Presser Foot (plain, two short toes), complete, Nos. 237f, 92606, 92662, 92824 and 92827

NOTE.—Nos. 92826 and 92828 are supplied with this machine.

92829	1011	Shuttle Race Loop Spreader
92830	—	Shuttle Race (adjustable), complete, Nos. 32d, 401f, 92785 to 92787 and 92829
92840	2158	Thread Take-up Cam with two 446c
92832	1011	Throat Plate Needle Plate
92833	—	Throat Plate , complete, Nos. 914d, 92694 and 92832, for 92798
92834	1011	Upright Shaft Crank Disc with 446c
92843	—	Cam Bevel Gear Quadrant with RR43, two each 207c and 85325
92844	—	Feed Dog (10 teeth per inch)
92845	—	Presser Bar Lifter

OCT 1939

4a

ACCESSORIES

No.	Plate							
84118	2161	Machine Button with 84151 and wood screw 1 $\frac{1}{4}$ " No. 9 R.H.B.
84151	2161	" " Washer (leather)
214x1	—	Needles (6) three each sizes 23 and 24, for 47K5 Machine
214x1	—	" (3) size 27, for 47K1 Machine
214x3	—	" (3) " 28, " 47K1 " "
214x9	—	" (6) three each sizes 26 and 27, for 47K3 Machine
120342	1600	Oiler
—	—	Punch (for eyelets) (supplied according to size of Grommet) for 47K3 Machine
86611	1600	Screw Driver, 5" blade
85318-120378-	2161-	" " (shuttle tension)
92669	421	Shuttle Bobbin (5)
91268	429	Wrench for NN45
86618	—	Screw Driver (bent)	For 47K5 m/c

MAY 1939

OCT 1939
SEP 1940

BOBBIN WINDER

No.	Plate							
92779	2159	Bobbin Winder Driving Wheel
92841	—	" " " " 92779 with 80023 and 94012
92780	—	" " " " Belt, 26 $\frac{1}{4}$ " long, with 25027
25027	2161	" " " " " Hook
80023	2161	" " " " Handle
94012	2161	" " " " " Spindle
80025	2161	" " " " " Washer (brass)
SS81d	433	" " " " Stud Screw
92767	2159	" " Frame
SS80c	433	" " " Clamping Screw
92768	2157	" " " " Button
92769	2159	" " Spindle
92770	2157	" " " Pulley
92771	412	Bobbin Winder (hand), complete, Nos. SS80c, SS81d, 80025, 92767 to 92770, 92780 and 92841

SINGER DRIVING ATTACHMENT

No.	Plate								
92800	431	Balance Wheel (10" diam.) with SS432c, 434c and 92775	...						
92773	431	" " Friction Pulley (two-speed) with 446c and 92774							
92774	431	" " " " Centre Bearing					
92775	—	" " " " Ring (leather)					
446c	432	" " " " Set Screw				
434c	432	" " Set Screw (long)			
SS432c	433	" " " " (short)			
91296	431	Foot Lever
91297	431	" " Bracket
91298	2161	" " " Hinge Pin
—	—	" " " Screw (wood) 1 $\frac{1}{4}$ " No. 15
91300	431	" " Chain, 36 $\frac{1}{2}$ " long, with 91304 and 91305
91304	431	" " " Hook (small)
91305	431	" " " " (large)
91299	431	" " Nos. 91296 to 91298 and three wood screws 1 $\frac{1}{4}$ " No. 15							
91323	—	Foot Lever, complete, 91299 with 91300
92776	431	Lever with 91306 and 91308
91302	431	" Bracket
SS38c	431	" " Screw
91303	431	" Centre Plug (wood)
427c	431	" " " Adjusting Screw
1508e	431	" " " " " Nut
91306	2161	" Friction Pad (leather)
693d	431	" Hinge Screw
NN28e	431	" " " Nut
91307	431	" Spring
161c	431	" " Screw
91308	431	" " " Pin
92777	—	Lever, complete, Nos. NN28e, SS38c, 161c, 427c, 693d, 1508e, 91302, 91303, 91307 and 92776
84275	2160	Shaft Pulley (sectional, grooved), 10" diam., with two 597c	...						
597c	432	" " Clamping Screw
92778	—	Driving Attachment, complete, Nos. 84275, 91323, 92773, 92777 and 92800

THREAD UNWINDER FOR ONE LARGE SPOOL OF THREAD

No.	Plate						
84147	412	Spool Pin
84148	412	" Rest with 448c
84149	412	Thread Eyelet Rod
448c	432	" " " Set Screw
<i>Supers. by</i> 84150	412	Thread Unwinder, complete, Nos. 84147 to 84149 and two wood screws $\frac{7}{8}$ " No. 10					

→ Thread Unwinder

For One Spool of Thread.

225259	2212	Spool Rest with 201018c
150203	—	" " Cushion (felt)
225388	2212	" " Rod
200383c	—	" " " Set Screw
201018c	—	" " Set Screw
202490	2212	" Stand with 200383c
225391	2212	Thread Guide
201696j	—	" " Lock Nut
225326	—	" " Position Cup
225324	2212	" " Rod with 208e and 225322
208e	—	" " " Screw
225322	—	" " " Washer
225260	2212	Thread Unwinder, complete, Nos. 150203, 201696j, 202490, 225259, 225324, 225326, 225388, 225391, and three wood screws $\frac{7}{8}$ " No. 12				
27739	—	Thread Cone (wood) for large cones
225390	—	" " Holder for inverted cones

NOTE.—Nos. 27739 and 225390 are used with, but not included in 225260.

12/46

OBSOLETE PARTS

No.	Plate						
92760	—	Arm Shaft for 47K1 Machine
92602	—	" " " 47K1 and 47K3 Machines
92791	412	" "
92603	425	" " Bushing (back) with 446c for 47K1 and 47K3 Machines					
92604	425	" " " (front) for 47K1 and 47K3 Machines	...				
92793	624	" " " (")
92761	425	" " Driving Pinion with 454c for 47K1 Machine	...				
92605	—	" " " " " 454c for 47K1 and 47K3 Machines					
92606	424	" " " " Pin
82404	412	Balance Wheel (two-speed) with two 434c (for use with steam power) for 47K1 and 47K3 Machines					
91002	—	" " (heavy) with two 434c (for use on stand or foot power) for 47K1 and 47K3 Machines					
7289	—	Cam Bevel Gear for 47K1 and 47K3 Machines
92619	413	Face Plate for 92620
92620	—	Face Plate, complete, Nos. 207d, 446c, 82455, 82502, 91062, 92619, 92686 and 92687 for 47K1 Machine
92732	—	Face Plate for 92733
92733	—	Face Plate, complete, Nos. 207d, 446c, 82455, 82502, 91062, 92686, 92687 and 92732 for 47K3 Machine
92621	—	Feed Bar for 47K1 and 47K3 Machines
92728	—	Feed Cam with 446c for 92729
92729	418	" " 92728 with 8589 for 47K3 Machine
92730	418	" " Clutch Collar with 453c for 47K3 Machine	...				
8589	424	" " " " Engaging Pin for 92729
92624	426	Feed Dog for 47K1 Machine
92625	—	" " " 47K1 "
92731	—	" " " 47K3 "
92635	420	Guide for 47K1 Machine
92762	420	Oscillating Shuttle Shaft Crank with 1801 for 47K1 Machine	...				
92657	—	Presser Foot Bracket for 92659, 92661 and 92666
92658	—	" " Sole (serrated) for 92659
92659	426	Presser Foot (serrated, one long and one short toe), complete, Nos. 92606, 92657 and 92658 for 47K1 Machine
92660	—	Presser Foot Sole (serrated) for 92661
92661	427	Presser Foot (serrated, two long toes), complete, Nos. 92606, 92657 and 92660 for 47K1 Machine
92665	426	Presser Foot Sole (plain) for 92666
92666	426	Presser Foot (plain, two long toes), complete, Nos. 92606, 92657 and 92665 for 47K1 Machine

No.	Plate						
92670	421	Shuttle Cylinder for 92676
92674	421	" Frame for 92676
92672	421	" " Hinge Pin for 92676
92676	421	Shuttle (cylinder), complete, Nos. SS103c, 207d and 92669 to 92675 for 47K1 and 47K3 Machines
92680	415	Shuttle Race with 92682 and 92683 for 92685
92681	415	" " Cap for 92685
92684	429	" " Loop Spreader for 92685
92683	424	" " Retaining Spring Hook for 92680
92685	—	Shuttle Race (adjustable), complete, Nos. 401f, 92680, 92681, 92684 and four SS45c for 47K1 Machine
92782	421	Shuttle Tension Spring for 47K1 Machine
82445	423	Tension Spring for 82502
82446	423	" Washer (felt) for 82502
82447	2161	" " (steel) for 82502
82448	423	" Wheel for 82502
82502	—	Tension , complete, Nos. SS317e, 1560d, 82445, 82448, two each 82446 and 82447 for 92620 and 92733
91280	423	Tension Washer for 47K1 Machine
92686	426	Thread Controller for 92620 and 92733
46d	432	" " Lever Hinge Screw for 92802
92784	423	Thread Retainer Bracket for 47K1 Machine
80548	423	" " Spring for 47K1 and 47K3 Machines
92688	—	Thread Take-up Cam with 446c for 47K1 and 47K3 Machines
92805	—	" " " " two 446c for 47K1 and 47K3 Machines
92836	425	" " " " " 446c " 47K1 " 47K3 "
92831	1011	" " " " " 446c " 47K5 Machine
92689	—	Thread Take-up Lever for 92690
92690	424	" " " 92689 with RR24 and 1519e for 47K1 and 47K3 Machines
92813	—	" " " for 92803
92803	624	" " " 92813 with RR24, SS328c, 1519e and 92814
91062	423	" " Spring (heavy) for 92620 and 92733
82455	424	" " " Stop Pin for 92620 and 92733
92691	—	Throat Plate for 92693
92692	423	" " Needle Plate for 92693
92693	413	Throat Plate, complete, Nos. 92691, 92692 and two 207d for 92624, for 47K1 Machine
80766	2161	Top Feed Cam Pitman Hinge Quadrant Bolt for 47K1 and 47K3 Machines
92765	—	Upright Shaft Bracket for 47K1 Machine
92766	424	" " " Bevel Pinion with 453c for 47K1 Machine

Numerical List of Parts

No.	Plate	
7d	432	Vibrating Presser Bar Lever Hinge Screw for 92723
SS22	433	Thread Take-up Lever Hinge Screw ...
RR23	433	Top Feed Cam Lever Quadrant Roller for 92703
RR24	433	Thread Take-up Lever Roller and Screw Stud for 92690, 92803 and 92838 ...
NN28e	431	Driving Attachment Lever Hinge Screw Nut for 92777
32d	432	Shuttle Race Cap Spring Screw for 92741, 92789 and 92830
34d	432	Presser Bar Position Hinge Screw for 92651
35d	432	Cross Over Cam Pitman Joint Hinge Screw
SS38c	431	Driving Attachment Lever Bracket Screw for 92777
SS39c	433	Feed Dog Screw
RR43	433	Cam Bevel Gear Quadrant Roller and Screw Stud for 92611 and 92843
RR44	433	Feed Lifting Rock Shaft Roller and Stud for 92627
SS44c	433	Needle Bar Connection Link Adjusting Screw for 92639
NN45c	433	Presser Bar Lifter Thumb Screw Locking Nut
RR45	433	Vibrating Presser Bar Lever Plunger Roller for 92724
SS45d	433	Throat Plate Screw
46d	432	Thread Controller Lever Hinge Screw for 92802 (Obsolete)
RR46	433	Feed Lifting Rock Shaft Crank Roller and Stud for 92629
NN52d	433	Cross-over Cam Pitman Screw Thumb Nut ...
SS80c	433	Bobbin Winder Frame Clamping Screw for 92771
SS81d	433	Bobbin Winder Driving Wheel Stud Screw for 92771
NN81d	433	Top Feed Cam Pitman Hinge Quadrant Bolt Wing Nut
86c	2157	Top Feed Cam Lever Quadrant Retaining Spring Screw
SS103c	433	Shuttle Tension Spring Screw for 92676 and 92823
SS115d	433	Feed Regulator Thumb Screw
SS115d	433	Guide Thumb Screw
118e	432	Arm Screw (back)
86c	2157	Top Feed Cam Pitman Retaining Spring Screw

10/39

No.	Plate	
118e	432	Shuttle Race Bearing Binding Screw ...
SS127d	433	Cross-over Cam Pitman Screw ...
SS128c	433	Oscillating Shuttle Driving Shaft Ball End Screw Stud
SS128c	433	Upright Shaft Crank Disc Ball End Screw Stud
130e	432	Upright Shaft Bracket Screw ...
145c	432	Face Plate Screw ...
156c	432	Needle Clamp Set Screw for 92642 ...
157c	2157	Presser Foot Screw for 92659, 92661, 92664, 92666, 92668, 92738, 92826 and 92828 ...
159e	432	Tension Release Bracket Screw for 92804 ...
161c	431	Driving Attachment Lever Spring Screw for 92777
164c	432	Presser Bar Screw for 47K3 Machine ...
164d	432	Needle Bar Connecting Link Guide Screw ...
175	432	Vibrating Presser Bar Cam Lubricator Screw
176d	432	Tension Release Lever Binding Screw for 92804
SS186d	433	Presser Bar Lifter Hinge Screw ...
190d	418	Oscillating Shuttle Shaft Crank Slide Block Cap Screw for 92648 ...
191c	432	Presser Foot Screw for 92736 and 92737 ...
Obs'ued 86c — 193c	432	Top Feed Cam Pitman Retaining Spring Screw MAY 1939
193d	432	Arm Thread Guide Screw ...
199c	2157	Presser Bar (flat) Hinge Hub Cap Screw for 92651 and 92734
202c	432	Throat Plate Needle Plate Spur Screw for 92748, 92751 and 92754
202c	432	Top Feed Cam Side Shaft Joint Cap Screw
207c	432	Cam Bevel Gear Quadrant Stop Screw for 92611 and 92843 10/3
207d	432	Cross-over Cam Cover Plate Screw ...
207d	432	Thread Guide Screw for 92802 ...
207d	432	Shuttle Cylinder Latch Spring Screw for 92676 and 92823
207d	432	Thread Guide Screw for 92802 ...
207d	432	Throat Plate Needle Plate Screw for 92693, 92744, 92746, 92750, 92753 and 92756 ...
207d	432	Top Feed Cam Lever Quadrant Stop Screw (top) for 92703
207d	432	Top Feed Cam Lever Quadrant Stop Screw (bottom) for 92703
209c	432	Cam Bevel Gear Quadrant Collar Set Screw for 92612
208e	—	Thread Unwinder Thread Guide Rod Screw for 225324 12/46

No.	Plate	
237f	432	Presser Foot Adjusting Plate Screw for 92826 and 92828
SS247c	418	Oscillating Shuttle Shaft Crank Slide Block Screw Stud for 92648
248c	432	Cross-over Cam Pitman Joint Position Screw
252d	432	Presser Bar Lifter Thumb Screw
295c	432	Needle Bar Frame Screw Centre (long)
300c	432	Feed Lifting Rock Shaft Crank Screw Centre
300c	432	Feed Rock Shaft Screw Centre
300c	432	Needle Bar Frame Screw Centre (short)
304c	432	Top Feed Cam Side Shaft Screw Centre
313c	432	Feed Bar Screw Centre
SS328c	624	Thread Take-up Lever Roller Hinge Screw for 92803 and 92838
372c	432	Feed Forked Connection Hinge Screw
372c	432	Top Feed Cam Pitman Hinge Screw
375c	432	Feed Connecting Link Hinge Screw
377c	432	Needle Bar Connection Link Hinge Screw
401f	432	Shuttle Race Loop Spreader Screw for 92685, 92741, 92789 and 92830
412e	2157	Thread Retainer Screw Stud for 92687
427c	431	Driving Attachment Lever Centre Plug Adjusting Screw for 92777
SS432c	433	Driving Attachment Balance Wheel Set Screw (short), for 92800
SS433c	433	Arm Shaft Screw for machine when fitted with Driving Attachment
434c	432	Balance Wheel Set Screw for 82404, 91002, 92795 and 92796
434c	432	Driving Attachment Balance Wheel Set Screw (long), for 92800
446c	432	Arm Shaft Bushing Set Screw for 92603 and 92790
446c	432	Driving Attachment Balance Wheel Friction Pulley Set Screw for 92773
446c	432	Feed Cam Set Screw for 3032 and 92728
446c	432	Feed Lifting Rock Shaft Raising Cam Set Screw for 92631
446c	432	Needle Bar Connection Set Screw for 92638
446c	432	Oscillating Shuttle Shaft Crank Set Screw for 92645
446c	432	Oscillating Shuttle Driving Shaft Fork Set Screw for 92650
446c	432	Presser Bar Spring Bracket Set Screw for 92735

No.	Plate	
446c	432	Thread Take-up Cam Set Screw for 92688, 92805, 92831, 92836, 92839 and 92840 ...
446c	432	Top Feed Cam Set Screw for 92701 ...
446c	432	Upright Shaft Crank Disc Set Screw for 92719 and 92834
446c	432	Vibrating Presser Bar Cam Set Screw for 92720
448c	432	Thread Controller Stud Set Screw for 92802
<i>Obs. 12/46</i> 448c	432	Thread Unwinder Thread Eyelet Rod Set Screw for 84148
453c	432	Cam Bevel Gear Driving Bevel Pinion Set Screw for 92610
453c	432	Feed Lifting Rock Shaft Crank Set Screw for 92629
453c	432	Feed Rock Shaft Crank Set Screw for 92634
453c	432	Top Feed Cam Lever Quadrant Shaft Collar Set Screw for 92707
453c	432	Top Feed Cam Side Shaft Crank Set Screw for 92711
453c	432	Upright Shaft Bevel Pinion Set Screw for 92716 and 92766
454c	432	Arm Shaft Driving Pinion Set Screw for 92605, 92761 and 92794
524c	433	Arm Shaft Screw for Balance Wheels Nos. 92795 and 92796
SS577c	2157	Cam Bevel Gear Hinge Screw for 92842 ...
588c	432	Feed Bar Retaining Spring Screw ...
597c	432	Driving Attachment Shaft Pulley Clamping Screw for 84275
SS601d	2157	Thread Controller Lever Hinge Screw for 92802
693d	431	Driving Attachment Lever Hinge Screw for 92777
868e	432	Arm Screw (front)
896c	432	Crank Connecting Rod Cap Screw for 92613
914d	2157	Throat Plate Needle Plate Screw for 92696, 92698, 92700 and 92833
1128e	432	Feed Regulator Hinge Screw
1285c	432	Presser Bar Spring Bracket Set Screw for 92654
1508e	431	Driving Attachment Lever Centre Plug Adjusting Screw Nut for 92777 ...
1513j	433	Feed Lifting Rock Shaft Crank Screw Centre Nut
1513j	433	Feed Rock Shaft Screw Centre Nut ...
1513j	433	Needle Bar Frame Screw Centre Nut ...

No.	Plate	
1513j	433	Oscillating Shuttle Driving Shaft Ball End Screw Stud Nut
1513j	433	Top Feed Cam Side Shaft Joint Nut ...
1513j	433	Top Feed Cam Side Shaft Screw Centre Nut
1513j	433	Upright Shaft Crank Disc Ball End Screw Stud Nut
1518c	433	Presser Bar Lifter Hinge Screw Nut ...
1518c	433	Top Feed Cam Pitman Hinge Screw Nut ...
1518e	433	Feed Connecting Link Hinge Screw Nut ...
1518e	433	Feed Forked Connection Hinge Screw Nut ...
1518e	433	Needle Bar Connection Link Hinge Screw Nut
1519e	433	Feed Bar Screw Centre Nut
1519e	433	Oscillating Shuttle Shaft Crank Slide Block Screw Stud Nut for 92645
1519e	433	Thread Take-up Lever Roller and Screw Stud Nut for 92690, 92803 and 92838 ...
1547c	433	Presser Foot Screw Nut
1560d	433	Thread Retainer Screw Stud Regulating Thumb Nut for 92687
3012	424	Feed Lifting Rock Shaft Crank Pin ...
3012	424	Feed Lifting Rock Shaft Raising Cam Pin ...
3012	424	Feed Rock Shaft Crank Pin
3012	424	Thread Take-up Cam Pin
3012	424	Top Feed Cam Lever Quadrant Pin ...
3012	424	Upright Shaft Bevel Pinion Pin
3012	424	Upright Shaft Crank Disc Pin
3012	424	Vibrating Presser Bar Cam Pin
3032	423	Feed Cam with 446c
3033	419	Feed Connecting Link
5968	418	Oscillating Shuttle Shaft Crank Slide Block Cap Screw Washer for 92648 ...
7289	—	Cam Bevel Gear for 47K1 and 47K3 Machines (Obsolete)
7958	2161	Shuttle Race Cap Pin for 92739 and 92785 ...
8396	423	Feed Lifting Rock Shaft Crank Stationary Centre
8589	424	Feed Cam Clutch Collar Engaging Pin for 92729 (Obsolete)
8589	424	Vibrating Presser Bar Lever Piston Joint Pin for 92723
8702	2157	Arm Dowel Pin
8777	2156	Shuttle Frame Hinge Pin for 92823 ...
8937	624	Arm Shaft Driving Pinion Pin
*15404	—	Trade Mark for 92790
15405	—	Trade Mark Rivet for 92790
19510	2157	Top Feed Cam Lever Quadrant Retaining Spring
2022	—	Presser Bar Lifter Stop Pin

MAY 1939

No.	Plate	
25027	2161	Bobbin Winder Driving Wheel Belt Hook for 92780
> 33949	417	Cam Bevel Gear for 92842
51224d	432	Arm Side Cover Thumb Screw
80023	2161	Bobbin Winder Driving Wheel Handle for 92841
80025	2161	Bobbin Winder Driving Wheel Handle Spindle Washer (brass) for 92771 ...
80548	423	Thread Retainer Spring for 47K1 and 47K3 Machines ... (Obsolete)
80766	2161	Top Feed Cam Pitman Hinge Quadrant Bolt for 47K1 and 47K3 Machines (Obsolete)
80767	426	Top Feed Cam Pitman Hinge Quadrant Bolt Washer
80774	426	Top Feed Cam Pitman Bushing
82400	420	Arm Shaft Oil Tube
82402	414	Arm Side Cover
82404	—	Balance Wheel (two-speed) with two 434c (for use with Steam Power) for 47K1 and 47K3 Machines ... (Obsolete)
82445	423	Tension Spring for 82502 (Obsolete)
82445	423	Thread Retainer Spring for 92687 ...
82446	423	Tension Washer (felt) for 82502 (Obsolete)
82447	2161	Tension Washer (steel) for 82502 (Obsolete)
82448	423	Tension Wheel for 82502 (Obsolete)
82448	423	Thread Controller Wheel for 92802 ...
82450	418	Arm Thread Guide (side)
82450	418	Thread Guide for 92802
82455	424	Thread Controller Spring Stop Pin for 92802
82455	424	Thread Take-up Spring Stop Pin for 92620 and 92733 ... (Obsolete)
82462	2161	Tension Release Lever Binding Screw Washer for 92804
82502	—	Tension, complete, Nos. SS317e, 1560d, 82445, 82448, two each 82446 and 82447 for 92620 and 92733 ... (Obsolete)
82549	2161	Arm Shaft Bushing (front) for 92790 ...
84118	2161	Machine Button with 84151 and wood screw 1 $\frac{1}{4}$ " No. 9 R.H.B. ... (Accessories)
84147	412	Thread Unwinder Spool Pin for 84150 ...
84148	412	Thread Unwinder Spool Rest with 448c for 84150
84149	412	Thread Unwinder Thread Eyelet Rod for 84150
84150	412	Thread Unwinder, complete, for one large spool of thread, Nos. 84147 to 84149 and two wood screws $\frac{7}{8}$ " No. 10 ...
27739	—	Thread Unwinder Thread Cone (wood) for large cones

Obs. 12/46

" " use 225260

6/46

NUMERICAL LIST OF PARTS

67

No.	Plate		
84151	2161	Machine Button Washer (leather) for 84118	
84275	2160	Driving Attachment Shaft Pulley (sectional, grooved) 10" diam. with two 597c for 92778	
✓ 85325	423	Cam Bevel Gear Quadrant Stop Screw Washer for 92611 <i>and 92842.</i> ...	10/39
85325	423	Top Feed Cam Lever Quadrant Stop Screw Washer for 92703	
85325	423	Vibrating Presser Bar Cam Lubricator Screw Washer	
85709	423	Cross-over Cam Pitman Screw Thumb Nut Washer	
✓ 86611	1600	Screw Driver, 5" blade ... (Accessories)	
✓ 89363	624	Thread Retainer Disc for 92687	
91002	—	Balance Wheel (heavy) with two 434c (for use on Stand or Foot Power) for 47K1 and 47K3 Machines ... (Obsolete)	
91017	417	Feed Regulator	
91062	423	Thread Take-up Spring (heavy) for 92620 and 92733 ... (Obsolete)	
91075	422	Presser Bar Spring	
91091	414	Needle Bar	
91268	429	Wrench for NN45 ... (Accessories)	
91280	423	Tension Washer for 47K1 Machine (Obsolete)	
91296	431	Driving Attachment Foot Lever for 91299 ...	
91297	431	Driving Attachment Foot Lever Bracket for 91299	
91298	2161	Driving Attachment Foot Lever Bracket Hinge Pin for 91299	
91299	431	Driving Attachment Foot Lever, Nos. 91296 to 91298 and three wood screws 1½" No. 15, for 91323	
91300	431	Driving Attachment Foot Lever Chain 36½" long with 91304 and 91305 for 91323 ...	
91302	431	Driving Attachment Lever Bracket for 92777	
91303	431	Driving Attachment Lever Centre Plug (wood) for 92777	
91304	431	Driving Attachment Foot Lever Chain Hook (small) for 91300	
91305	431	Driving Attachment Foot Lever Chain Hook (large) for 91300	
91306	2161	Driving Attachment Lever Friction Pad (leather) for 92776	
91307	431	Driving Attachment Lever Spring for 92777	
91308	431	Driving Attachment Lever Spring Screw Pin for 92776	
85318	—	Screw Driver (machine)	MAY 1939
86618	—	Screw Driver (bent) ... (Accessories)	OCT 1939

No.	Plate	
91323	—	Driving Attachment Foot Lever, complete, 91299 with 91300 for 92778
92602	—	Arm Shaft for 47K1 and 47K3 Machines (Obsolete)
92603	425	Arm Shaft Bushing (back) with 446c for 47K1 and 47K3 Machines (Obsolete)
92604	425	Arm Shaft Bushing (front) for 47K1 and 47K3 Machines ... (Obsolete)
92605	—	Arm Shaft Driving Pinion with 454c for 47K1 and 47K3 Machines ... (Obsolete)
92606	424	Arm Shaft Driving Pinion Pin (Obsolete)
92606	424	Presser Foot Bracket Hinge Pin for 92659, 92661, 92664, 92666, 92668, 92826 and 92828
92607	418	Arm Thread Guide (front)
*92609	—	Bed
92610	417	Cam Bevel Gear Driving Bevel Pinion with two 453c
92611	423	Cam Bevel Gear Quadrant with RR43, two each 207c and 85325 <i>for 47K1 and 47K3</i> 10/3
92612	423	Cam Bevel Gear Quadrant Collar with 209c
92613	412	Crank Connecting Rod with two 92614 and four 896c
*92614	—	Crank Connecting Rod Cap for 92613 ...
92615	414	Cross-over Cam Cover Plate
92616	414	Cross-over Cam Pitman
92617	417	Cross-over Cam Pitman Joint
92618	417	Cross-over Cam Pitman Screw Bush ...
92619	413	Face Plate for 92620 ... (Obsolete)
92620	—	Face Plate, complete, Nos. 207d, 446c, 82455, 82502, 91062, 92619, 92686 and 92687 for 47K1 Machine (Obsolete)
92621	—	Feed Bar for 47K1 and 47K3 Machines (Obsolete)
92623	424	Feed Bar Retaining Spring Hook
92624	426	Feed Dog for 47K1 Machine (Obsolete)
92625	—	Feed Dog for 47K1 Machine (Obsolete)
92626	414	Feed Forked Connection
92627	412	Feed Lifting Rock Shaft with RR44 for 92628
92628	—	Feed Lifting Rock Shaft 92627 with 92629 ...
92629	425	Feed Lifting Rock Shaft Crank with RR46 and 453c for 92628
92631	422	Feed Lifting Rock Shaft Raising Cam with 446c
92632	412	Feed Rock Shaft for 92633
92633	—	Feed Rock Shaft 92632 with 92634 ...
92634	423	Feed Rock Shaft Crank with 453c for 92633
92635	420	Guide for 47K1 Machine (Obsolete)
92636	2157	Guide

No.	Plate	
92638	417	Needle Bar Connection with two 446c ...
92639	417	Needle Bar Connection Link with SS44c ...
92640	414	Needle Bar Connecting Link Guide ...
92641	414	Needle Bar Frame
92642	417	Needle Clamp with 156c
92643	420	Oscillating Shuttle Shaft
92644	—	Oscillating Shuttle Shaft Crank for 92645 ...
92645	418	Oscillating Shuttle Shaft Crank 92644 with 446c, 1519e and 92648
92646	424	Oscillating Shuttle Shaft Crank Pin ...
92646	424	Oscillating Shuttle Driving Shaft Pin ...
92646	424	Top Feed Cam Side Shaft Crank Pin ...
92647	418	Oscillating Shuttle Shaft Crank Slide Block for 92648
92648	418	Oscillating Shuttle Shaft Crank Slide Block, complete, Nos. 190d, SS247c, 5968 and 92647 for 92645
92649	423	Oscillating Shuttle Driving Shaft
92650	417	Oscillating Shuttle Driving Shaft Fork with 446c
92651	419	Presser Bar (flat) for 47K1 and 47K5 Machines
92654	426	Presser Bar Spring Bracket with 1285c for 47K1 and 47K5 Machines
92655	425	Presser Bar Lifter for 47K1 and 47K3 ...
92656	424	Presser Bar Lifter Stop Pin ...
92657	—	Presser Foot Bracket for 92659, 92661 and 92666 (Obsolete)
92658	—	Presser Foot Sole (serrated) for 92659 (Obsolete)
92659	426	Presser Foot (serrated, one long and one short toe), complete, Nos. 92606, 92657 and 92658 for 47K1 Machine (Obsolete)
92660	—	Presser Foot Sole (serrated) for 92661 (Obsolete)
92661	427	Presser Foot (serrated, two long toes), com- plete, Nos. 92606, 92657 and 92660 for 47K1 Machine ... (Obsolete)
92662	—	Presser Foot Bracket for 92664, 92668, 92826 and 92828
92663	—	Presser Foot Sole (serrated) for 92664 ...
92664	427	Presser Foot (serrated, two short toes), complete, Nos. 92606, 92662 and 92663 for 47K1 Machine
92665	426	Presser Foot Sole (plain) for 92666 (Obsolete)
92652	—	Guide Thumb Screw Washer ...

10/39

Can. ver 2022

MAY 1939

MAY 1939

No.	Plate	
92666	426	Presser Foot (plain, two long toes), complete, Nos. 92606, 92657 and 92665 for 47K1 Machine ... (Obsolete)
92667	—	Presser Foot Sole (plain) for 92668 ...
92668	427	Presser Foot (plain, two short toes), complete, Nos. 92606, 92662 and 92667 for 47K1 Machine ... (Obsolete)
92669	421	Shuttle Bobbin for 92676 and 92823 ...
92670	421	Shuttle Cylinder for 92676 (Obsolete)
92671	421	Shuttle Cylinder Bobbin Pin for 92676 and 92823 ... (Obsolete)
92672	421	Shuttle Frame Hinge Pin for 92676 (Obsolete)
92673	421	Shuttle Cylinder Latch Spring for 92676 and 92823 ... (Obsolete)
92674	421	Shuttle Frame for 92676 (Obsolete)
92675	429	Shuttle Tension Spring for 92676 and 92823
92676	421	Shuttle (cylinder), complete, Nos. SS103c, 207d and 92669 to 92675 for 47K1 and 47K3 Machines ... (Obsolete)
92677 ✓	422	Shuttle Driver ... (Obsolete)
92678 ✓	424	Shuttle Driver Pin ... (Obsolete)
92679	413	Shuttle Slide ... (Obsolete)
92680	415	Shuttle Race with 92682 and 92683 for 92685 (Obsolete)
92681	415	Shuttle Race Cap for 92685 (Obsolete)
92682	424	Shuttle Race Position Pin for 92680, 92739 and 92785 ... (Obsolete)
92683	424	Shuttle Race Retaining Spring Hook for 92680 ... (Obsolete)
92684	429	Shuttle Race Loop Spreader for 92685 (Obsolete)
92685	—	Shuttle Race (adjustable), complete, Nos. 401f, 92680, 92681, 92684 and four SS45c for 47K1 Machine ... (Obsolete)
92686	426	Thread Controller for 92620 and 92733 (Obsolete)
92687	—	Thread Retainer, complete, Nos. 412e, 1560d, 82445 and two 89363 for 92620, 92733 and 92802 ... (Obsolete)
92688	—	Thread Take-up Cam with 446c for 47K1 and 47K3 Machines ... (Obsolete)
92689	—	Thread Take-up Lever for 92690 (Obsolete)
92690	424	Thread Take-up Lever 92689 with R/R24 and 1519e for 47K1 and 47K3 Machines (Obsolete)
92691	—	Throat Plate for 92693 ... (Obsolete)
92692	423	Throat Plate Needle Plate for 92693 (Obsolete)

No.	Plate	
92693	413	Throat Plate, complete, Nos. 92691, 92692 and two 207d for 92624, for 47K1 Machine (Obsolete)
92694	428	Throat Plate for 92696, 92698, 92700 and 92833
92695	428	Throat Plate Needle Plate for 92696 ...
92696	428	Throat Plate, complete, Nos. 914d, 92694 and 92695 for 92798, for 47K1 Machine ...
92697	—	Throat Plate Needle Plate (fine needle hole) for 92698
92698	—	Throat Plate, complete, for Fine Overseaming Stitching, Nos. 914d, 92694 and 92697 for 92798, for 47K1 Machine
92699	—	Throat Plate Needle Plate (for straight stitching) for 92700
92700	—	Throat Plate, complete, for straight stitching, Nos. 914d, 92694 and 92699 for 92798, for 47K1 Machine
92701	419	Top Feed Cam with two 446c
92702	—	Top Feed Cam Lever Quadrant for 92703 ...
92703	420	Top Feed Cam Lever Quadrant 92702 with RR23, 85325, 92705 and two 207d ...
92704	424	Feed Bar Retaining Spring
92705	424	Top Feed Cam Lever Quadrant Roller Pin for 92703
92706	419	Top Feed Cam Lever Quadrant Shaft ...
92707	419	Top Feed Cam Lever Quadrant Shaft Collar with 453c
92708	419	Top Feed Cam Pitman
92709	412	Top Feed Cam Side Shaft for 92710 ...
92710	—	Top Feed Cam Side Shaft 92709 with 92711 <i>for 47K1 and 47K5</i>
92711	420	Top Feed Cam Side Shaft Crank with 453c <i>10/39</i> for 92710 <i>and 92847</i> <i>10/39</i>
92712	424	Top Feed Cam Side Shaft Joint for 47K1 and 47K5 Machines
92713	424	Top Feed Cam Side Shaft Joint Cap ...
92714	424	Top Feed Cam Side Shaft Joint Nut Washer
92715	415	Upright Shaft
92716	418	Upright Shaft Bevel Pinion with 453c ...
92718	413	Upright Shaft Bracket
92719	422	Upright Shaft Crank Disc with 446c for 47K1 and 47K3 Machines
92720	419	Vibrating Presser Bar Cam with 446c ...
92721	—	Vibrating Presser Bar Cam Lubricator (felt)
92722	415	Vibrating Presser Bar Lever for 92723 ...
92723	—	Vibrating Presser Bar Lever, complete, Nos. 7d, 8589, 92722, 92724 to 92726 and 92817

No.	Plate	
92724	424	Vibrating Presser Bar Lever Plunger 92783 with RR45 and 92727 for 92723 ...
92725	424	Vibrating Presser Bar Lever Plunger Hinge Pin for 92723 ...
92726	—	Vibrating Presser Bar Lever Plunger Oil Lubricator (felt) for 92723 ...
92727	424	Vibrating Presser Bar Lever Plunger Roller Pin for 92724 ...
92728	—	Feed Cam with 446c for 92729 (Obsolete)
92729	418	Feed Cam 92728 with 8589 for 47K3 Machine (Obsolete)
92730	418	Feed Cam Clutch Collar with 453c for 47K3 Machine ... (Obsolete)
92731	—	Feed Dog for 47K3 Machine (Obsolete)
92732	—	Face Plate for 92733 ... (Obsolete)
92733	—	Face Plate, complete, Nos. 207d, 446c, 82455, 82502, 91062, 92686, 92687 and 92732 for 47K3 Machine ... (Obsolete)
92734	429	Presser Bar (flat) for 47K3 Machine ...
92735	429	Presser Bar Spring Bracket with 446c for 47K3 Machine ...
92736	429	Presser Foot (for plain eyeletting) for 47K3 Machine ...
92737	429	Presser Foot (for metal ring eyeletting) for 47K3 Machine ...
92738	430	Presser Foot (serrated) for 47K3 Machine ...
92739	2158	Shuttle Race with 92682 and two 7958 for 92741 ...
92740	2158	Shuttle Race Cap for 92741 ...
92741	—	Shuttle Race (Adjustable), complete, Nos. 32d, 401f, 92739, 92740, 92787 and 92788 for 47K3 Machine ...
92742	430	Throat Plate for 92744, 92746, 92750, 92753 and 92756 ...
92743	430	Throat Plate Needle Plate with 92758 for 92744 ...
92744	—	Throat Plate for $\frac{1}{4}$ " Grommet, complete, Nos. 92742, 92743 and two 207d for 47K3 Machine ...
92745	—	Throat Plate Needle Plate Spur, $\frac{3}{8}$ " for 92764
92746	430	Throat Plate for $\frac{3}{8}$ " Grommet, complete, Nos. 92742, 92764 and two 207d, for 47K3 Machine ...
92747	—	Throat Plate Needle Plate for 92748, 92751 and 92754 ...
92748	430	Throat Plate Needle Plate 92747 with 202c and 92749 for 92750 ...

No.	Plate	
92749	—	Throat Plate Needle Plate Spur, $\frac{1}{2}$ " for 92748
92750	—	Throat Plate for $\frac{1}{2}$ " Grommet, complete, Nos. 92742, 92748 and two 207d for 47K3 Machine
92751	—	Throat Plate Needle Plate 92747 with 202c and 92752 for 92753
92752	429	Throat Plate Needle Plate Spur, $\frac{5}{8}$ " for 92751
92753	—	Throat Plate for $\frac{5}{8}$ " Grommet, complete, Nos. 92742, 92751 and two 207d for 47K3 Machine
92754	—	Throat Plate Needle Plate 92747 with 202c and 92755 for 92756
92755	429	Throat Plate Needle Plate Spur, $\frac{3}{4}$ " for 92754
92756	—	Throat Plate for $\frac{3}{4}$ " Grommet, complete, Nos. 92742, 92754 and two 207d for 47K3 Machine
92757	429	Top Feed Cam Side Shaft Joint for 47K3 Machine
92758	—	Throat Plate Needle Plate Spur, $\frac{1}{4}$ " for 92743
92760	—	Arm Shaft for 47K1 Machine (Obsolete)
92761	425	Arm Shaft Driving Pinion with 454c for 47K1 Machine (Obsolete)
92762	420	Oscillating Shuttle Shaft Crank with 1801 for 47K1 Machine (Obsolete)
92764	430	Throat Plate Needle Plate with 92745 for 92746
92765	—	Upright Shaft Bracket for 47K1 Machine (Obsolete)
92766	424	Upright Shaft Bracket Bevel Pinion with 453c for 47K1 Machine (Obsolete)
92767	2159	Bobbin Winder Frame for 92771
92768	2157	Bobbin Winder Frame Clamping Screw Button for 92771
92769	2159	Bobbin Winder Spindle for 92771
92770	2157	Bobbin Winder Spindle Pulley for 92771
92771	412	Bobbin Winder (hand), complete, Nos. SS80c, SS81d, 80025, 92767 to 92770, 92780 and 92841
92773	431	Driving Attachment Balance Wheel Friction Pulley (two-speed) with 446c and 92774 for 92778
92774	431	Driving Attachment Balance Wheel Friction Pulley Centre Bearing for 92773
92775	—	Driving Attachment Balance Wheel Friction Pulley Ring (leather) for 92800
92776	431	Driving Attachment Lever with 91306 and 91308 for 92777

No.	Plate	
92777	—	Driving Attachment Lever, complete, Nos. NN28e, SS38c, 161c, 427c, 693d, 1508e, 91302, 91303, 91307 and 92776 for 92778
92778	—	Driving Attachment, complete, Nos. 84275, 91323, 92773, 92777 and 92800 ...
92779	2159	Bobbin Winder Driving Wheel for 92841 ...
92780	—	Bobbin Winder Driving Wheel Belt, 26 $\frac{1}{4}$ " long, with 25027 for 92771 ...
92781	415	Presser Bar (round) for 47K3 Machine ...
92782	421	Shuttle Tension Spring for 47K1 Machine (Obsolete)
92783	—	Vibrating Presser Bar Lever Plunger for 92724 ...
92784	423	Thread Retainer Bracket for 47K1 Machine (Obsolete)
92785	416	Shuttle Race with 92682 and two 7958 for 92789 and 92830 ...
92786	416	Shuttle Race Cap for 92789 and 92830 ...
92787	416	Shuttle Race Cap Spring for 92741, 92789 and 92830 ...
92788	416	Shuttle Race Loop Spreader for 92741 and 92789 ...
92789	—	Shuttle Race (adjustable), complete, Nos. 32d, 401f and 92785 to 92788 for 47K1 Machine ...
*92790	—	Arm with 446c, 15404, 82549, 92792 and two 15405 ...
92791	412	Arm Shaft ... (Obsolete)
92792	624	Arm Shaft Bushing (back) for 92790 ...
92793	624	Arm Shaft Bushing (front) (Obsolete)
92794	418	Arm Shaft Driving Pinion with 454c ...
92795	412	Balance Wheel (two-speed) with two 434c —(for use with Steam Power)— ... MAY 1939
92796	—	Balance Wheel (heavy) with two 434c (for use on Stand or Foot Power) ...
92797	414	Feed Bar ...
92798	428	Feed Dog for 47K1 and 47K5 Machines (stitcher pinion) ... MAY 1939
92799	430	Feed Dog for 47K3 Machine ...
92800	431	Driving Attachment Balance Wheel (10" diam.) with SS432c, 434c and 92775 for 92778 ...
92802	—	Face Plate, complete, Nos. 448c, SS601d, 82448, 82450, 82455, 92687, 92806, 92810 to 92812, 92820 and two 207d ...
92803	624	Thread Take-up Lever 92813 with RR24, SS328c, 1519e and 92814 (Obsolete)

92801 DRIPPAN 10/44

No.	Plate	
92804	—	Tension Release, complete, Nos. 159e, 92815, 92816, two each 176d and 82462 ...
92805	—	Thread Take-up Cam with two 446c for 47K1 and 47K3 Machines ... (Obsolete)
92806	720	Face Plate for 92802 ...
92807	—	Thread Controller Lever for 92810 ...
92808	—	Thread Controller Lever Wheel for 92810 ...
92809	—	Thread Controller Lever Wheel Pin for 92810
92810	624	Thread Controller Lever, complete, Nos. 92808, 92809 and two 92807 for 92802 ...
92811	624	Thread Controller Stud for 92802 ...
92812	624	Thread Controller Spring for 92802 ...
92813	—	Thread Take-up Lever for 92803 (Obsolete)
92814	624	Thread Take-up Lever Roller for 92803 and 92838 ...
✓ 92815	624	Tension Release Bracket for 92804 ...
92816	624	Tension Release Lever for 92804 ...
92817	424	Vibrating Presser Bar Lever Piston Joint for 92723 ...
92818	2158	Presser Bar (round) for 47K1 and 47K5 Machines ...
92819	426	Top Feed Cam Pitman Hinge Quadrant Bolt
92820	2157	Thread Controller Regulator for 92802 ...
92821	2156	Shuttle Cylinder for 92823 ...
92822	2156	Shuttle Frame for 92823 ...
92823	2156	Shuttle (cylinder), complete, Nos. SS103c, 207d, 8777, 92669, 92671, 92673, 92675, 92821 and 92822 ...
92824	—	Presser Foot Adjusting Plate for 92826 and 92828 ...
92825	—	Presser Foot Sole (serrated) for 92826 ...
92826	1011	Presser Foot (serrated, two short toes), complete, Nos. 237f, 92606, 92662, 92824 and 92825 for 47K5 Machine ...
92827	—	Presser Foot Sole (plain) for 92828 ...
92828	1011	Presser Foot (plain, two short toes), complete, Nos. 237f, 92606, 92662, 92824 and 92827 for 47K5 Machine ...
92829	1011	Shuttle Race Loop Spreader for 92830 ...
92830	—	Shuttle Race (adjustable), complete, Nos. 32d, 401f, 92785 to 92787 and 92829 for 47K5 Machine ...
92831	1011	Thread Take-up Cam with two 446c for 47K5 Machine ... (Obsolete)
92832	1011	Throat Plate Needle Plate for 92833 ...
92833	—	Throat Plate, complete, Nos. 914d, 92694 and 92832 for 92798, for 47K5 Machine ...

No.	Plate	
92834	1011	Upright Shaft Crank Disc with 446c for 47K5 Machine
92835	—	Arm Shaft
92836	425	Thread Take-up Cam with two 446c for 47K1 and 47K3 Machines (Obsolete)
92837	2157	Thread Take-up Lever for 92838
92838	—	Thread Take-up Lever 92837 with RR24, SS328c, 1519e and 92814
92839	2158	Thread Take-up Cam with two 446c for 47K1 and 47K3 Machines
92840	2158	Thread Take-up Cam with two 446c for 47K5 Machine
92841	—	Bobbin Winder Driving Wheel 92779 with 80023 and 94012 for 92771
92842	—	Cam Bevel Gear 33949 with SS577c
92843	—	Cam Bevel Gear Quadrant, with RR43, two each 207c and 85325, for 47K5 Machine
92844	—	Feed Dog (10 teeth per inch) for 47K5 Machine
92845	—	Presser Bar Lifter for 47K5 Machine
92846	—	Top Feed Cam Side Shaft for 92847
92847	—	Top Feed Cam Side Shaft 92846, with 92711, for 47K3 Machine

OCT 1939

No.	Plate	Bobbin	Winder	Driving	Wheel	Handle
94012	2161	Spindle for 92841				
			

No.	Plate		
120342	1600	Oiler	(Accessories)
120378	2161	Screw Driver (Shuttle Tension)	(Accessories)

MAY 1939

150203	—	Thread Unwinder Spool Rest Cushion (felt) for 225260
200383c	—	Thread Unwinder Spool Rest Rod Set Screw for 202490
201018c	—	Thread Unwinder Spool Rest Set Screw for 225259
201696j	—	Thread Unwinder Thread Guide Lock Nut for 225260
202490	2212	Thread Unwinder Spool Stand with 200383c for 225260
225259	2212	Thread Unwinder Spool Rest with 201018c for 225260
225260	2212	Thread Unwinder (for one spool of thread) complete, Nos. 150203, 201696j, 202490, 225259, 225324, 225326, 225388, 225391 and three wood screws $\frac{7}{8}$ " No. 12 ...
225322	—	Thread Unwinder Thread Guide Rod Washer for 225324
225324	2212	Thread Unwinder Thread Guide Rod with 208e and 225322, for 225260
225326	—	Thread Unwinder Thread Guide Position Cup for 225260
225388	2212	Thread Unwinder Spool Rest Rod for 225260
225390	—	Thread Unwinder Thread Cone Holder, for inverted cones
225391	2212	Thread Unwinder Thread Guide for 225260

12/46



