



PARTS BOOK

SPS/D-B1201 Series

Electronically Controlled
Bartacking Machine
(Direct Drive Type)

PME-130624

SunStar CO., LTD.

Information

A. Parts Book 구성 Structure of Part Book

①

A Arm, Bed & Machine Body Mechanism
압, 베드 및 외장틀 관계

②

③

④ ⑤ ⑥ ⑦ ⑧ ⑨

SunStar

Ref. No.	Parts No.	Name	Name of Parts	Unit	Q'ty	Assembly
A01	01-030C-001	Arm	압	개	1	
A02	01-030C-002	Bed	베드	개	1	
A03	01-030C-003	Plate Base	판	개	1	
A04	01-030C-004	Plate Base Upper	판 상부	개	1	
A05	01-030C-005	Support Leg Ap. Plate Base	지지 다리 판	개	2	
A06	01-030C-006	Feeder Drive	레코 스프링	개	1	
A07	01-030C-007	Pressure Control Lever	압력 조절 레버	개	1	
A08	01-030C-008	Support Arm	지지 팔	개	1	
A09	01-030C-009	Bed Cover (Front)	베드 커버 (전면)	개	1	
A10	01-030C-010	Bed Cover (Rear)	베드 커버 (후면)	개	1	
A11	01-030C-011	Motor	모터	개	1	
A12	01-030C-012	Bed Support	베드 지지대	개	1	
A13	01-030C-013	Bed Cover (Front)	베드 커버 (전면)	개	1	
A14	01-030C-014	Stitch Regulator	스티치 조절기	개	1	
A15	01-030C-015	Pressure Control with Press Plate	압력 조절기	개	1	
A16	01-030C-016	Pressure Control	압력 조절기	개	1	
A17	01-030C-017	Press Plate	압력 판	개	1	
A18	01-030C-018	Arm Press (Left Assy)	압력판 (좌측)	개	1	
A19	01-030C-019	Arm Press (Right Assy)	압력판 (우측)	개	1	
A20	01-030C-020	Stitch Regulator	스티치 조절기	개	1	
A21	01-030C-021	Stitch Regulator	스티치 조절기	개	1	
A22	01-030C-022	Stitch Regulator	스티치 조절기	개	1	
A23	01-030C-023	Stitch Regulator	스티치 조절기	개	1	
A24	01-030C-024	Stitch Regulator	스티치 조절기	개	1	
A25	01-030C-025	Stitch Regulator	스티치 조절기	개	1	
A26	01-030C-026	Stitch Regulator	스티치 조절기	개	1	
A27	01-030C-027	Stitch Regulator	스티치 조절기	개	1	
A28	01-030C-028	Stitch Regulator	스티치 조절기	개	1	
A29	01-030C-029	Stitch Regulator	스티치 조절기	개	1	
A30	01-030C-030	Stitch Regulator	스티치 조절기	개	1	
A31	01-030C-031	Stitch Regulator	스티치 조절기	개	1	
A32	01-030C-032	Stitch Regulator	스티치 조절기	개	1	
A33	01-030C-033	Stitch Regulator	스티치 조절기	개	1	
A34	01-030C-034	Stitch Regulator	스티치 조절기	개	1	
A35	01-030C-035	Stitch Regulator	스티치 조절기	개	1	
A36	01-030C-036	Stitch Regulator	스티치 조절기	개	1	
A37	01-030C-037	Stitch Regulator	스티치 조절기	개	1	
A38	01-030C-038	Stitch Regulator	스티치 조절기	개	1	
A39	01-030C-039	Stitch Regulator	스티치 조절기	개	1	
A40	01-030C-040	Stitch Regulator	스티치 조절기	개	1	
A41	01-030C-041	Stitch Regulator	스티치 조절기	개	1	
A42	01-030C-042	Stitch Regulator	스티치 조절기	개	1	
A43	01-030C-043	Stitch Regulator	스티치 조절기	개	1	
A44	01-030C-044	Stitch Regulator	스티치 조절기	개	1	
A45	01-030C-045	Stitch Regulator	스티치 조절기	개	1	
A46	01-030C-046	Stitch Regulator	스티치 조절기	개	1	
A47	01-030C-047	Stitch Regulator	스티치 조절기	개	1	
A48	01-030C-048	Stitch Regulator	스티치 조절기	개	1	
A49	01-030C-049	Stitch Regulator	스티치 조절기	개	1	
A50	01-030C-050	Stitch Regulator	스티치 조절기	개	1	

Note: M: Heavy Material, H: Heavy Material, L: Light Material, P: Plastic, R: Resin, S: Steel, SS: Stainless Steel, T: Titanium, U: Unfinished, V: Vacuum, W: Wax, X: X-ray, Y: Yarn, Z: Zinc

- ①: 관계 별 고유 코드
Unique code by mechanism
- ②: 관계 별 고유 명칭
Unique name by mechanism
- ③: 관계도
Explode view
- ④ Ref.No.: 파트별 고유 식별 번호
Unique identification number by part
- ⑤ Parts No.: 고유 제품 코드
Unique Product code

- ⑥ Note: 공지사항 표기 및 메모
Refers to notice and memo
- ⑦ 품 명: 파트의 고유 품명
Name of Part: Unique name of parts
- ⑧ Q'ty: 파트의 수량
The number of parts
- ⑨ Assembly no.: 조(組) 파트의 식별 번호
Unique identification number by set part

Ex)

구분 Category	Code	비고 remarks
구 부품 Old part	01-030C-1230	
신 부품 New Part	AS-000000-00	조(組) 파트 Set parts
	GP-000000-00	기구적 파트 Instrumental parts
	EP-000000-00	전기적 파트 Electrical parts

Warning

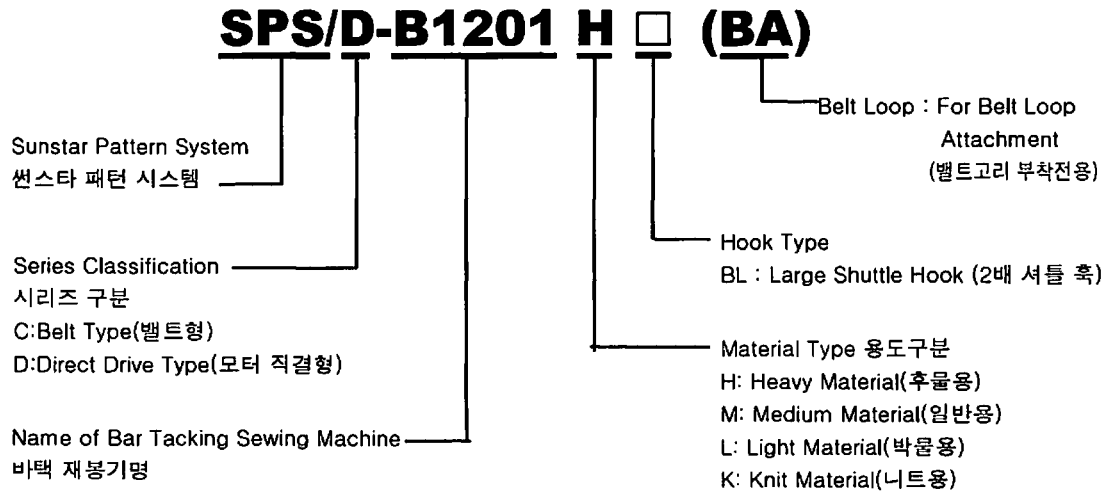
1. 조에 속한 파트는 개별 조립 시 제품의 파손 또는 재봉 불량 발생될 수 있어 해당 파트에 대한 주문 시에는 조 품목으로만 구입이 가능합니다.
 2. 본 책자는 Parts Book으로 제작되었으므로 매뉴얼로 사용 불가합니다.
 3. 사전 예고 없이 사양이 변경 될 수도 있습니다.
-
1. The parts classified as ass'y items may cause damage to the machine or bad sewing when they are separately assembled. Hence, when they are ordered, they can be purchased as ass'y items only.
 2. This is a parts book. It cannot be used as a manual.
 3. Parts are Subject to change in Design Without Prior Notice.

Note

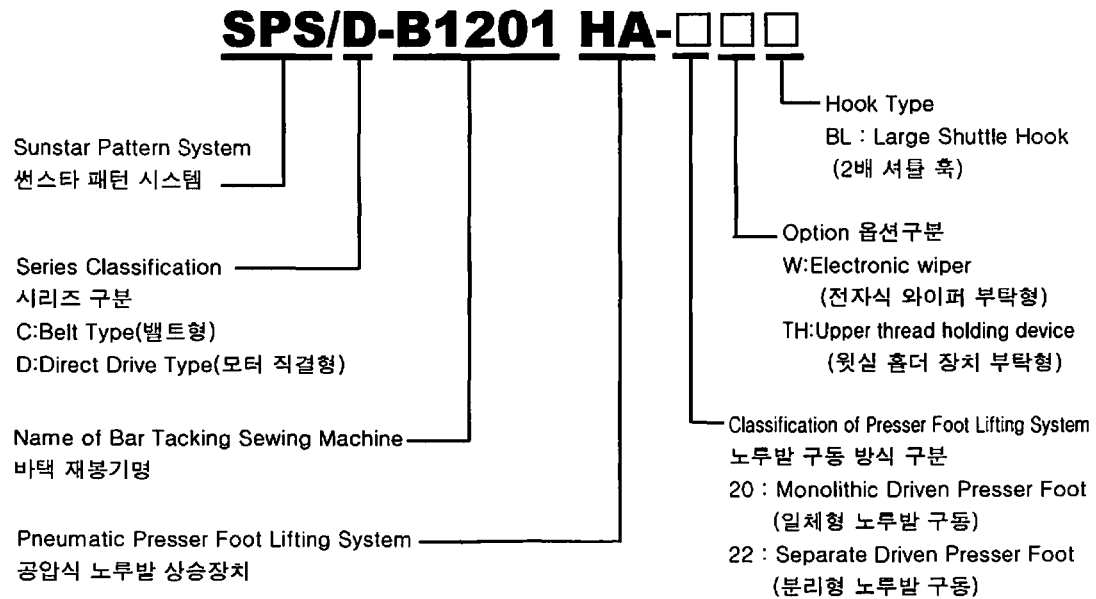
- 썬스타 제품의 부품은 아래 인터넷주소로 접속하시어 신청할 수 있습니다.
<http://www.sunstarcs.com>
 - 가입된 회원께서는 썬스타 포탈 사이트에 로그인후 필요한 부품을 신청할 수 있습니다.
 - 부품관리-발주관리-발주등록 항목에서 부품번호와 신청수량을 입력하여 등록하시면 발주가 됩니다.
 - 부품번호를 모르시는 경우 파트북 조회를 클릭하시고 사용하는 기종을 검색하여 선택하시면 해당 기종의 파트북을 조회할 수 있습니다.
 - 파트북은 관계별로 구분되어 있으며 관계를 알고 있다면 부품 찾기가 용이합니다.
-
- You can make an order for the parts of Sunstar machine to connect internet address.
<http://www.sunstarcs.com>
 - You can request for parts you want after login if you are a registered member.
 - In parts Management - Order Management - Order Registration entry, you can place an order by entering the part number and quantity.
 - If you don't know the parts number, click the parts book menu bar.
In a download list, you can read parts book by searching model you use.
 - This parts book is classified by the mechanism, therefore you can find part easily.

Models of bar tacking sewing machines / 바택 재봉기 기종 구분

1) With an electronic presser foot lifter / 전자식 노루발 상승 장치 부착형



2) With a pneumatic presser foot lifter / 공압식 노루발 상승 장치 부착형



CONTENTS

목 차

I. Machine Part 기구 파트

A	Arm, Bed & Machine Body Mechanism 암, 베드 및 외장품 관계	6
B	Upper Shaft Mechanism 상축 관계	10
C	Lower Shaft Mechanism 하축 관계	14
D	Presser Plate Mechanism 누름판 관계	16
E	Thread Release & Thread Tension Mechanism 실 늦추기 및 실 장력 조절 관계	18
F	Wiper Mechanism 와이퍼 관계	20
G	Thread Trimmer Mechanism 사절 관계	24
H	X-Y Mechanism X-Y 관계	26
I	Feed Mechanism 피이드 관계	30
J	Lubrication Mechanism 금유 관계	34
K	Table & Thread Stand Mechanism 테이블 및 실패꽃이 관계	36
K1	Table & Thread Stand Mechanism (SPS/D-B1201M(BA)) 테이블 및 실패꽃이 관계 (SPS/D-B1201(BA))	38
L	Accessories Mechanism 액세서리 관계	40

II. Control Part 전기 파트

M	Control Box Mechanism 컨트롤 박스 관계	42
N	Operation Unit Mechanism 오퍼레이션 유닛 관계	46
P	Cable Unit 케이블 관계	48

III. Pneumatic Part 공압 사양

Q	Feed Mechanism 피이드 관계	50
R	Thread Trimmer Mechanism 사질 관계	52
S	X-Y Mechanism X-Y 관계	54
T-1	Air Control Mechanism 에어 제어 관계	56
T-2	Air Control Mechanism (1) 에어 제어 관계 (1)	58
U-1	Wiper Mechanism (Option) 와이퍼 관계 (선택사양)	60
U-2	Upper Thread Holding Device (Option) 윗실 홀딩 장치 (선택사양)	62
V-2	Needle Cooler Device (Option) 니들쿨러 장치(선택사양)	64
W	SPS/D-B1201M(HP) 벤트홀 장치 관계(HP)	66
W1	SPS/D-B1201M(HP II) 벤트홀 장치 관계(HP II)	68
W2	SPS/D-B1201M(HE) 아일렛 버른홀 장치 관계(HE)	72

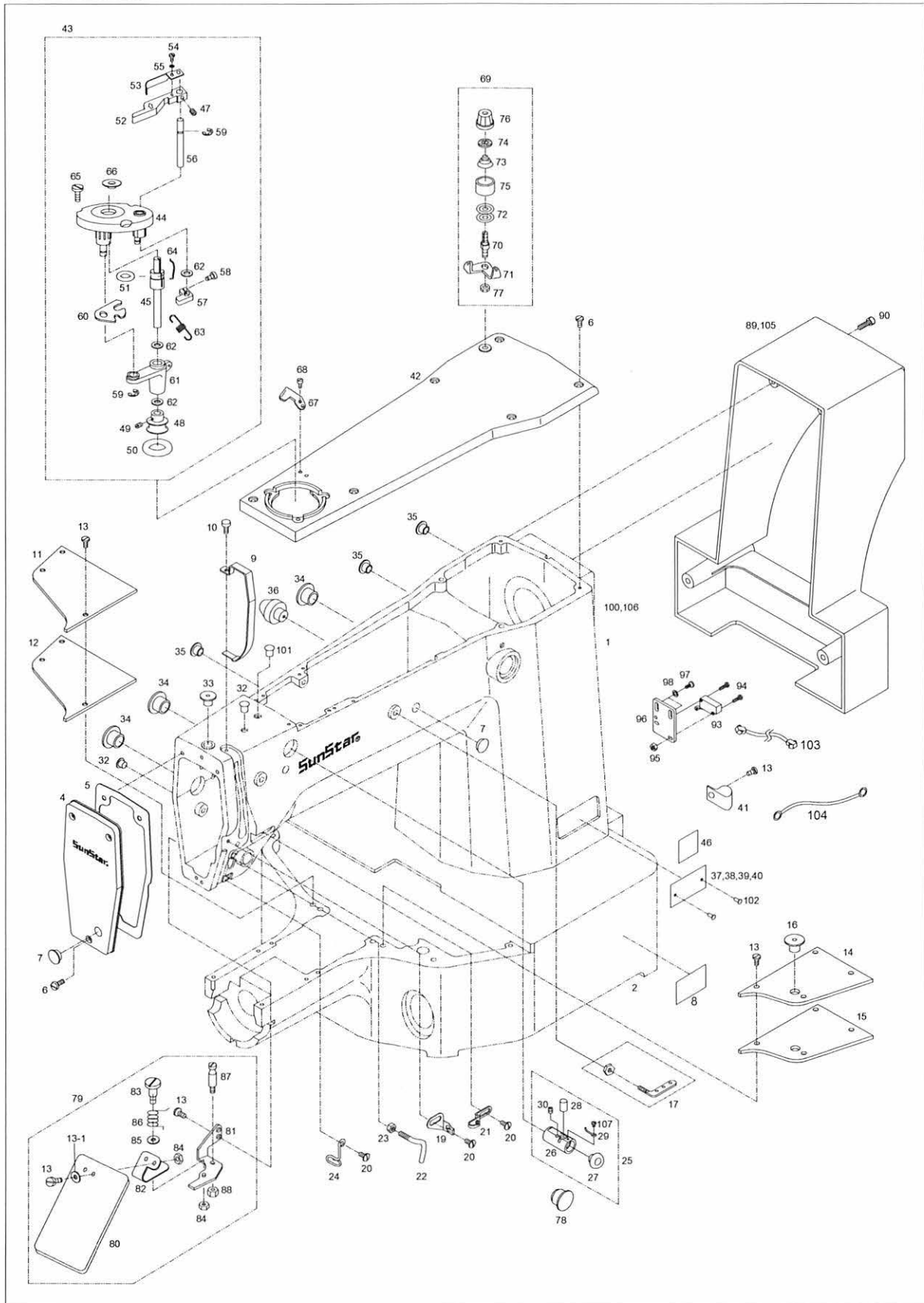
IV. Option Part 옵션 파트

X	Feed Mechanism (SPS/D-B1201M(BA)) 피이드 관계(SPS/D-B1201M(BA))	76
Y	Option Parts 옵션 관계	78
	Index 인덱스	80

A

Arm, Bed & Machine Body Mechanism

암, 베드 및 외장품 관계





Ref. No.	Parts No.	Note	Name of Parts	품 명	Q'ty	Applied Period
A-1	CAB-AA000404		Arm	아암	1	May.24.11
	CAB-AA000403		Arm	아암	1	Oct.18.10
	CAB-AA000402		Arm	아암	1	Jan.14.10
A-2	CAB-AB000403		Bed	베드	1	Jun.01.11
	CAB-AB000402		Bed	베드	1	May.17.11
	CAB-AB000401		Bed	베드	1	Sep.25.08
A-4	CMB-LA000700		Face Plate	면판	1	
A-5	CMB-FC000301		Face Plate Gasket	면판 가스켓	1	Mar.08.12
A-6	DSC-BF001000		Screw(11/64"n=40)	침나사	10	
A-7	DPK-CB000200		Rubber Cap For Face Plate	면판 고무마개	2	
A-8	CMB-LD000200		Caution Sticker	경고 스티커	1	
A-9	CMB-LA000800		Take-up Lever Cover	실채기 커버	1	
A-10	DSC-BJ000300		Screw(9/64"n=40)	톱카바나사(우)	1	
A-11	CMB-LB001600		Bed Cover(L)	베드 커버(좌)	1	
A-12	CMB-FC001000		Bed Cover Gasket(L)	베드 커버 가스켓(좌)	1	
A-13	DSC-BJ000200		Screw(11/64"n=40)	톱카바 힌지 고정나사	14	
A-13-1	DWS-AA000500		Washer	와셔	2	
A-14	CMB-LB001700		Bed Cover(R)	베드 커버(우)	1	
A-15	CMB-FC001100		Bed Cover Gasket(R)	베드 커버 가스켓(우)	1	
A-16	DPK-CB000500		Oil Tank Rubber Cap	오일 탱크 고무마개	1	
A-17	AMB-PS000800		Thread Guide with Three Holes	세구멍 실걸이(조)	1Set	
A-19	CMB-HK000101		Thread Guide(L)	면판 실걸이	1	Dec.19.11
A-20	DSC-BA000100		Screw(9/64"n=40)	침나사	3	
A-21	CMB-HK000501		Thread Guide(R)	양실걸이	1	Dec.19.11
A-22	CMB-HK001200		Arm Thread Guide Ass'y	아암 실안내 걸이(조)	1	
A-23	DSN-AA001100		Nut	너트	1	
A-24	CMB-HK000400		Thread Guide(L)	실안내(하)	1	
A-25	AMB-PS000200	H	Silicon Tank Ass'y	실리콘 급유 탱크(조)	1Set	
A-26	CMB-JB000100	H	Silicon Tank	실리콘 급유 탱크	1	
A-27	CMB-JJ000100	H	Silicon Oil Window	실리콘 유창	1	
A-28	CMB-JL000101	H	Silicon Felt	실리콘 급유 탱크 felt	1	
A-29	CMB-BH000100	H	Felt for Silicon Oil Supply	실리콘 급유 탱크 felt잡이	1	
A-30	DSC-CB000700	H	Screw(11/64"n=40)	침나사	1	
A-32	DPK-CB000801		Arm Upper Part Rubber Cap	아암 상부 고무 마개	3	Aug.22.11
A-33	DPK-CB000300		Needle Bar Rubber Cap	바늘대 고무 마개	1	
A-34	DPK-CB000100		Rubber Cap(L)	고무마개(대)	4	
A-35	DPK-CB000700		Rubber Cap(S)	고무마개(소)	7	
A-36	CMB-FD000100		Bed Rubber	베드 고무	1	
A-37	CMB-LD000600	H	Model Sticker(H)	모델 스티커-후물용	1	
A-38	GP-012918-00	M	Model Sticker(M)	모델 스티커-일반용	1	
A-39	GP-012902-00	L	Model Sticker(L)	모델 스티커-박물용	1	
A-40	GP-012903-00	K	Model Sticker(K)	모델 스티커-니트용	1	
A-41	PTC-AH000100		Cable Holder	케이블 홀더(5N)	2	
A-42	CMB-LA001900		Top Cover	윗뚜껑	1	
A-43	ABW-PS000301		Bobbin Winder Ass'y	실감기(조)	1Set	Oct.05.12
A-44	ABW-PS000201		Bobbin Winder Base Ass'y	실감기 베이스(조)	1	Feb.17.12
A-45	CBW-KZ000200		Bobbin Winder Shaft	실감기 구동축	1	Nov.28.08
A-46	GP-002958-00	BL Option	Sticker(BL)	2배 셔플 축 스티커	1	
A-47	PSC-CB000200		Screw(M4)	침나사	1	
A-48	CBW-CP000100		Bobbin Winder	실감기 작동 풀리	1	
A-49	DSC-CB000300		Screw(11/64"n=40)	침나사	2	
A-50	CBW-FA000100		Bobbin Winder Action Ring	실감기 작동링	1	
A-51	CBW-FA000200		Bobbin Winder Shaft Rubber Ring	실감기 구동축 고무링	1	
A-52	CBW-CM000100		Bobbin Winder Lever	실감기 레버	1	
A-53	CBW-BJ000200		Bobbin Winder Adjusting Plate	실감기 조정판	1	
A-54	DSC-BF001800		Screw(1/8"n=40)	뜸니 침나사	1	

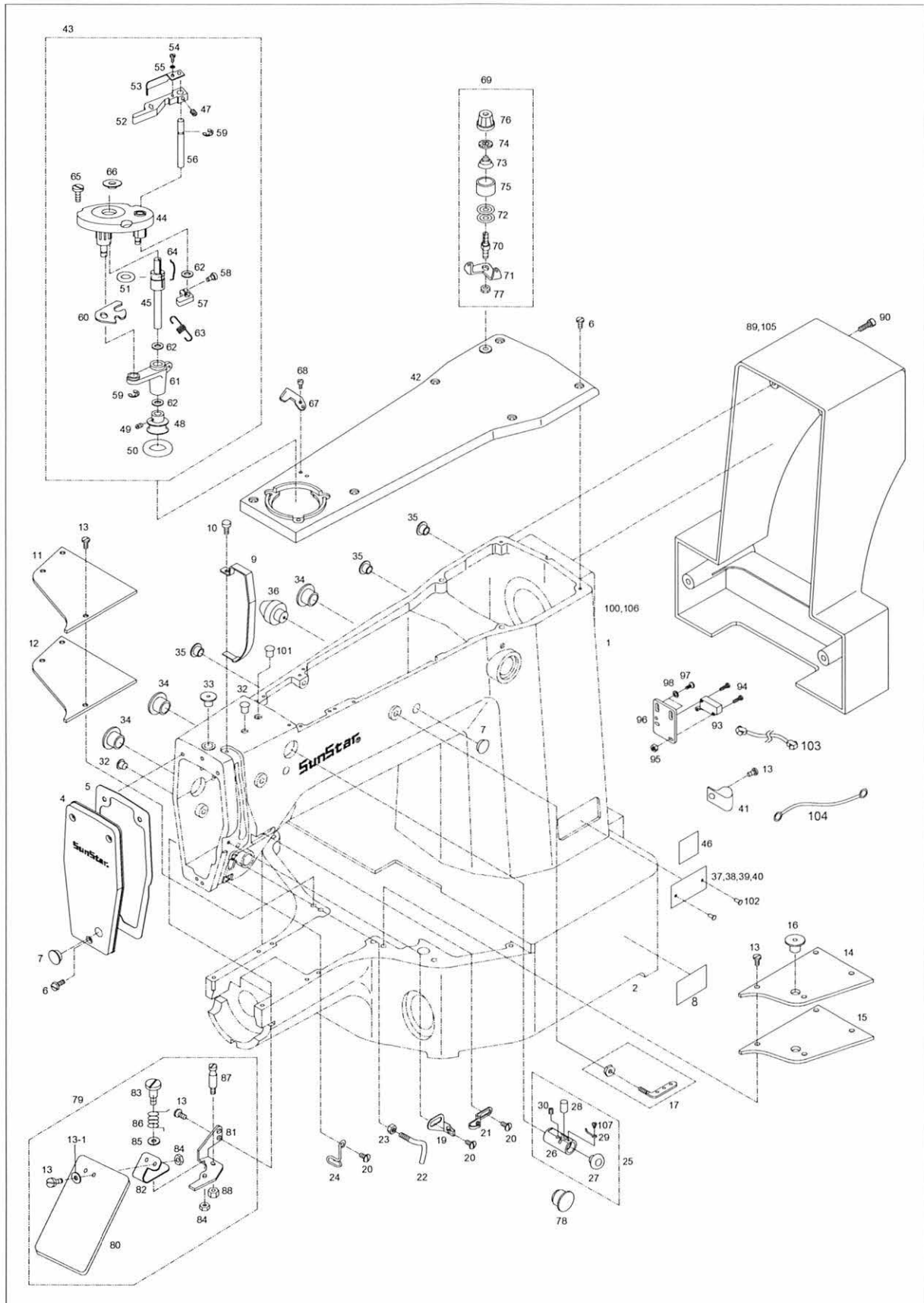
Note: H→ Heavy Material (후물용), M→Medium Material(일반용), HA→Pneumatic Heavy Material(공압식 후물용)

L→ Light Material (중량) From the library of Superior Sewing Machine & Supply LLC - www.supsew.com

A

Arm, Bed & Machine Body Mechanism

암, 베드 및 외장품 관계

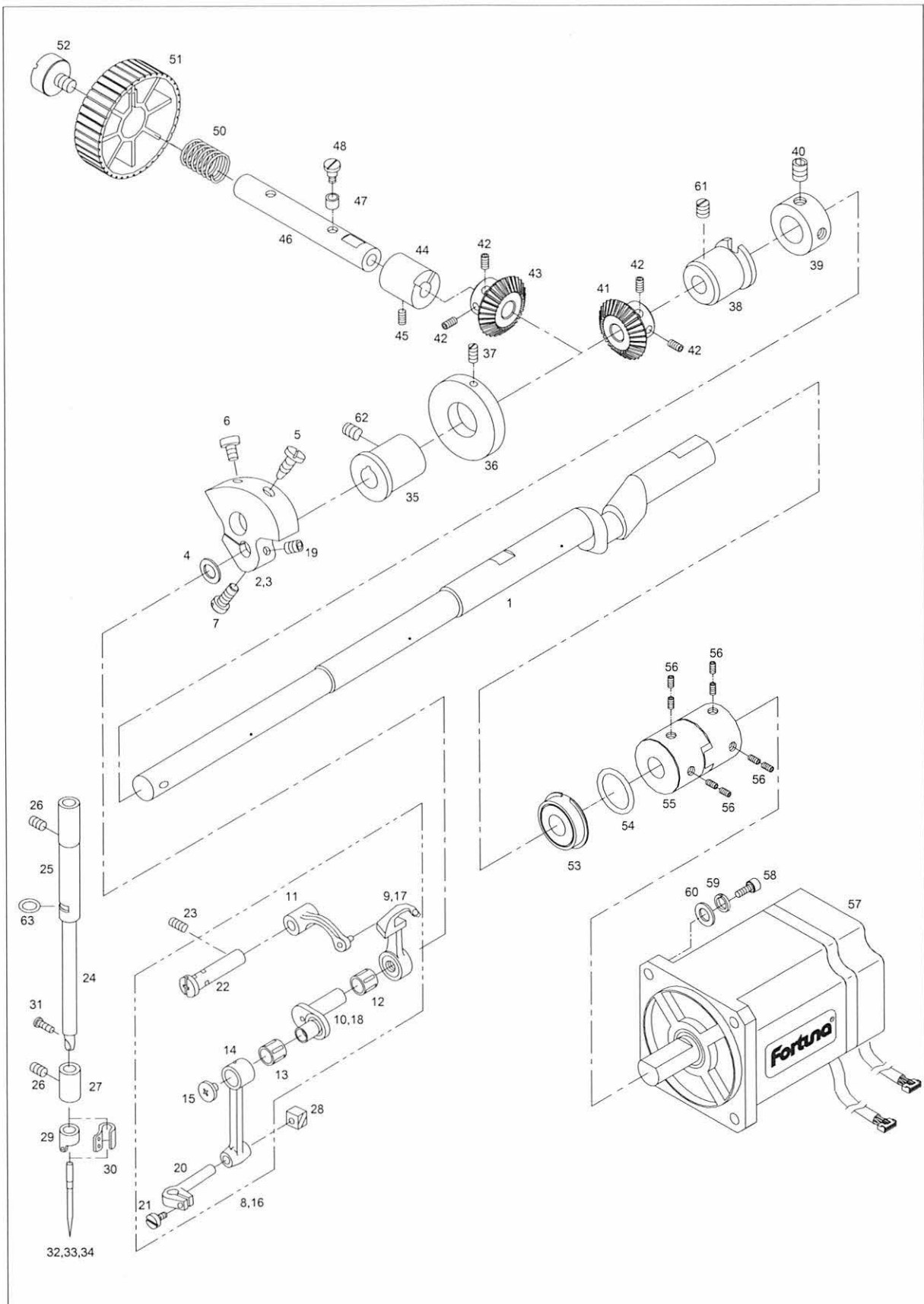


From the library of Superior Sewing Machine & Supply LLC - www.supsew.com

B

Upper Shaft Mechanism

상축 관계





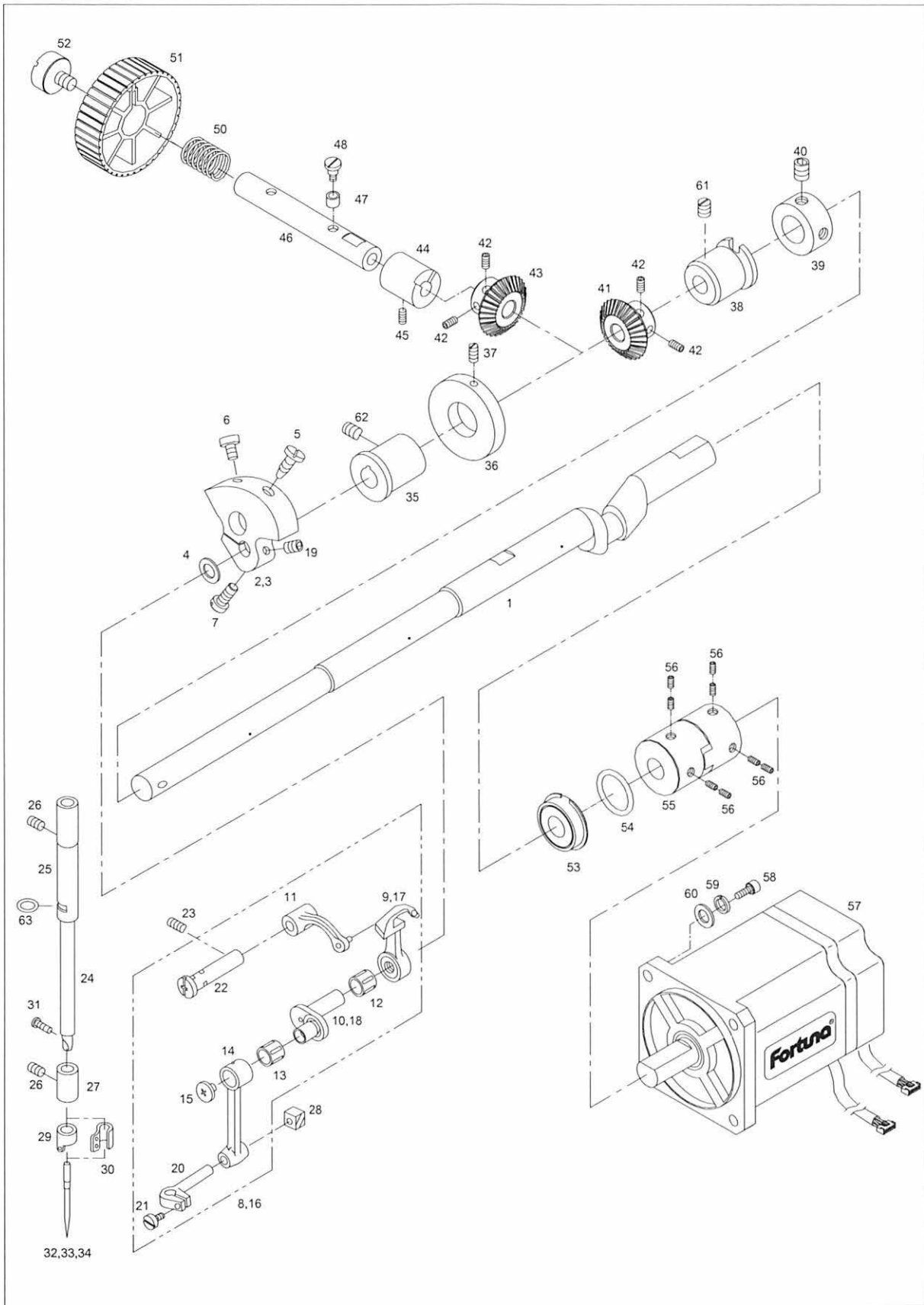
Ref. No.	Parts No.	Note	Name of Parts	품 명	Q'ty	Assembly
B-1	CUS-KG000200		Upper Shaft	상축	1	
B-2	CUS-DA000200	H, M	Link Cam	링크 캠	1	
B-3	CUS-DA000100	L, K	Link Cam(A)	링크 캠(A)	1	
B-4	DWS-AA000100		Link Cam Washer	링크 캠 와셔	1	
B-5	DSC-BJ000100		Screw(15/64"n=28)	침나사	1	
B-6	DSC-BF000800		Screw(9/32"n=28)	침나사	1	
B-7	DSC-BF000700		Screw(15/64"n=28)	침나사	1	
B-8	08S101P-306H	H, M	Thread Take-Up Lever Ass'y(H)	실채기(조)-후물용	1Set	
B-9	CTH-HJ000200	H, M	Thread Take-Up Lever(H)	실채기-후물용	1	
B-10	CTH-CJ000200	H, M	Needle Bar Crank(H)	바늘대 크랭크-후물용	1	
B-11	CTH-CB000200		Thread Take-Up Lever Crank	실채기 크랭크	1	
B-12	PBR-BA000600		Needle Bearing	실채기 니들 베어링(KT8123NC3)	1	
B-13	PBR-BA000600		Needle Bearing	실채기 니들 베어링(KT8123NC3)	1	
B-14	CTH-CC000100		Needle Bar Crank Rod	바늘대 크랭크 로드	1	
B-15	08S507S-123A		Screw	바늘대 C/R 원나사	1	
B-16	08S101S-306H	L, K	Thread Take-Up Lever Ass'y(L)	실채기(조)-박물용	1Set	
B-17	CTH-HJ000100	L, K	Thread Take-Up Lever(L)	실채기-박물용	1	
B-18	CTH-CJ000100	L, K	Needle Bar Crank(L)	바늘대 크랭크-박물용	1	
B-19	DSC-CB000500		Screw(15/64"n=28)	침나사	1	
B-20	CNB-BF000100		Needle Bar Holder	바늘대 잡이	1	
B-21	DSC-BF001500		Screw	바늘대 잡이나사	1	
B-22	DPN-AD000301		Thread Take-Up Pin	실채기 핀	1	Jun.18.12
B-23	DSC-CB000900		Screw(15/64"n=28)	캡 접촉 안내 고정나사	1	
B-24	CNB-KA000200		Needle Bar	바늘대	1	
B-25	DBS-DA000200		Needle Bar Bushing(U)	바늘대 상붓심	1	
B-26	DSC-CB000700		Screw(11/64"n=40)	캡 접촉 카라 고정나사	2	
B-27	DBS-DA000300		Needle Bar Bushing(L)	바늘대 하붓심	1	
B-28	CNB-CD000100		Needle Bar Guide Block	바늘대 안내 블록	1	
B-29	CNB-HK000200	H	Thread Guide For Needle Bar(H)	바늘대 실안내-후물용	1	
B-30	CNB-HK000300	M, L, K	Thread Guide For Needle Bar(M)	바늘대 실안내-일반용	1	
B-31	DSC-BF000100		Screw	침나사	1	
B-32	-	H	Needle(DP×17 #19)	바늘-후물용	1	
B-33	-	M	Needle(DP×5 #16 (#14))	바늘-일반용	1	
B-34	-	L, K	Needle(DP×5 #11)	바늘-박물용	1	
B-35	DBS-DB000100		Upper Shaft Bushing(F)	상축 전 붓심	1	
B-36	CUS-CF000100		Bobbin Winder Driving Wheel	실감기 구동 휠	1	
B-37	DSC-CB000100		Screw	동메스축 B/S 고정나사	2	
B-38	DBS-DB000200		Upper Shaft Bushing(M)	상축 중 붓심	1	
B-39	DCL-AA000100		Upper Shaft Collar	상축 카라	1	
B-40	DSC-CB000400		Screw(15/64" n=28)	사절캠 고정나사 A	2	
B-41	DGR-AC000100		Hand Pulley Gear "A"	핸드풀리 기어"A"	1	
B-42	DSC-CB000400		Screw	고정나사(1/4" n=40)	4	
B-43	DGR-AC000100		Hand Pulley Gear "A"	핸드풀리 기어"A"	1	
B-44	DBS-DA000401		Hand Pulley Bushing	핸드풀리 붓심	1	Apr.04.11
B-45	DSC-CB000500		Screw	고정나사(1/4" n=40)	1	
B-46	CHP-KZ000100		Hand Pulley Shaft	핸드풀리 축	1	
B-47	CHP-CL000100		Hand Pulley Roller	핸드풀리 로울러	1	
B-48	DSC-FA000200		Hand Pulley Roller Hinge Pin	핸드풀리 로울러 단나사	1	
B-50	DSP-AA000100		Hand Pulley Spring	핸드풀리 스프링	1	
B-51	CHP-CP000200		Hand Pulley	핸드풀리	1	
B-52	DSC-BF000200		Screw	핸드풀리 침나사	1	
B-53	PBR-AA000100		Upper Shaft Bearing (R)	상축후 베어링(6302ZZ NR)	1	
B-54	PPK-BA000100		Spacer O-Ring(P15)	스페이스 O링	1	
B-55	DCR-AD000100		Coupling	커플링	1	
B-56	PSC-CB000100		Screw	침나사(M6×1.0 L=8)	8	
B-57	SFAM-500-001		Main Motor	주축모터	1	
B-58	PSC-AC000100		Screw	침나사(M5×0.8 L=25)	4	

Note: H → Heavy Material(후물용), M → Medium Material(중간용)
L → Light Material(박물용), K → Knit Material(니트용)

B

Upper Shaft Mechanism

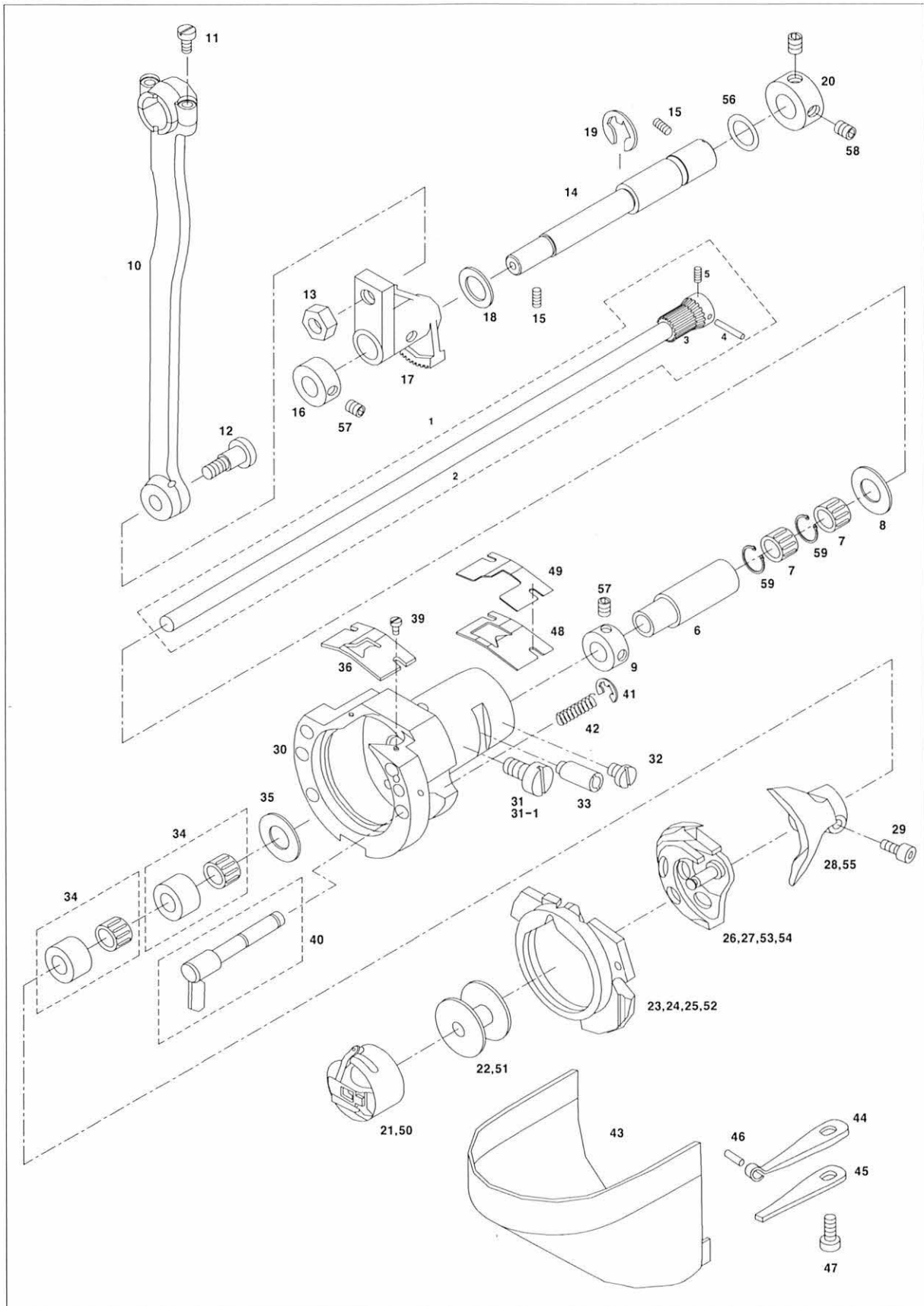
상축 관계



C

Lower Shaft Mechanism

하축 관계





Ref. No.	Parts No.	Note	Name of Parts	품 명	Q'ty	Applied
C-1	ALS-PS000200		Lower Shaft Ass'y	하축(조)	1Set	
C-2	CLS-KC000200		Lower Shaft	하축	1	
C-3	DGR-AA000100		Lower Shaft Gear	하축 기어	1	
C-4	PPN-AA000100		Pin	평행핀(φ3×L19.5)	1	
C-5	DSC-CB000600		Screw	침나사	1	
C-6	DBS-DA000700		Lower Shaft Rear Bushing	하축 후 붓심	1	
C-7	PBR-BA000400		Needle Bearing(KT101310)	니들 베어링	2	
C-8	DWS-AA000800		Thrust Washer	트러스트 와셔	1	
C-9	DCL-AA000400		Lower Shaft Collar	하축 카라	1	
C-10	07S111S-306H		Crank Rod	크랭크 로드	1	
C-11	DSC-BJ000400		Screw(11/64" n=40)	침나사	2	
C-12	DSC-FB000100		Crank Rod Hinge Screw	크랭크 로드 단나사	1	
C-13	DSN-AA000500		Nut(1/4"n=40)	너트	1	
C-14	CLS-KH000100		Oscillator Shaft	오실레이터 축	1	
C-15	DSC-CB000500		Screw(15/64"n=28)	침나사	2	
C-16	DCL-AA000200		Oscillator Shaft Collar(L)	오실레이터 축 카라(좌)	1	
C-17	DGR-AA000200		Oscillator	요동축 기어	1	Mar.06.09
C-18	DWS-AA000700		Washer	와셔	1	
C-19	PSR-AC000100		E-Ring	E-링(호칭경 9)	1	
C-20	DCL-AA000301		Oscillator Shaft Collar(R)	오실레이터 축 카라(우)	1	May.22.12
C-21	CHK-HC000200		Bobbin Case Ass'y	보빈 케이스(조)	1Set	
C-22	CHK-HB000200		Bobbin	보빈	1	
C-23	CHK-HQ000200	H	Shuttle Race Ring(H)	셔틀 레이스 링-후물용	1	
C-24	CHK-HQ000300	M	Shuttle Race Ring(M)	셔틀 레이스 링-일반용	1	
C-25	07-023A-120L	L, K	Shuttle Race Ring(L)	셔틀 레이스 링-박물용	1	
C-26	CHK-HA000200	H	Shuttle(H)	셔틀-후물용	1	
C-27	CHK-HA000300	M, L, K	Shuttle(M)	셔틀-일반용	1	
C-28	CHK-HP000200		Shuttle Driver	셔틀 드라이버	1	
C-29	PSC-AC000300		Screw(M5×P0.8)	침나사	1	
C-30	CHK-BD000100		Shuttle(L)	셔틀(대)	1	
C-31	DSC-BF000800		Screw(15/64"n=28)	침나사	1	
C-31-1	06-001S-3900	HP	Screw(HP)	침나사(HP용)	1	
C-32	DSC-BF000900		Screw(11/64"n=40)	침나사	1	
C-33	CHK-CH000100		Shuttle Race Adjusting Shaft	셔틀 레이스 조절 축	1	
C-34	PBR-BA000200		Needle Roll Bearing	니들 롤 베어링	2	
C-35	DWS-AA000300		Shuttle Bearing Washer	셔틀 베어링 와셔	1	
C-36	CHK-BJ000300	H, M	Shuttle Upper Spring	셔틀 상면 스프링(GS)	1	
C-39	DSC-BF001300		Screw(3/32"n=56)	침나사	2	
C-40	AHK-PS000100		Inner Hook Presser Shaft Ass'y	속 가마 누름 축(조)	2Set	
C-41	PSR-AC000400		E-Ring	E-링(호칭경 3)	2	
C-42	DSP-AA000600		Inner Hook Spring	속 가마 압력 스프링	2	
C-43	AMB-PS000600		Hook Cover Ass'y	축 커버(조)	1Set	
C-44	DSP-AD000100		Hook Cover Plate Spring A	축 커버 판 스프링 A	1	
C-45	DSP-AD000200		Hook Cover Plate Spring B	축 커버 판 스프링 B	1	
C-46	PPN-AF000300		Spring Pin(Ø2×l9.8)	스프링 핀	1	
C-47	DSC-BJ000200		Screw(11/64"n=40)	톱카바 힌지 고정나사	1	
C-48	GP-018680-01	L, K	Shuttle Upper Spring (L)	셔틀상면 스프링 (하)	1	
C-49	GP-018679-01	L, K	Shuttle Upper Spring (U)	셔틀상면 스프링 (상)	1	
C-50	07S023S-306H	BL	Bobbin Case Ass'y(BL)	보빈 케이스(2배 셔틀 축용)	1Set	
C-51	CHK-HB000100	BL	Bobbin(BL)	보빈(2배 셔틀 축용)	1	
C-52	CHK-HQ000101	BL	Shuttle Race Ring(BL)	셔틀 레이스 링(2배 셔틀 축용)	1	Jan.12.11
C-53	CHK-HA000100	HBL	Shuttle(HBL)	셔틀(후물 2배 셔틀 축용)	1	
C-54	CHK-HA001600	MBL	Shuttle(MBL)	셔틀(일반 2배 셔틀 축용)	1	
C-55	CHK-HP000100	BL	Shuttle Driver(BL)	셔틀 드라이버(2배 셔틀 축용)	1	
C-56	PPK-BA000200		Oscillator O-Ring	오실레이터 O-링	1	

Note: H→ Heavy Material(후물용), M→Medium Material(일반용), L→ Light Material(박물용), K→Knit Material(니트용),

BL→Large Shuttle Hook(2배 셔틀 축용), HBL→Heavy Material & Large Shuttle Hook(후물 2배 셔틀 축용),

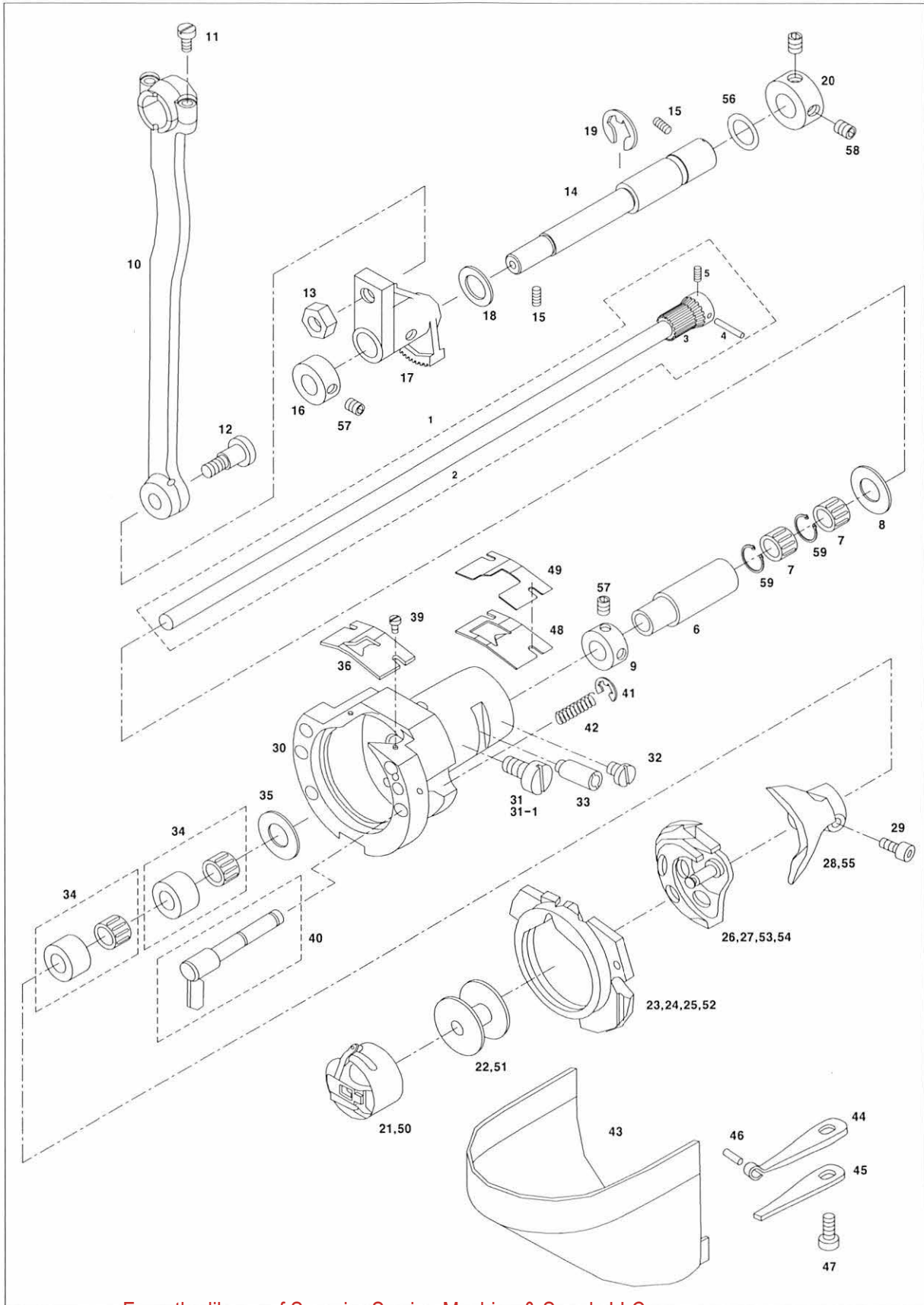
MBL→Medium Material & Large Shuttle Hook(일반 2배 셔틀 축용)

From the library of Superior Sewing Machine & Supply LLC - www.supsew.com

C

Lower Shaft Mechanism

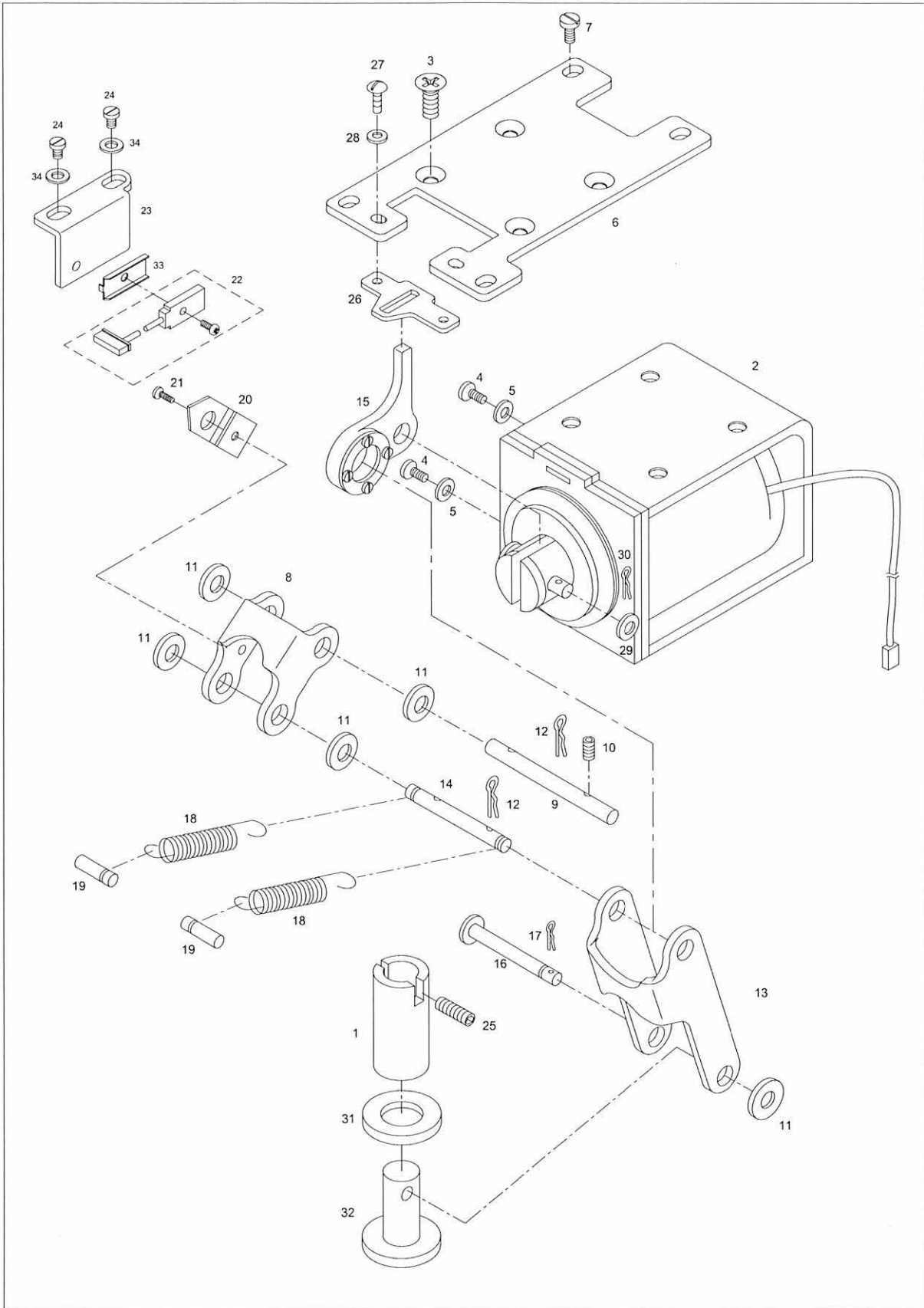
하축 관계




D

Presser Plate Mechanism

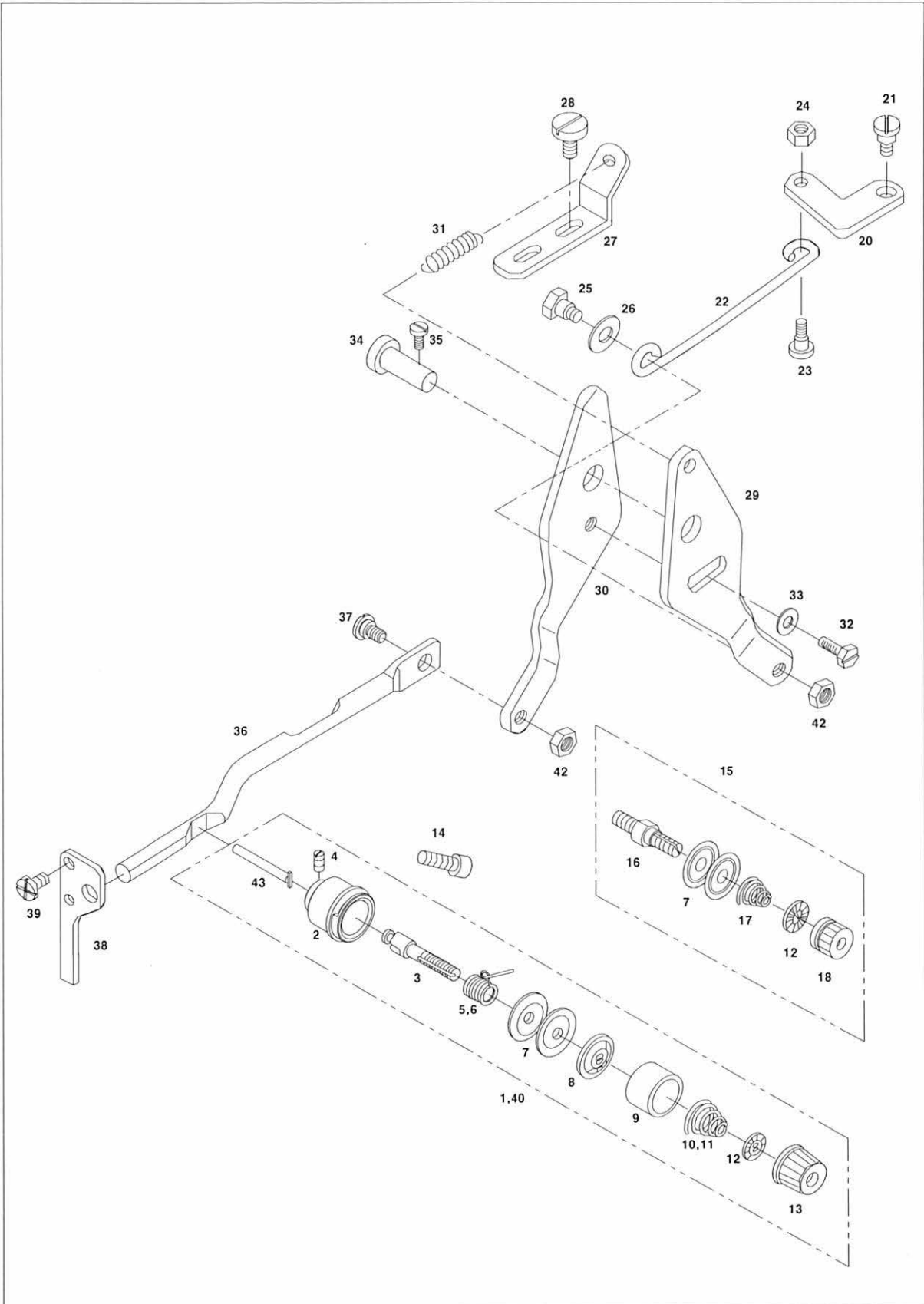
누름판 관계





Thread Release & Thread Tension Mechanism

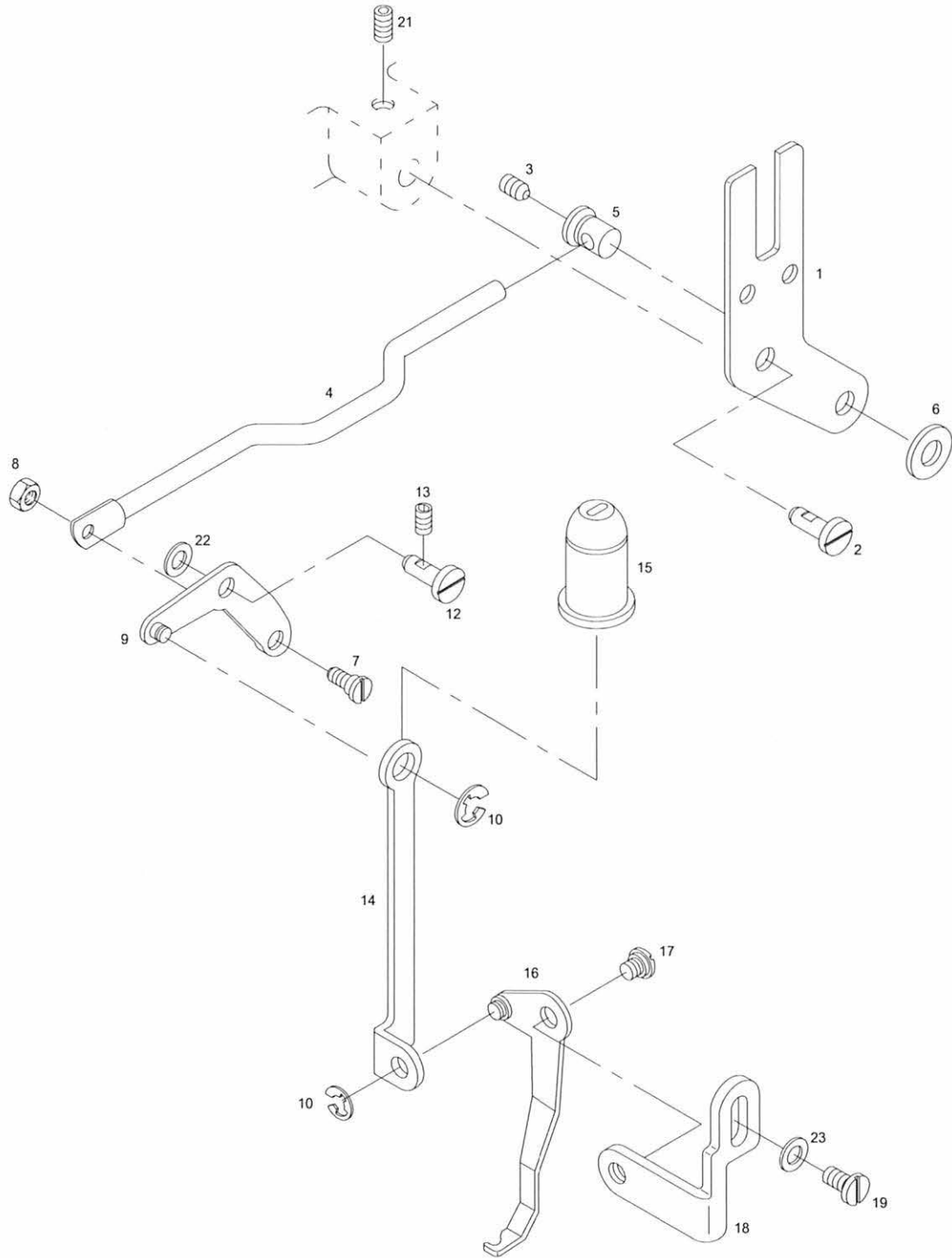
실 늦추기 및 실 장력 조절 관계

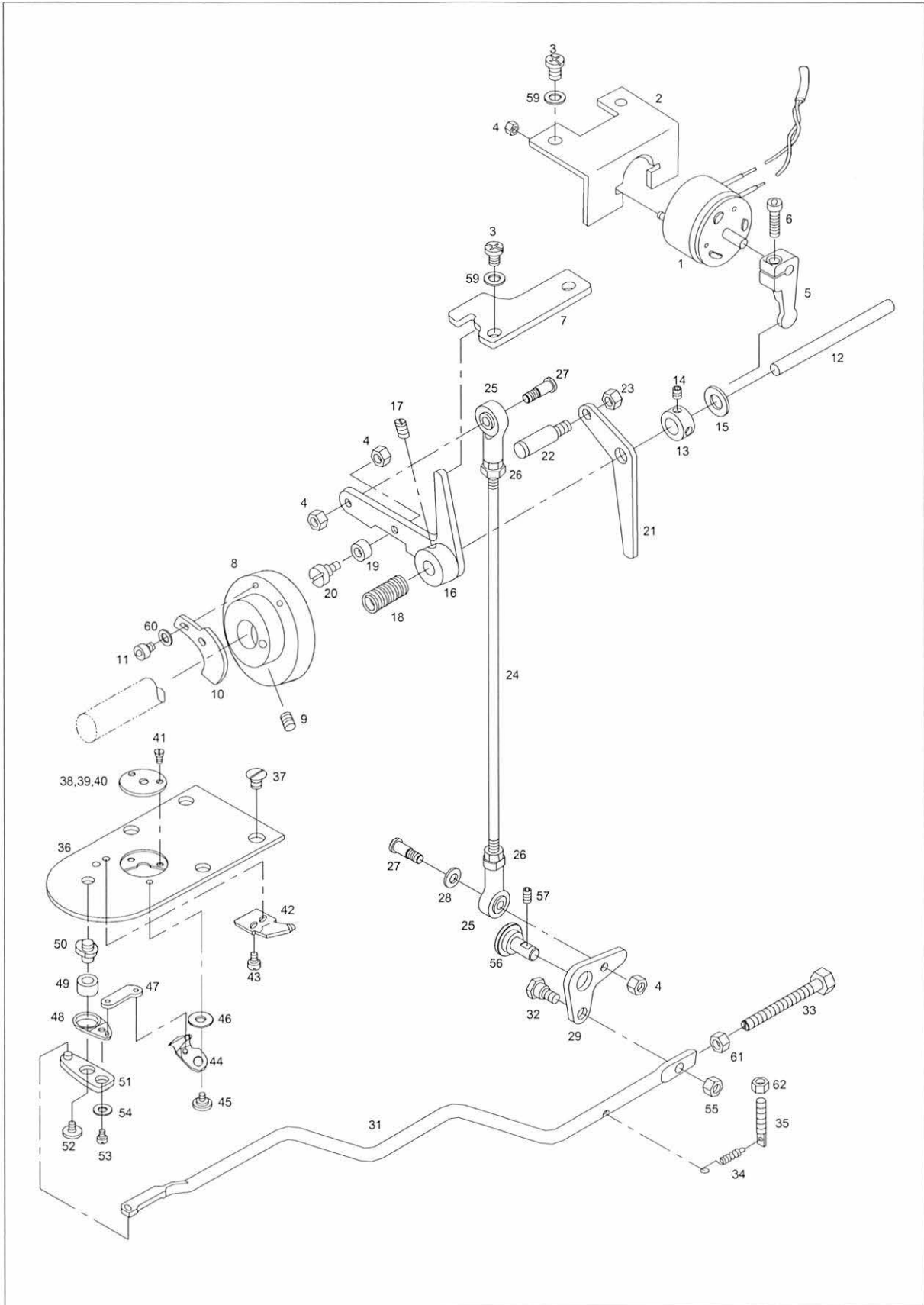


F

Wiper Mechanism

와이퍼 관계







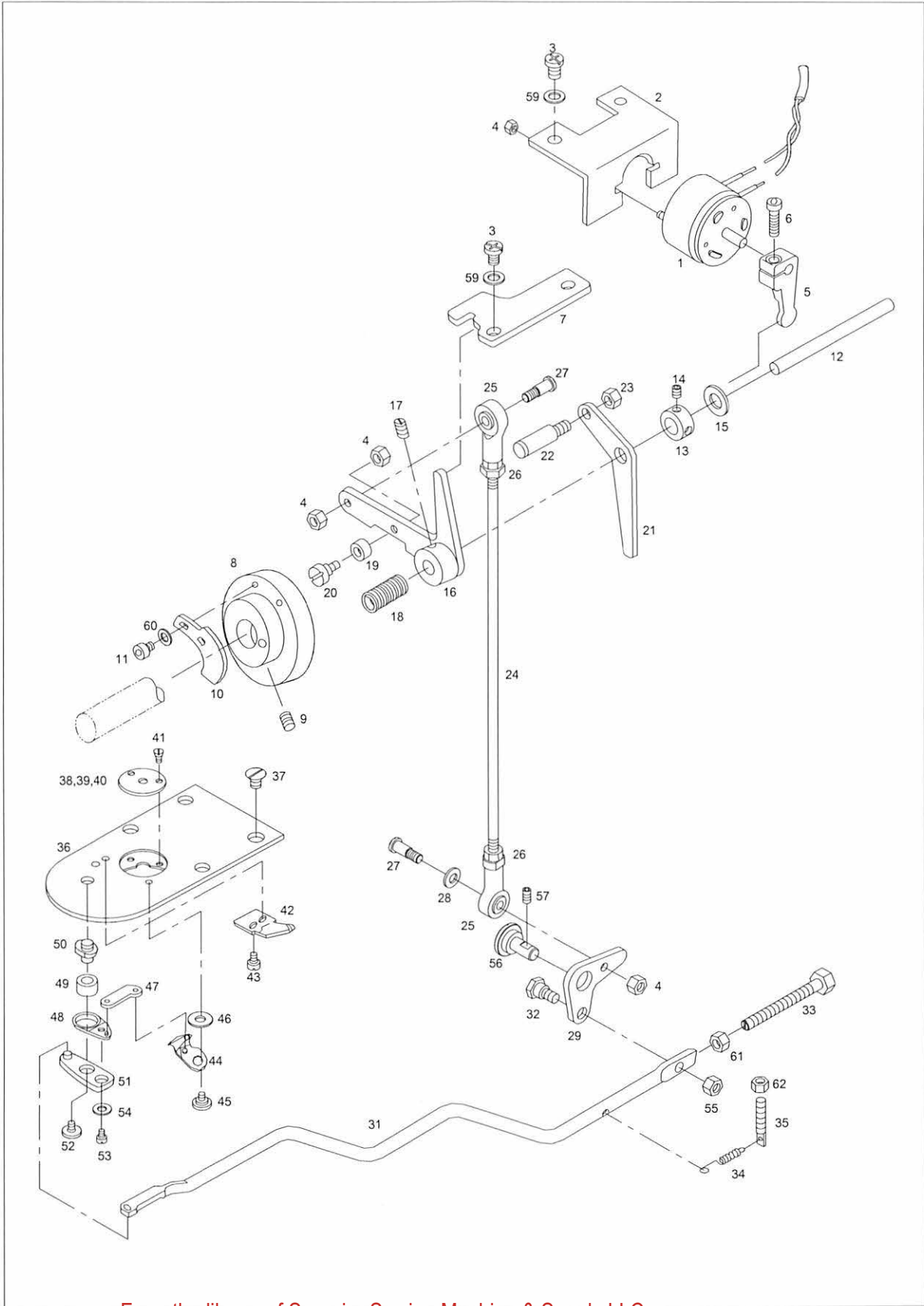
Ref. No.	Parts No.	Note	Name of Parts	품 명	Q'ty	Applied
G-1	STT140-00001		Thread Trimming Sol. Ass'y	사절 솔레노이드(조)	1Set	
G-2	CTT-BB000101		Thread Trimming Sol. Bracket	사절 솔레노이드 브라켓	1	Nov.23.11
G-3	DSC-BA000500		Screw(3/16"n=28)	침나사	4	
G-4	DSN-AA000900		Nut(11/64"n=40)	너트	5	
G-5	CTT-CM000101		Link For G-1	사절 솔레노이드 회전 링크	1	Mar.08.12
G-6	PSC-AC001400		Screw(M4xP0.7)	침나사	1	
G-7	CTT-BJ000101		Thread Trimming Driving Link Stopper	사절 구동 링크 스톱퍼	1	
G-8	CTT-DG000100		Thread Trimming Cam	사절 캠	1	
G-9	DSC-CB000400		Screw(1/4"n=40)	침나사	2	
G-10	CTT-BJ000300		Thread Release Notch	실 늦추기 노치	1	
G-11	PSC-AC001500		Screw(M4xP0.7)	침나사	2	
G-12	CTT-KC000100		Thread Trimming Shaft	사절 축	1	
G-13	DCL-AA000400		Thread Trimming Shaft Collar	사절 축 카라	1	
G-14	DSC-CB000700	M	Screw	침나사	2	
G-15	CTT-FB000100		Rubber Washer For G-12	사절 축 고무 와셔	1	
G-16	CTT-CB000400		Thread Trimming Driving Link Ass'y	사절 구동 링크(조)	1Set	
G-17	DSC-CB000500		Screw(15/64"n=28)	침나사	1	
G-18	DSP-AA000700		Thread Trimming Shaft Spring	사절 축 스프링	1	
G-19	CTT-CL000200		Thread Trimming Cam Roller	사절 캠 로울러	1	
G-20	DPN-AD000600		Hinge Screw For G-19	사절 캠 로울러 단나사	1	
G-21	CTT-CM000200		Thread Release Lever	실 늦추기 레버	1	
G-22	DSC-GA000100		Thread Release Lever Pin	실 늦추기 레버 핀	1	
G-23	DSN-AA000400		Nut(15/64"n=28)	너트	1	
G-24	CTT-CC000400		Thread Trimming Connecting Rod	사절 연결 못드	1	
G-25	PBR-GB000100		Rod End(R)	Rod End(우)	2	
G-26	PSN-AA000200		Nut(M5)	너트	2	
G-27	DSC-FD000100		Hinge Screw For G-24	사절 연결 못드 단나사	2	
G-28	DWS-AA000600		Washer	와셔	1	
G-29	CTT-CB000100		Thread Trimming Connecting Link	사절 연결 링크	1	
G-31	CTT-CC000600		Thread Trimming Connecting Bar	사절 연결봉	1	
G-32	DSC-FB000300		Hinge Screw For G-31	사절 연결봉 단나사	1	
G-33	DSC-AA000401		Link Stopper Screw	링크 스톱퍼 나사	1	Jul.23.09
G-34	DSP-AB000300		Return Spring For G-31	사절 연결봉 리턴 스프링	1	
G-35	DSC-HD000200		Spring Holder	스프링 걸이	1	
G-36	CTT-BJ000500		Needle Plate	침판	1	
G-37	DSC-BC000100		Screw(11/64"n=40)	침판 침나사	4	
G-38	CTT-GL000200	H	Needle Plate Cover(H)	침판 커버-후물용	1	
G-39	10-043A-120M	M	Needle Plate Cover(M)	침판 커버-일반용	1	
G-40	10-143A-120K	L, K	Needle Plate Cover(L, K)	침판 커버-박물용	1	
G-41	DSC-BB000300		Screw	침판 커버 침나사	2	
G-42	CTT-NB000200		Fixed Mes	고정 메스	1	
G-43	DSC-BF002000		Screw(9/64"n=40)	침나사	2	
G-44	ATT-PS000900		Moving Mes	동 메스	1	
G-45	DSC-FA002300		Hinge Screw For G-44	동 메스 단나사	1	
G-46	DWS-AA002800		Washer(t=0.6)	동 메스 와셔(t0.6)	1	
G-46	DWS-AA003900		Washer(t=0.7)	동 메스 와셔(t0.7)	1	
G-47	CTT-CA000100		Moving Mes Link	동 메스 링크	1	
G-48	ATT-PS000800		Thread Trimming Lever "B"	사절 레버 "B"	1	
G-49	CTT-CL000100		Thread Trimming Lever Ring	사절 레버 링	1	
G-50	DSC-FG000101		Thread Trimming Lever Shaft	사절 레버 축	1	Dec.16.11
G-51	ATT-PS000600		Thread Trimming Lever "A"	사절 레버 "A"	1	Mar.20.09
G-52	DSC-BF002100		Thread Trimming Lever Screw	사절 레버 고정나사	1	
G-53	DSC-BJ000800		Screw(11/64"n=40)	침나사	1	
G-54	PWS-AA000200		Washer	와셔	1	
G-55	DSN-AA000800		Nut(3/16"n=28)	사절 연결봉 단나사용 너트	1	
G-56	DPN-BC000100		Thread Trimming Connecting Link Pin	사절 연결 링크 핀	1	
G-57	DSC-CB000700		screw(M5xL5)	고정나사	1	

Note: H→ Heavy Material(후물용), M→ Medium Material(일반용)
 L→ Light Material(박물용), K→Knit Material(너트용)



Thread Trimmer Mechanism

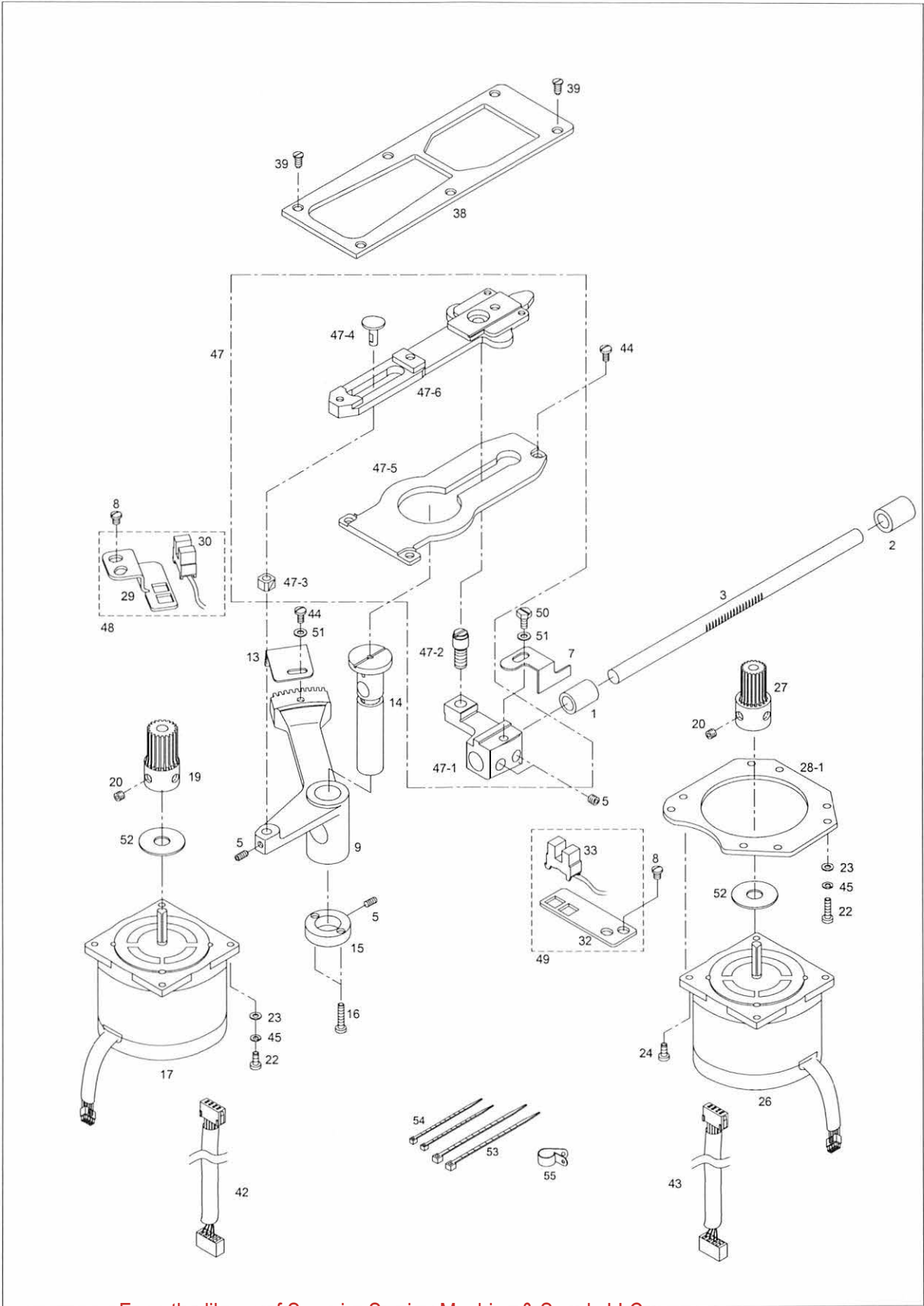
사절 관계






X-Y Mechanism

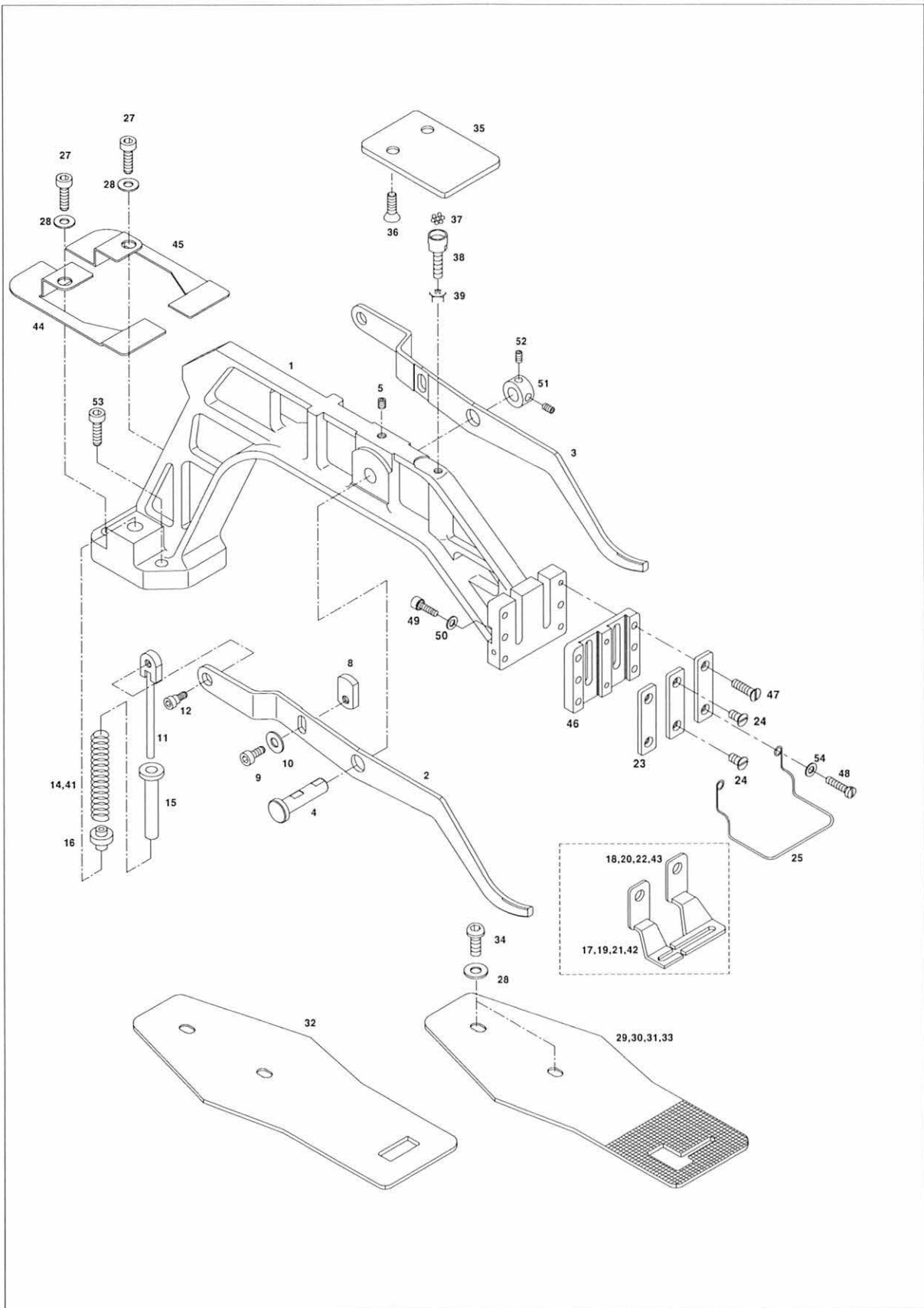
X-Y 관계





Feed Mechanism


피이드 관계





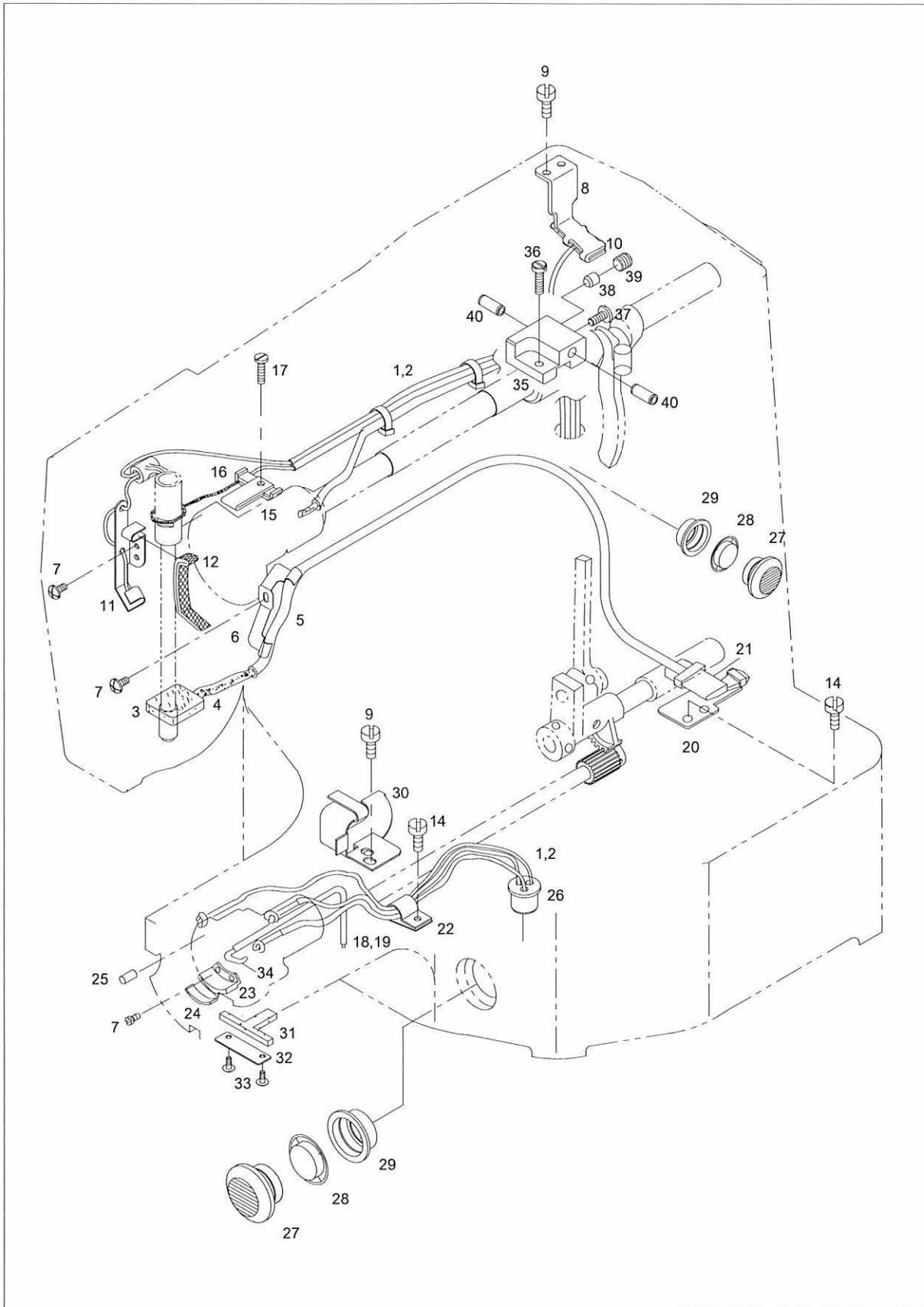
Ref. No.	Parts No.	Note	Name of Parts	품 명	Q'ty	Applied
I-1	CCP-BB000200		Feed Bracket	피이드 브라켓	1	
I-2	CCP-CM000300		Lifting Lever(L)	올림 레버(좌)	1	Mar.23.09
I-3	CCP-CM000400		Lifting Lever(R)	올림 레버(우)	1	Mar.23.09
I-4	DPN-AD000100		Lifting Lever Shaft	올림 레버 축	1	
I-5	DSC-CB000500		Screw(15/64"n=28)	침나사	1	
I-8	CCP-BJ000500		Adjusting Plate	조정판	2	
I-9	PSC-AC000400		Screw	침나사	2	
I-10	DWS-AA000600		Washer	조정판 침나사용 와셔	2	
I-11	CCP-CC000100		Spring Gulde Rod	스프링 가이드 롯드(조)	2Set	
I-12	DSC-FA000700		Hinge Screw Four 1-11	스프링 가이드 롯드 단나사	2	
I-14	DSP-AA000500	H	Spring For Lifting Lever(H)	올림 레버 스프링-후물용	2	
I-15	DCL-BA000200		Spring Collar A	스프링 카라(A)	2	
I-16	DCL-BA000300		Spring Collar B	스프링 카라(B)	2	
I-17-1	AGA-SM000100		Work Clamp Foot(H) Ass'y	노루발-후물용(조)	1Set	
I-17	CGA-GC000300	H	Work Clamp Foot-L(H)	노루발(좌)-후물용	1	
I-18	CGA-GC000400	H	Work Clamp Foot-R(H)	노루발(우)-후물용	1	
I-19	GP-035917-00	M	Work Clamp Foot-L(M)	노루발(좌)-일반용	1	
I-20	GP-035933-00	M	Work Clamp Foot-R(M)	노루발(우)-일반용	1	
I-21	GP-035934-00	L	Work Clamp Foot-L(L)	노루발(좌)-박물용	1	
I-22	GP-035935-00	L	Work Clamp Foot-R(L)	노루발(우)-박물용	1	
I-23	CCP-BJ000100		Guide Cover For Work Clamp Foot	노루발 가이드 커버	1	
I-24	DSC-BB000900		Screw(9/64"n=40)	침나사	2	
I-25	CCP-BH000100		Finger Guard	핑거 가드	1	
I-27	PSC-AC000600		Bolt(M6×L20)	고정볼트	2	
I-28	PWS-AA000300		Washer	와셔	4	
I-29	CGA-GJ000500	H	Feed Plate(H)	이송판-후물용	1	
I-30	22-030A-120M	M	Feed Plate(M)	이송판-일반용	1	
I-31	22-033A-120L	L	Feed Plate(L)-A	이송판(A)-박물용	1	
I-32	22-034A-120L	L	Feed Plate(L)-B	이송판(B)-박물용	1	
I-33	22-035A-120K	K	Feed Plate(K)	이송판-니트용	1	
I-34	PSC-BD000100		Screw(M6×L10)	침나사	2	
I-35	CCP-BJ000600		Ball Support Plate	볼 지지판	1	
I-36	DSC-BB000200		Screw(M6)	볼 지지판 침나사(M6)	2	
I-37	PBR-AD000200		Ball	볼	7	
I-38	CCP-BA000200		Ball Base	볼 베이스	1	
I-39	DSN-AA000500		Nut(1/4"n=40)	수평운동 조절축 너트	1	
I-41	22-016G-120M	M, L, K	Spring For Lifting Lever(M)	올림 레버 스프링-일반용	2	
I-42	GP-035936-00	K	Work Clamp Foot -L(K)	노루발(좌)-니트용	1	
I-43	GP-035937-00	K	Work Clamp Foot -R(K)	노루발(우)-니트용	1	
I-44	CCP-BJ001100		Dust Plate(L)	먼지막이 부착판(좌)	1	
I-45	CCP-BJ001200		Dust Plate(R)	먼지막이 부착판(우)	1	
I-46	CCP-BK000100		Guide Block for Feed Plate Clamp	피이드판 클램프 가이드 블럭	1	
I-47	DSC-BB000100		Screw (9/64"n=40)	피이드판 클램프 커버 침나사(상)	2	
I-48	DSC-BJ000700		Screw (9/64"n=40)	피이드판 클램프 커버 침나사(하)	2	
I-49	PSC-AC000800		Screw (M4×P0.7, L=12)	침나사	2	
I-50	DWS-AA001100		Washer	와셔	2	
I-51	DCL-AA000500		Collar	카라	1	
I-52	DSC-CA000400		Screw (11/64"n=40)	침나사	2	
I-53	PSC-AC000700		Screw	침나사	2	
I-54	DWS-AA003800		Washer	와셔	2	

Note: H→ Heavy Material(후물용), M→ Medium Material(일반용)
 L→ Light Material(박물용), K→Knit Material(니트용)



Lubrication Mechanism

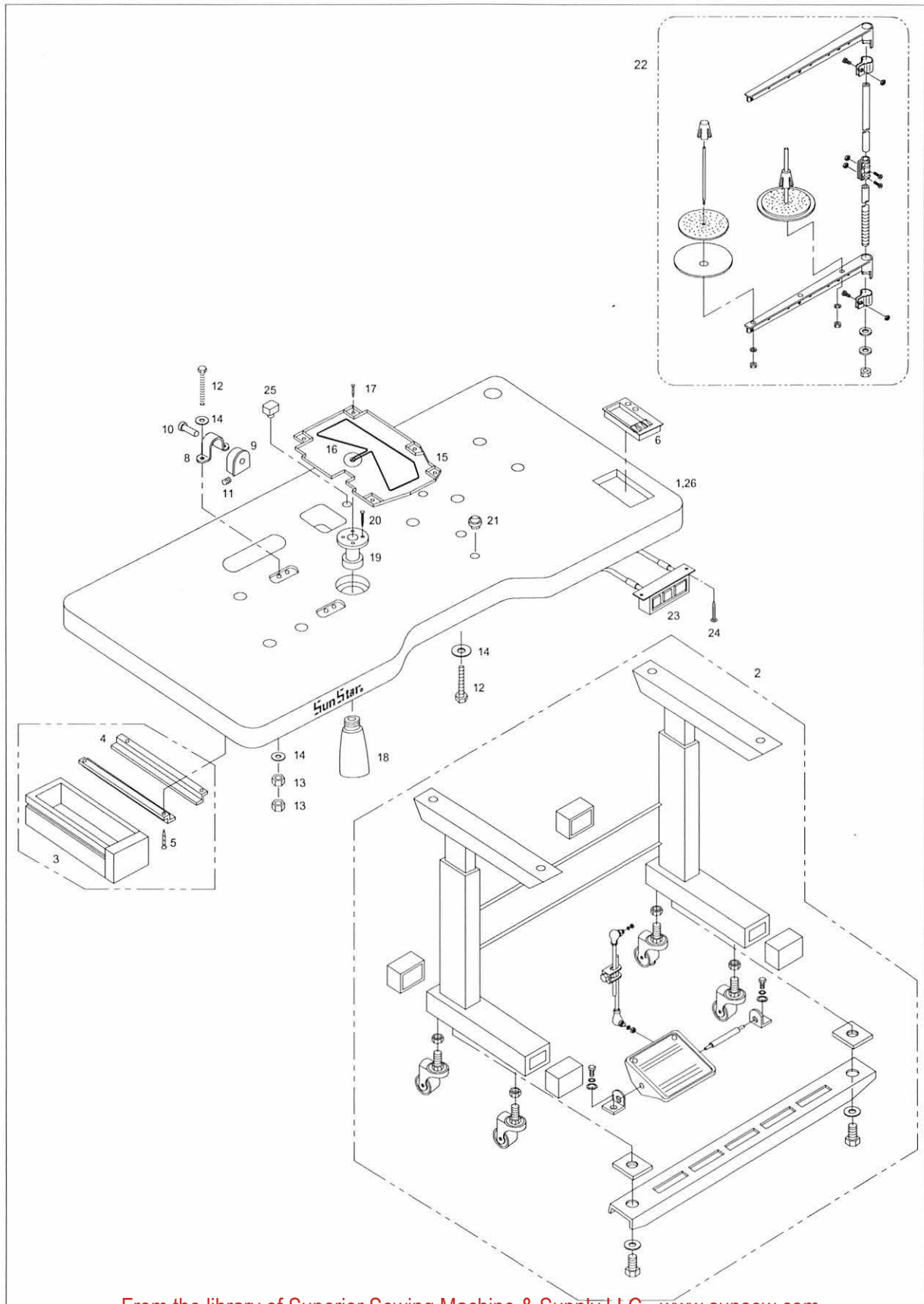
급유 관계



K

Table & Thread Stand Mechanism

테이블 및 실패꽃이 관계

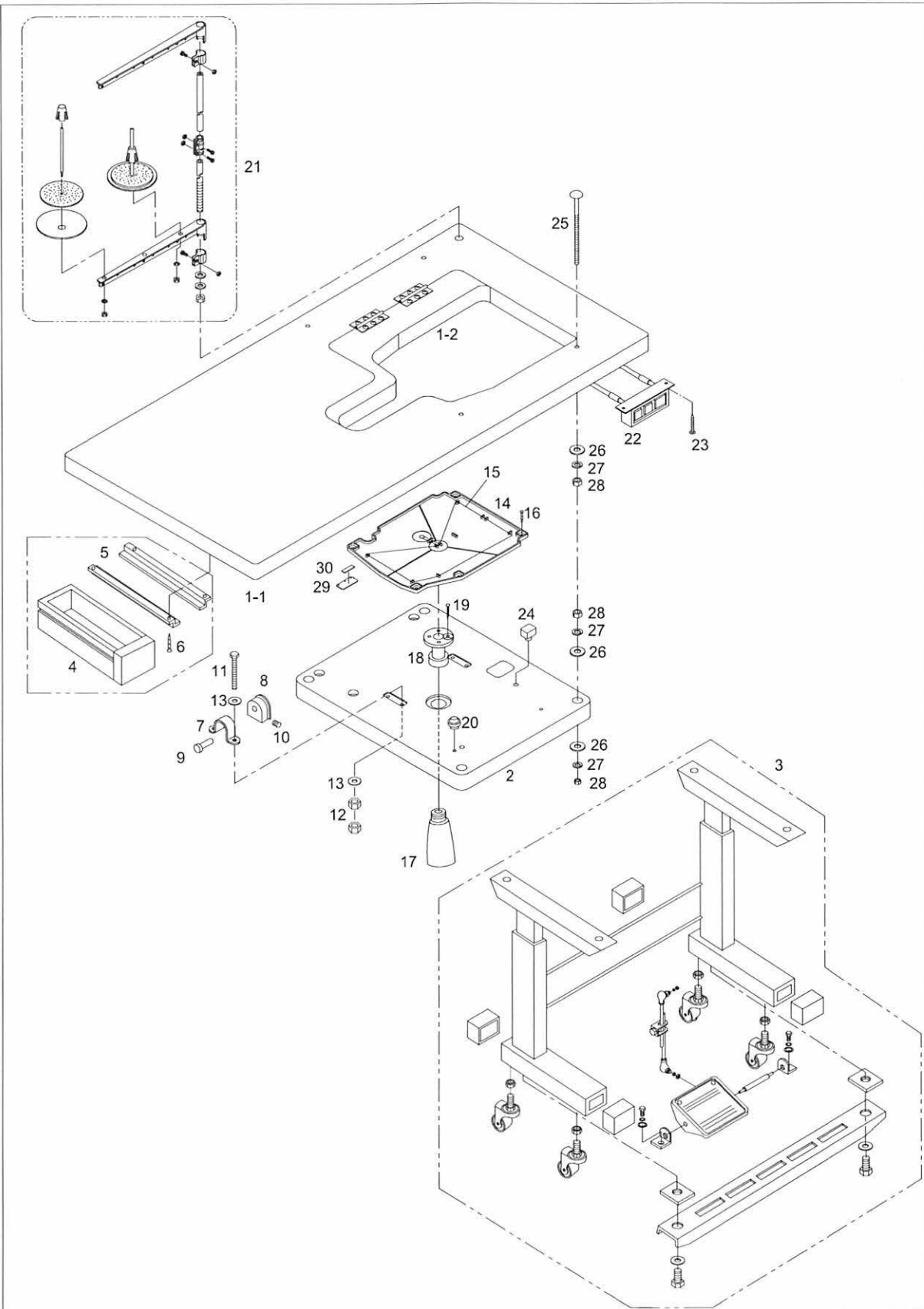


From the library of Superior Sewing Machine & Supply LLC - www.supsew.com

K1

Table & Thread Stand Mechanism (SPS/D-B1201M(BA))

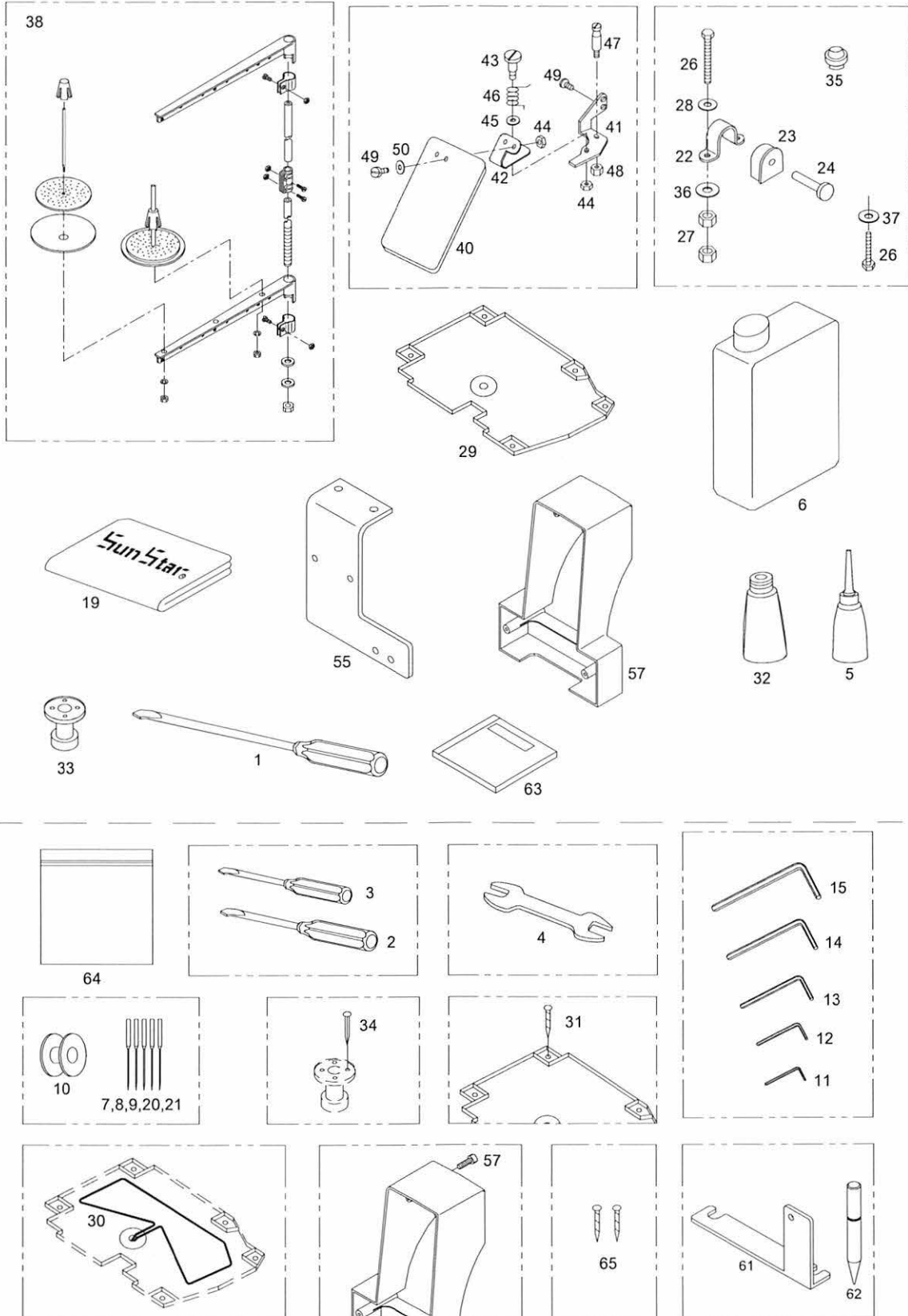
테이블 및 실패꽃이 관계 (SPS/D-B1201M(BA))





Accessories Mechanism

액세서리 관계



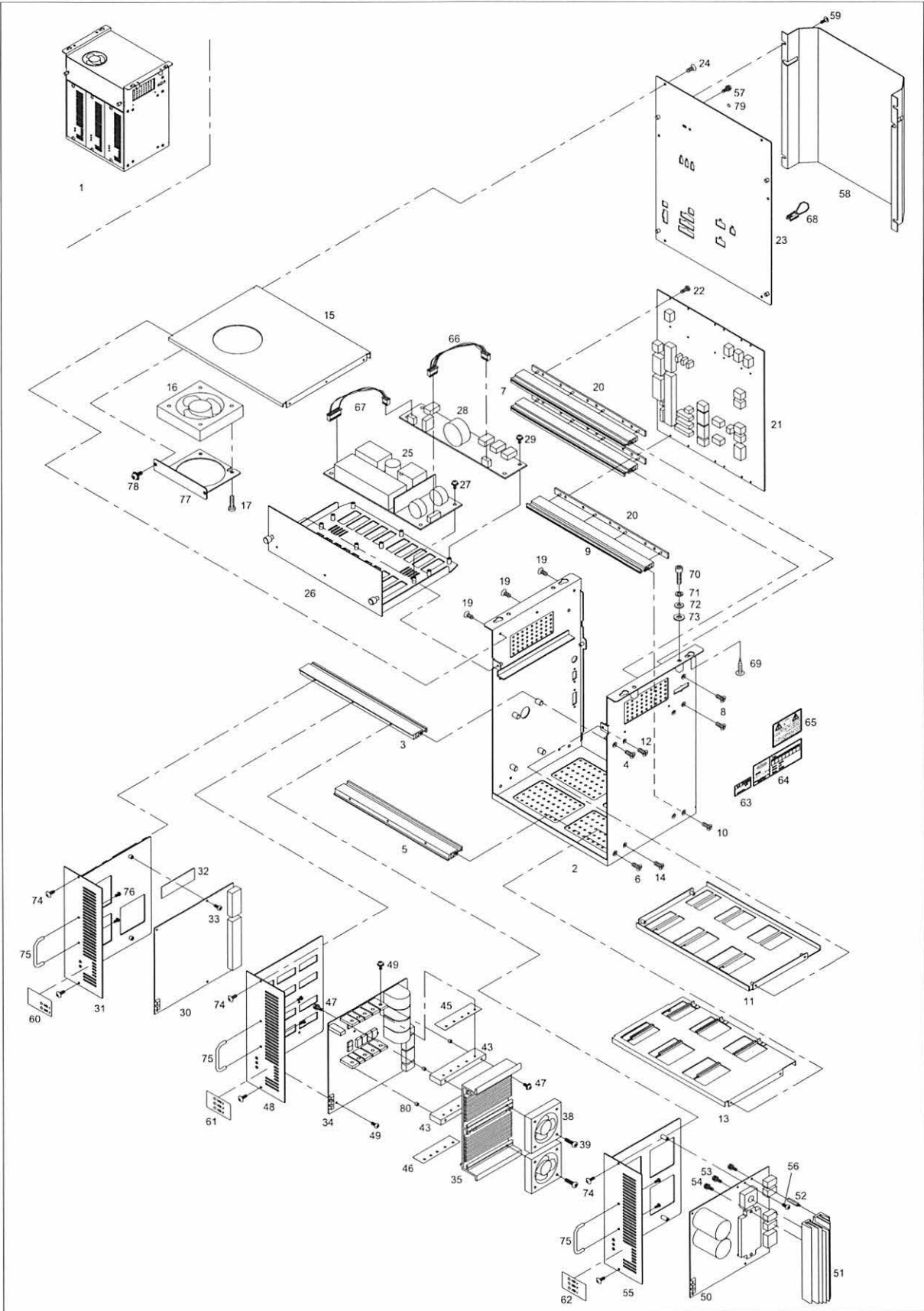


Ref. No.	Parts No.	Note	Name of Parts	품 명	Q'ty	Assembly
L-1	PTL-BA000100		Driver(L)	드라이버(大)	1	
L-2	PTL-BA000200		Driver(S, M)	드라이버(中)	1	
L-3	PTL-BA000200		Driver(S)	드라이버(小)	1	
L-4	PTL-CB000100		Spaner(9X10)	스페너	1	
L-5	CAC-JB000100		Oiler	오일 주유통	1	
L-6	CAC-JB000200		Oil	오일	1	
L-7	-	H	Needle(DP×17 #19)	바늘(DP×17 #19)	5	
L-8	-	M	Needle(DP×5 #16)	바늘(DP×5 #16)	5	
L-9	-	L,K	Needle(DP×5 #11)	바늘(DP×5 #11)	5	
L-10	07-224A-120H		Bobbin	보빈	2	
L-11	PTL-AB000100		L-Shaped Wrench	L자 렌치(2mm)	1	
L-12	PTL-AB000300		L-Shaped Wrench	L자 렌치(2.5mm)	1	
L-13	PTL-AB000500		L-Shaped Wrench	L자 렌치(3mm)	1	
L-14	PTL-AB000400		L-Shaped Wrench	L자 렌치(4mm)	1	
L-15	PTL-AB000200		L-Shaped Wrench	L자 렌치(5mm)	1	
L-19	CAC-MA000300		Head Cover	미싱 커버	1	
L-20	-	HA	Needle(DP×7 #23)	바늘(DP×7 #23)	5	
L-21	-	(U)-HP	Needle(DP×5 #14)	바늘(DP×5 #14)	5	
L-22	CST-BB001000		Hinge	힌지쇠	2	
L-23	CST-FF000200		Hinge Rubber	힌지쇠 고무	2	
L-24	DPN-AD001400		Hinge Pin	힌지쇠 핀	2	
L-26	PSC-AA000500		Bolt(M6×L60)	볼트	5	
L-27	PSN-AA000900		Nut(M6)	너트	8	
L-28	PWS-AA000600		Washer	와셔	4	
L-29	CST-JA000400		Oil Pan	오일 받이	1	
L-30	CLB-JD000300		Oil Wick	오일 받이 유심	1	
L-31	PSC-DD000100		Screw Nail	태핑 나사	5	
L-32	CST-JB000100		Oiler	오일 저장통	1	
L-33	CST-BA000100		Oil Supporter	오일통 받이	1	
L-34	-		Nail	고정 못	5	
L-35	CST-FD000500		Cushion Rubber	쿠션 고무	2	
L-36	46S002S-306H		Washer	콘트롤 박스 조임 와셔	4	
L-37	PWS-AA000800		Washer	폐기물 결합와셔	1	
L-38	CST-MF000100		Thread Stand Ass'y	실패꽃이(조)	2Set	
L-39	DSC-BF001200		Screw(15/64"n=28)	침나사	4	
L-40	CMB-BJ000100		Safety Plate	안전판	1	
L-41	CMB-BB000100		Safety Plate Bracket	안전판 브라켓	1	
L-42	CMB-BG000100		Safety Plate Holder	안전판 홀더	1	
L-43	DSC-FA000100		Safety Plate Hinge Screw	안전판 단나사	1	
L-44	DSN-AA000900		Nut(3/16"n=28)	너트	3	
L-45	DWS-AA000400		Washer	와셔	1	
L-46	DSP-AC000100		Safety Plate Spring	안전판 스프링	1	
L-47	DSC-HD000100		Safety Plate Spring Hook	안전판 스프링 걸이	1	
L-48	DSN-AA000800		Nut(3/16"n=28)	너트	1	
L-49	DSC-BJ000200		Screw(11/64"n=40)	침나사	4	
L-50	DWS-AA000500		Washer	와셔	2	
I-55	GP-000915-00	HA	Regulator Bracket	레귤레이터 브라켓	1	
L-57	CMB-LA001700		Motor Cover	모터 커버	1	
L-61	JP-002465-00		Jig 1 (HP2)	지그 1 (HP2)	1	
L-62	GP-034781-00		Jig 2 (HP2)	지그 2 (HP2)	1	
L-63	91-CD01-2500		CD Manual	CD 매뉴얼	1	
L-64	CAC-MH000100		Accessory Bag	액세서리 봉투	1	
L-65	PSC-DD000100	HA	Screw Nail	목나사	2	



Control Box Mechanism

컨트롤 박스 관계



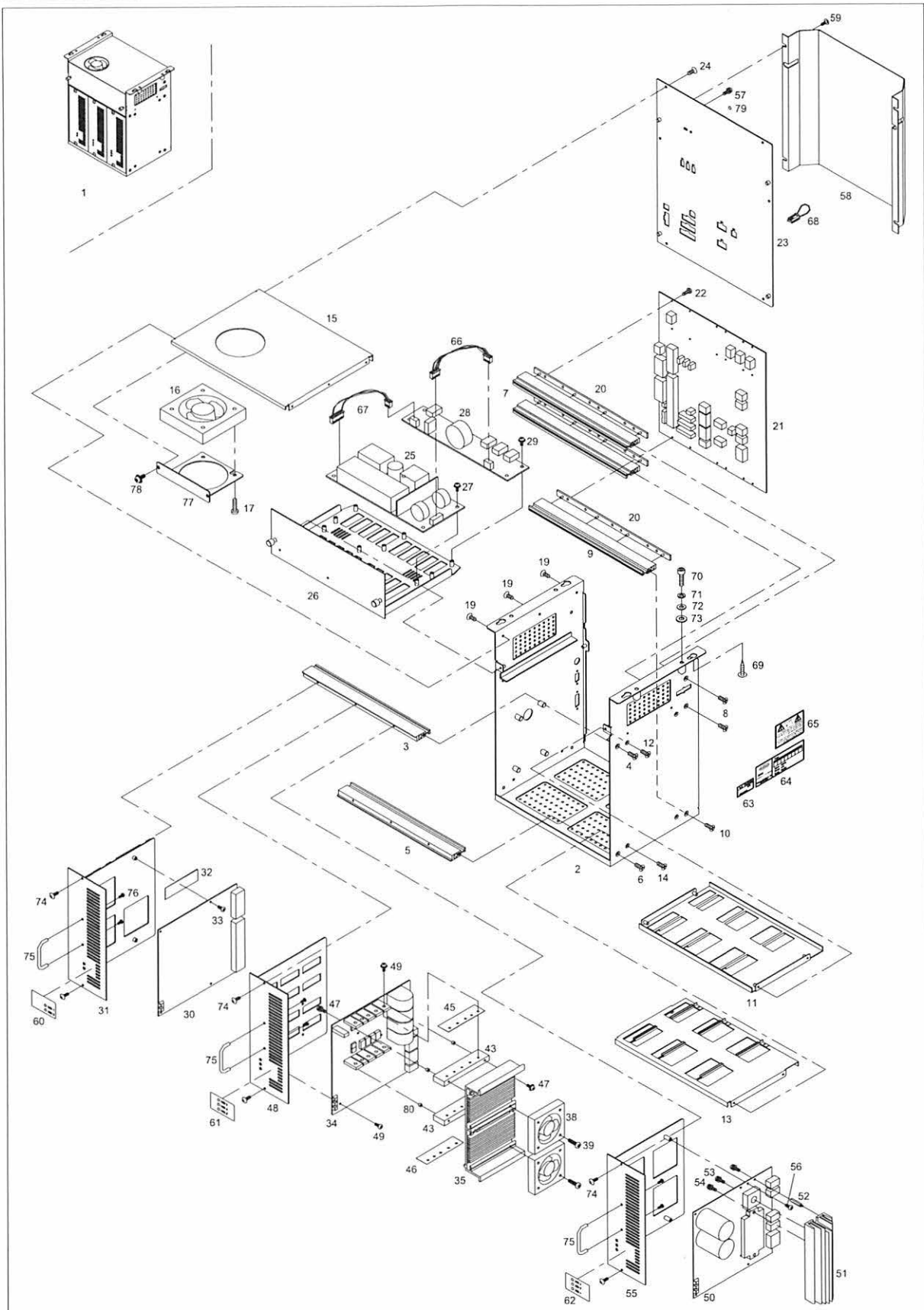


Ref. No.	Parts No.	Note	Name of Parts	품 명	Q'ty	Applied Period
M-1	SSBT-0000035		Control Box Ass'y	콘트롤박스 (組)	1	
M-2	GP-008658-01		Box Body	박스바디	1	
M-3	GP-008671-00		Front Profile Upper	전면부 프로파일-상	1	
M-4	10-016S-CPT1		Screw(M4×L12)	전면부 프로파일-상 고정나사(M4×L12)	2	
M-5	GP-008672-00		Front Profile Lower	전면부 프로파일-하	1	
M-6	10-016S-CPT1		Screw(M4×L12)	전면부 프로파일-하 고정나사(M4×L12)	2	
M-7	GP-008673-00		Rear Profile Upper	후면부 프로파일-상	2	
M-8	10-016S-CPT1		Screw(M4×L12)	후면부 프로파일-상 고정나사(M4×L12)	4	
M-9	GP-008674-00		Rear Profile Lower	후면부 프로파일-하	1	
M-10	10-016S-CPT1		Screw(M4×L12)	후면부 프로파일-하 고정나사(M4×L12)	2	
M-11	GP-008666-01		Upper Frame	가로지지대-상	1	
M-12	10-004M-SW68		Screw(M3×L5)	가로지지대-상 고정나사(M3×L5)	4	
M-13	GP-008663-01		Lower Frame	가로지지대-하	1	
M-14	10-004M-SW68		Screw(M3×L5)	가로지지대-하 고정나사(M3×L5)	4	
M-15	GP-008662-04		Upper Cover	상면커버	1	Jan.18.13
M-16	EP-000040-00		Control Box Fan	콘트롤박스 Fan	1	
M-17	SC-000392-00		Screw(M4×L30)	콘트롤박스 Fan 고정나사(M4×L30)	4	
M-19	10-004M-SW68		Screw(M3×L5)	상면커버 고정나사(M3×L5)	6	
M-20	GP-008667-00		Insulation Plate	절연 플레이트	3	
M-21	BD-000642-00		Backplane Board	백플레인 보드	1	
M-22	10-020M-SW66		Screw(M3×L12)	Backplane Board 고정나사 (Set)(M3×L12)	18	
M-23	GP-008659-01		Rear Cover	후면커버	1	
M-24	10-004M-SW68		Screw(M3×L5)	후면커버 고정나사(M3×L5)	6	
M-25	EP-000039-00		SMPS	SMPS	1	
M-26	GP-008701-01		SMPS Bracket	SMPS 브라켓	1	
M-27	10-002S-SW66		Screw(M3×L8)	SMPS 고정나사(Set)(M3×L8)	5	
M-28	BD-000203-07		DDC Board	DDC 보드	1	
M-29	10-002S-SW66		Screw(M3×L8)	DDC 보드 고정나사(Set)(M3×L8)	6	
M-30	BD-000657-30		Digital Board	디지털 보드	1	Feb.19.13
	BD-000657-26		Digital Board	디지털 보드	1	May.08.12
	BD-000657-24		Digital Board	디지털 보드	1	Nov.15.11
	BD-000657-23		Digital Board	디지털 보드	1	Nov.01.11
	BD-000657-21		Digital Board	디지털 보드	1	Jul.25.11
	BD-000657-20		Digital Board	디지털 보드	1	Aug.04.11
	BD-000657-19		Digital Board	디지털 보드	1	Apr.25.11
	BD-000657-18		Digital Board	디지털 보드	1	Apr.23.11
	BD-000657-17		Digital Board	디지털 보드	1	May.11.11
	BD-000657-16		Digital Board	디지털 보드	1	Apr.23.11
	BD-000657-14		Digital Board	디지털 보드	1	Nov.01.10
	BD-000657-08		Digital Board	디지털 보드	1	Aug.19.09
	BD-000657-07		Digital Board	디지털 보드	1	Apr.02.09
M-31	GP-008668-06		Digital Board Bracket	디지털 보드 브라켓	1	Feb.03.10
M-32	GP-007198-00		SMD FET Ragiator Sheet	디지털 보드 SMD FET 방열시트	1	
M-33	10-002S-SW66		Screw(M3×L8)	디지털 보드 고정나사 고정나사(Set)(M3×L8)	4	
M-34	BD-000207-16		Step Board	스텝 보드	1	Apr.05.12
	BD-000207-14		Step Board	스텝 보드	1	Jan.04.12
	BD-000207-13		Step Board	스텝 보드	1	May.30.11
	BD-000207-12		Step Board	스텝 보드	1	Feb.11.11
	BD-000207-11		Step Board	스텝 보드	1	Nov.01.10
	BD-000207-10		Step Board	스텝 보드	1	Apr.14.10
M-35	GP-051662-02		Step Board Radiator	스텝 보드 방열판	1	May.30.11
	GP-006318-04		Step Board Radiator	스텝 보드 방열판	1	Nov.12.10
M-38	EA-000728-00		Step Board Fan	스텝보드 Fan	2	May.30.11
	EP-000041-00		Step Board Fan	스텝보드 Fan	2	
M-39	01-017C-DU33		Screw(M4×L25)	스텝보드 Fan 고정나사(M4×L25)	4	
M-43	GP-051663-01		Step Board FET Radiator	Step Board FET 방열판	2	May.30.11
	GP-007196-00		Step Board FET Radiator	Step Board FET 방열판	2	



Control Box Mechanism

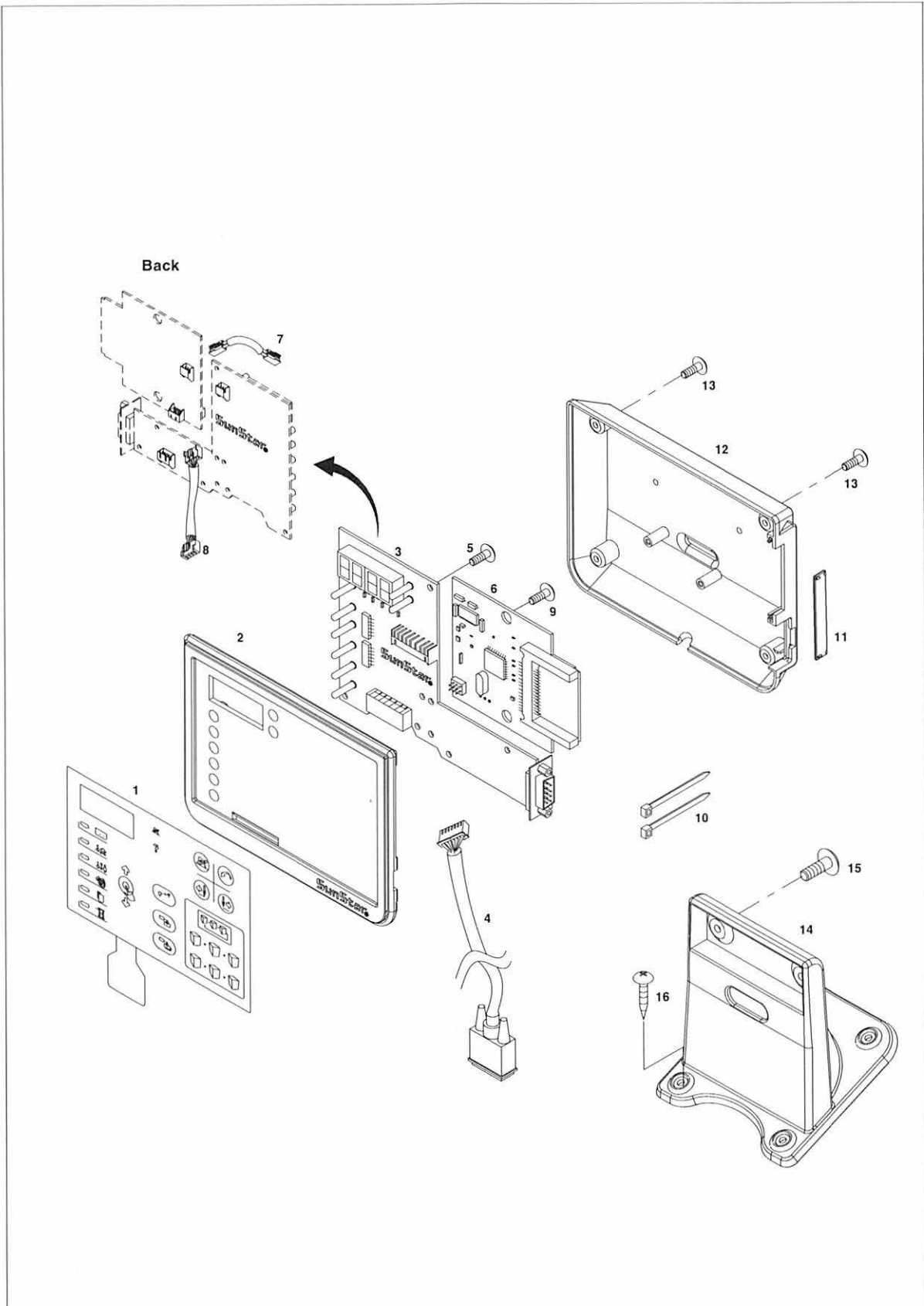
컨트롤 박스 관계

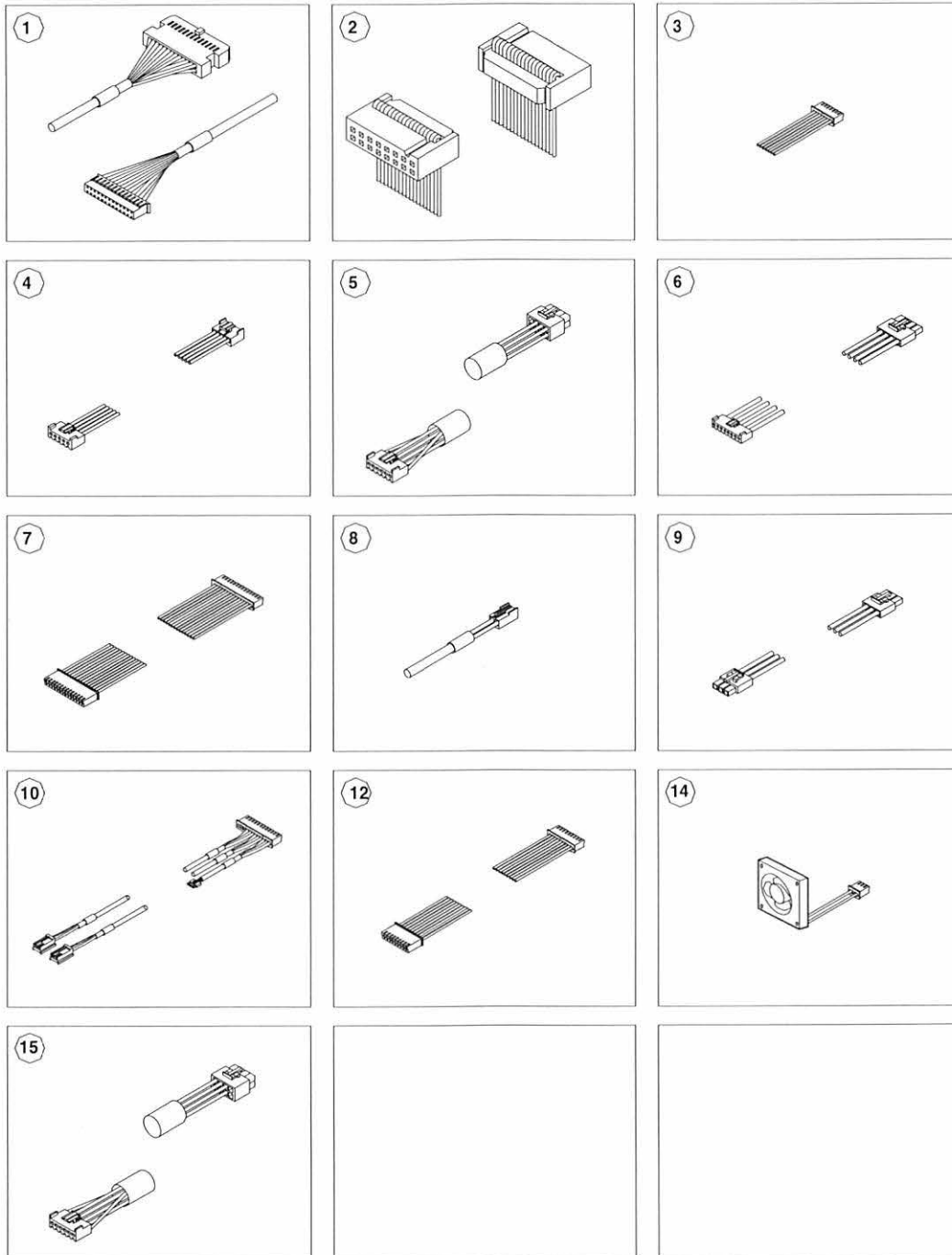


N

Operation Box Mechanism

오퍼레이션 박스 관계

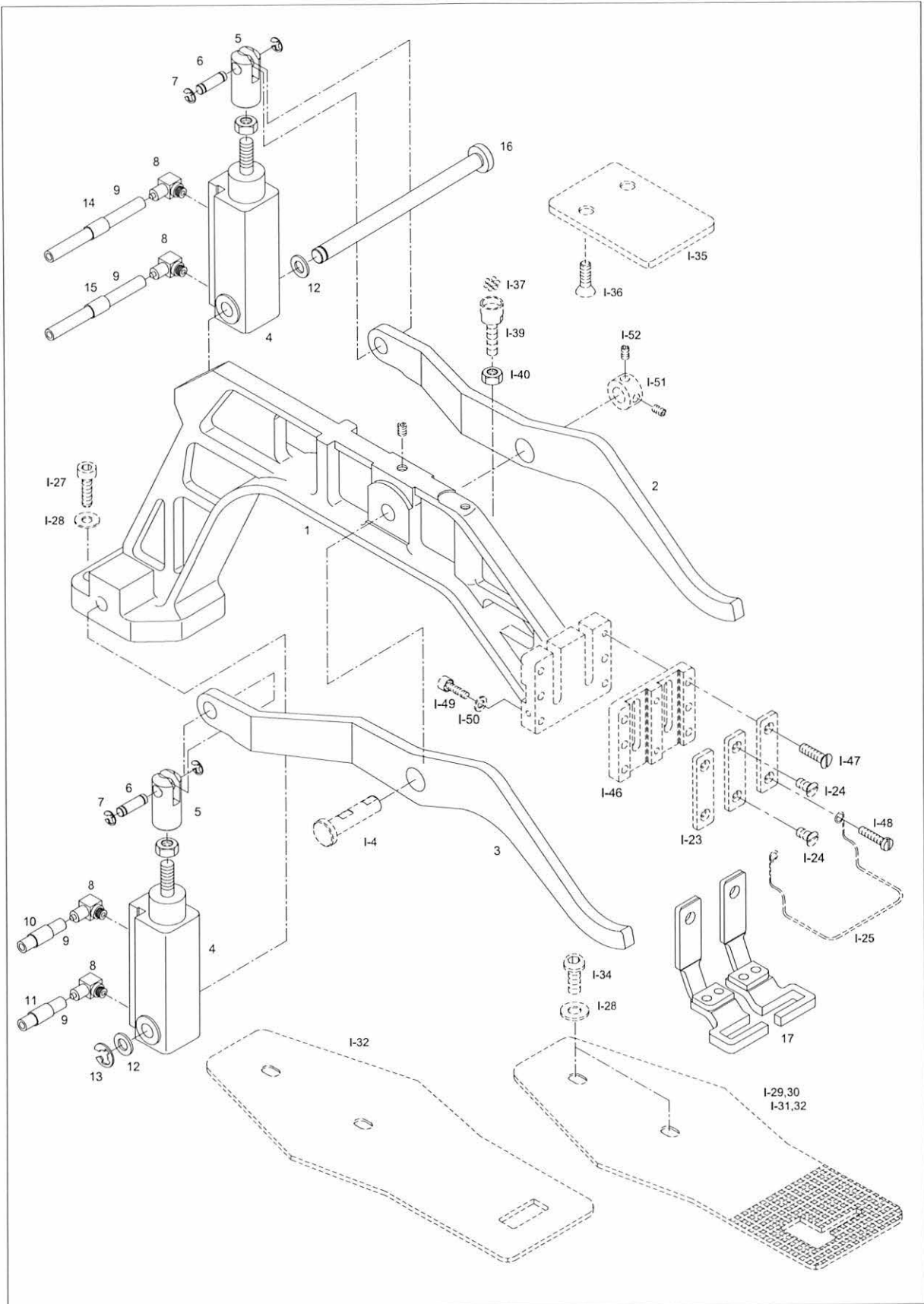




Q

Feed Mechanism

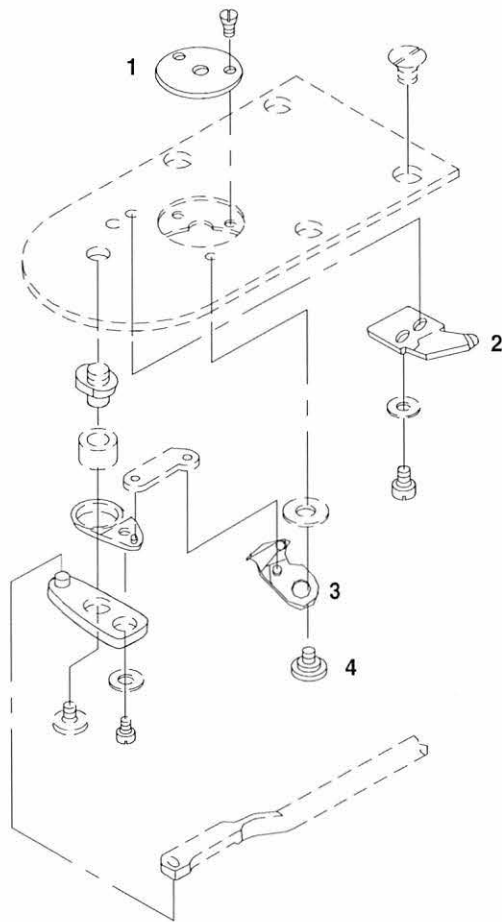
피이드 관계



R

Thread Trimmer Mechanism

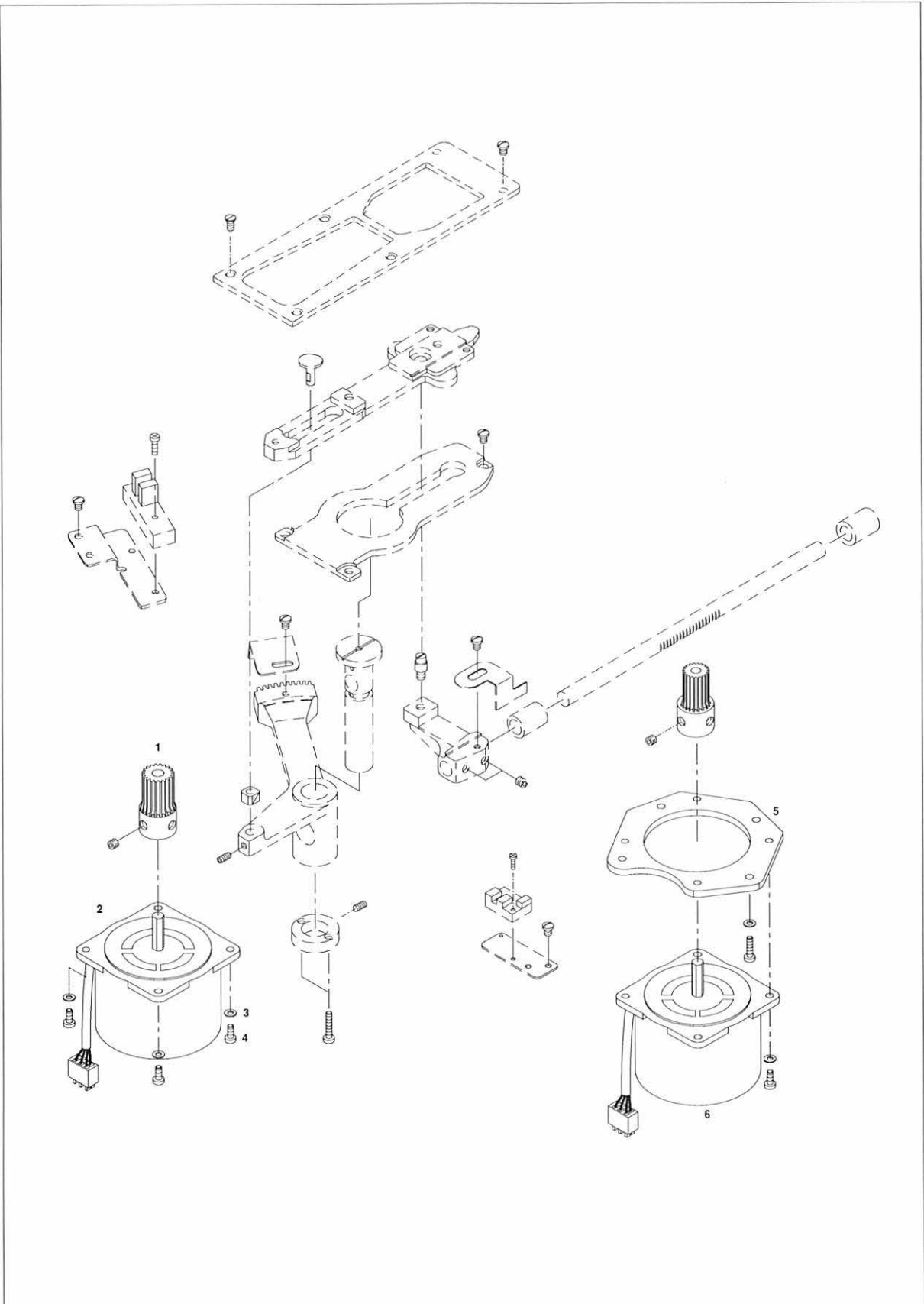
사절 관계



S

X-Y Mechanism

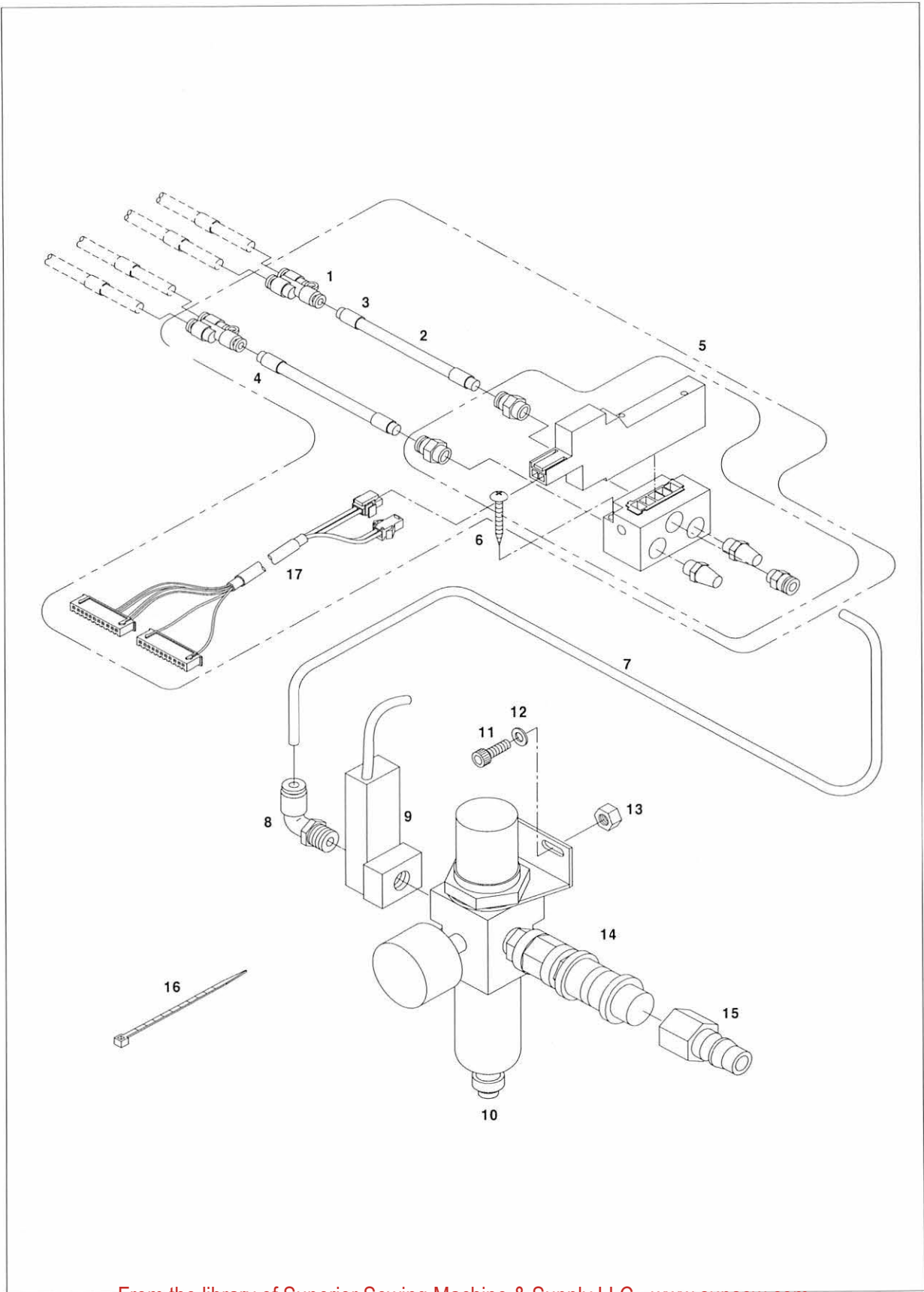
X-Y 관계





Air Control Mechanism

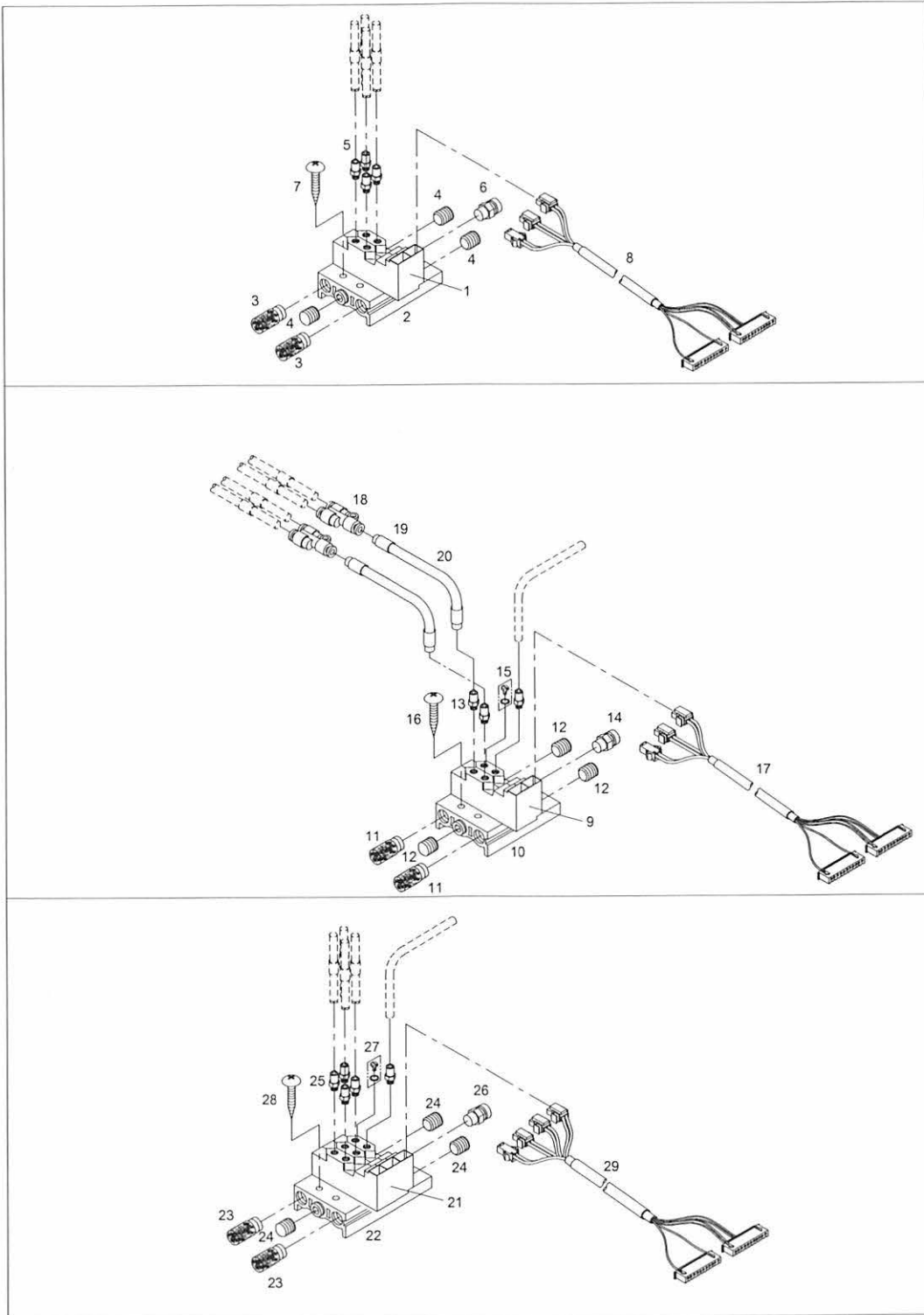
에어 제어 관계



T2

Air Control Mechanism(1)

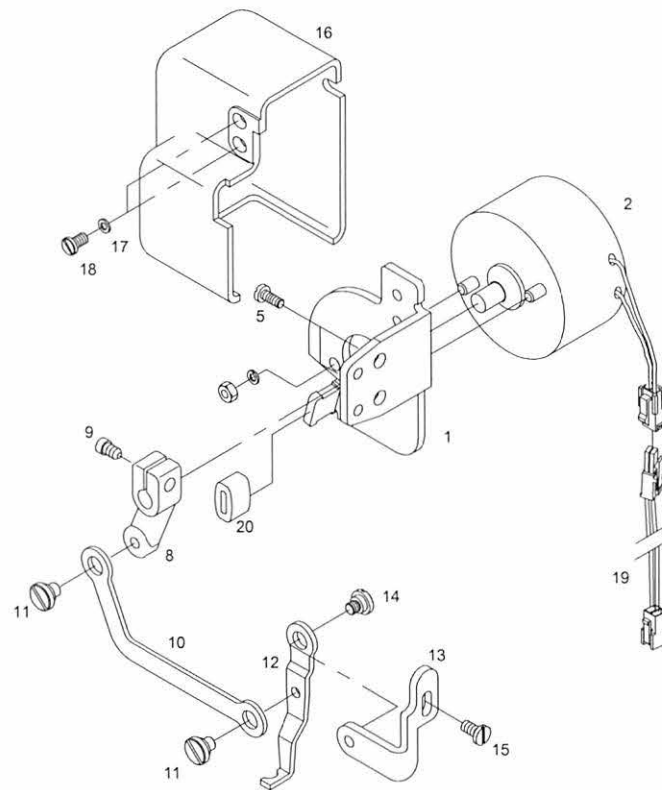
에어 제어 관계(1)



U1

Wiper Mechanism (Option)

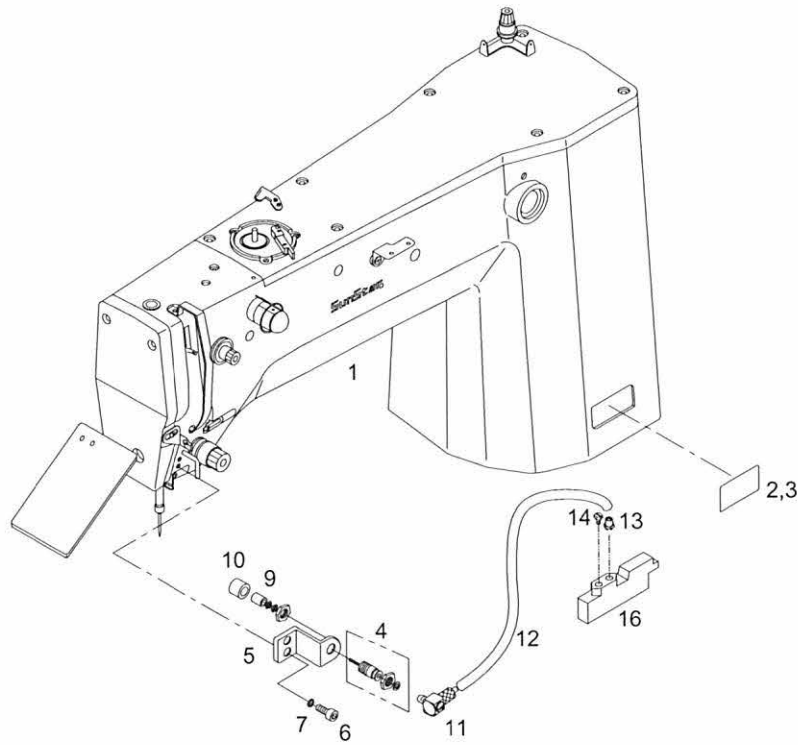
와이퍼 관계 (선택사양)



U2

Upper Thread Holding Device Mechanism (Option)

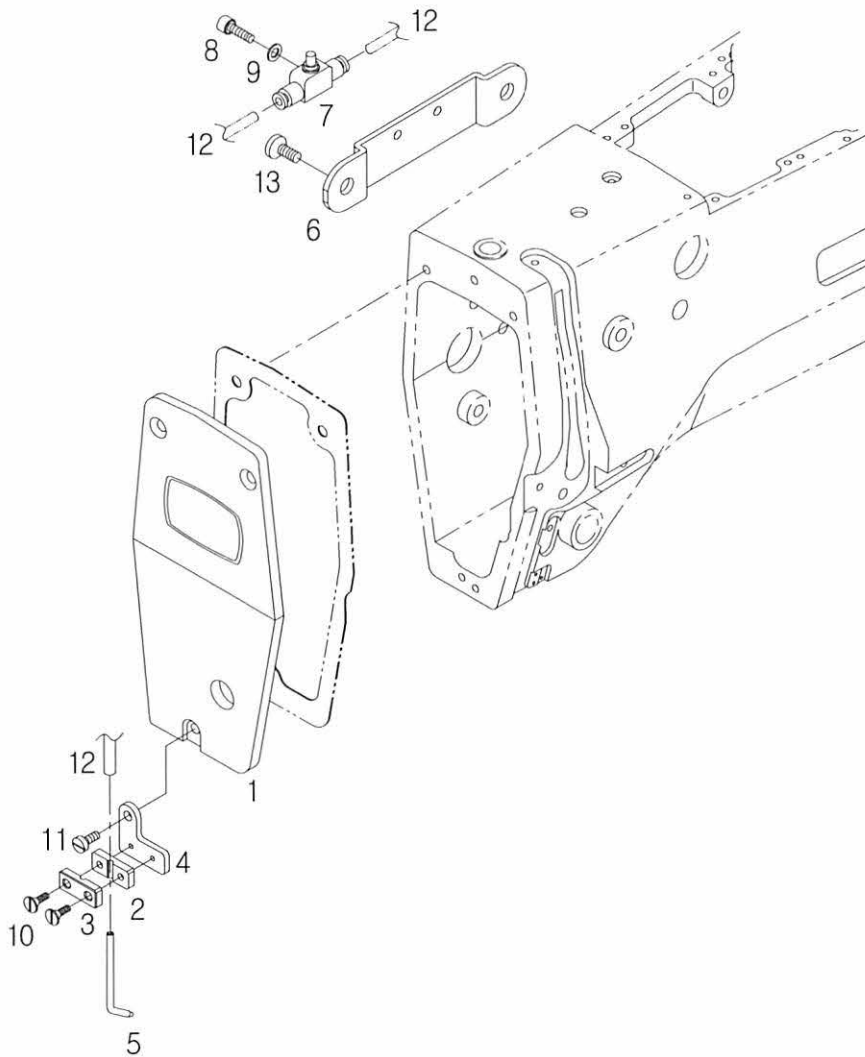
윗실 홀딩 장치 관계 (선택사양)



V2

Needle Cooler Device Mechanism (Option)

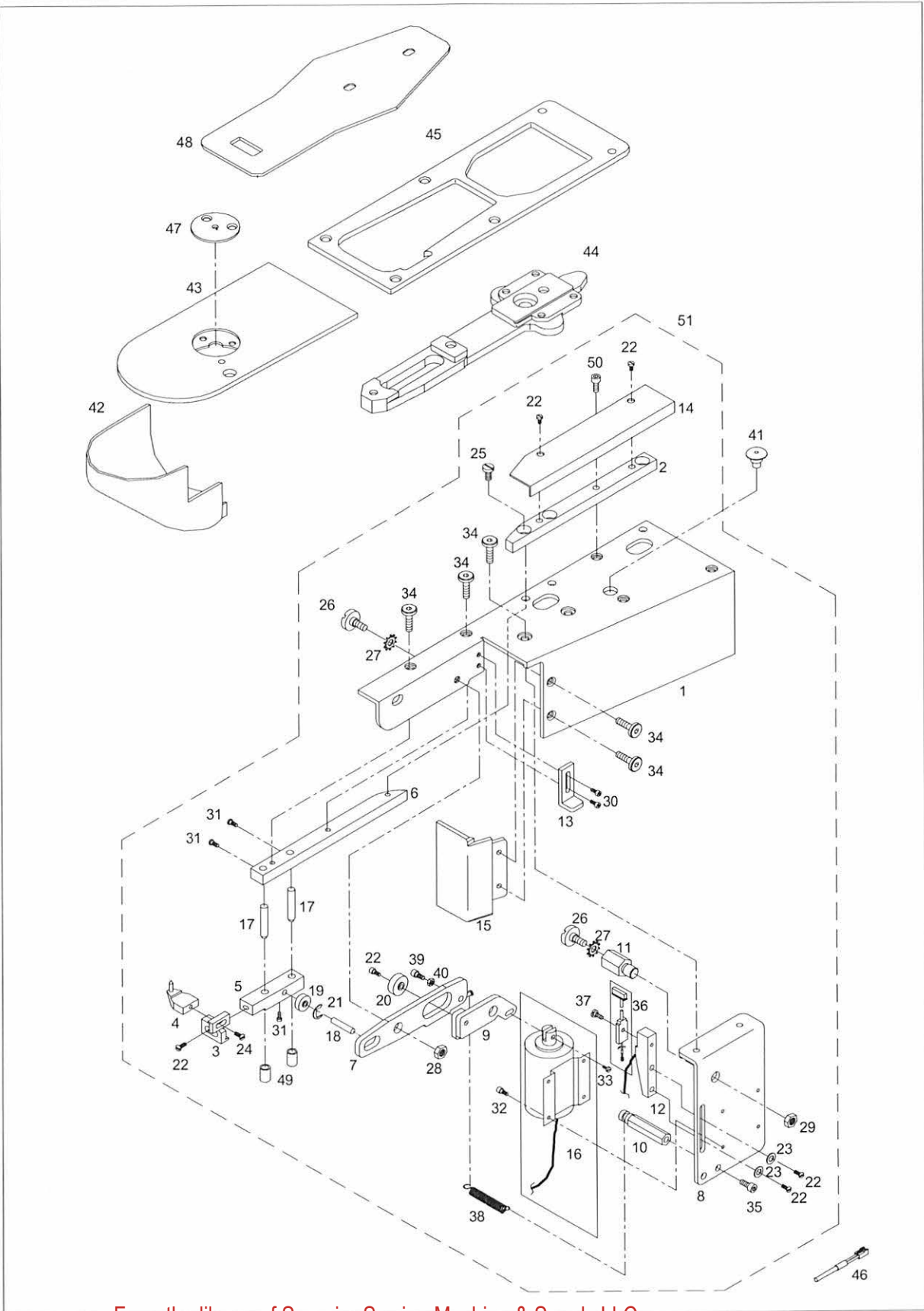
니들 쿨러 장치 관계 (선택사양)



W

SPS/D-B1201M(HP)

벤트홀 장치 관계 (HP)

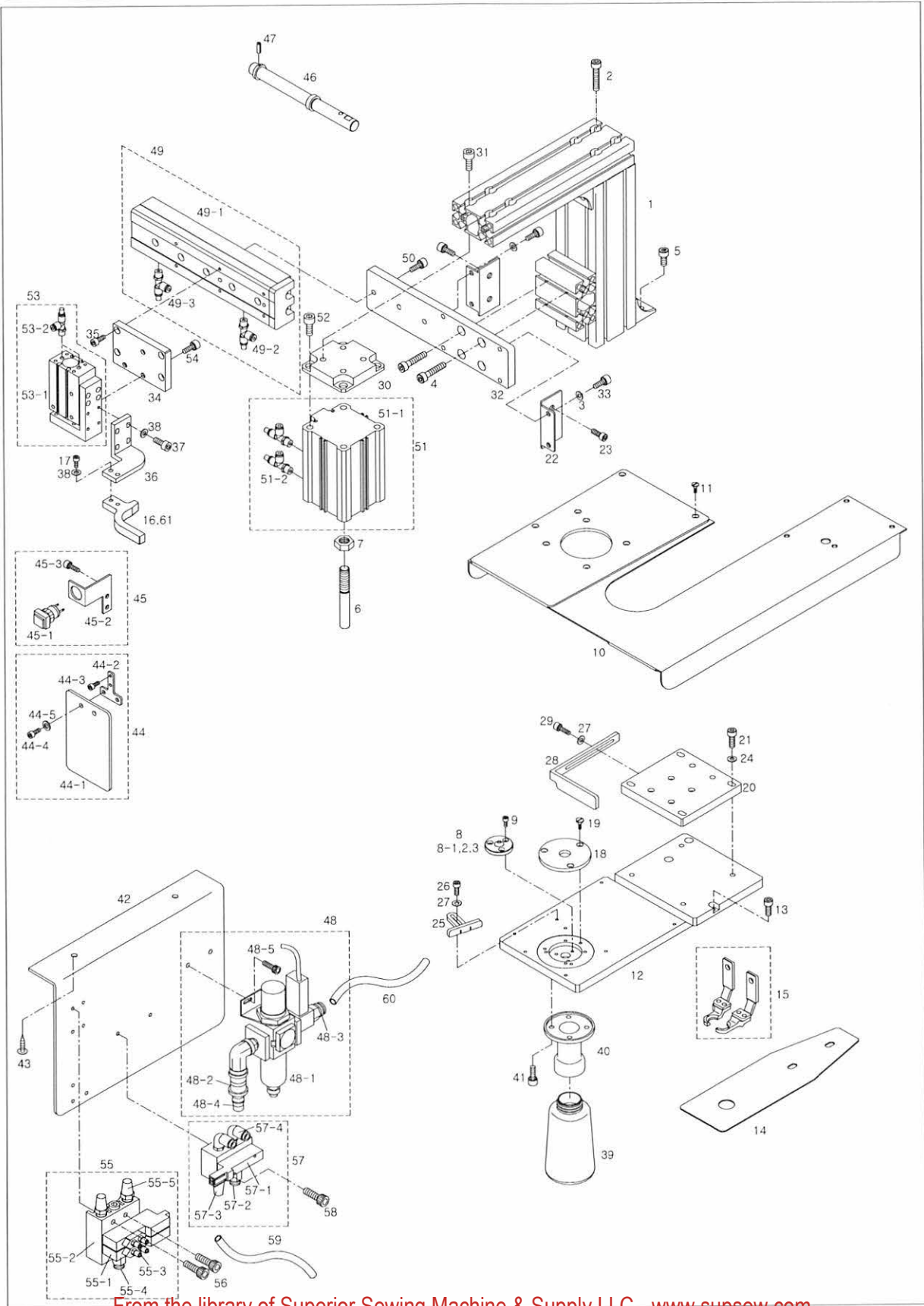




Ref. No.	Parts No.	Note	Name of Parts	품 명	Q'ty	Applied Period
W-1	GP-038717-04		Hole Pattern Base	구멍 고정 장치 베이스	1	Jun.15.12
	GP-038717-03		Hole Pattern Base	구멍 고정 장치 베이스	1	Jan.18.11
W-2	GP-050975-00		Cover Guide	커버 가이드	1	
W-3	GP-051285-01		Pin Plate A	핀 플레이트 A	1	Jan.18.11
W-4	GP-050976-01		Pin A	핀 A	1	Jan.18.11
W-5	GP-050439-04		Pin Plate B	핀 플레이트 B	1	Jan.18.11
W-6	GP-050977-01		Pin Plate C	핀 플레이트 C	1	Nov.25.10
W-7	85-006A-12HP		Pin Plate D	핀 플레이트 D	1	
W-8	GP-051286-01		Link-Lever A	링크 레버 A	1	Jan.18.11
	GP-051286-00		Link-Lever A	링크 레버 A	1	Nov.25.10
W-9	85-008C-12HP		Link-Lever B	링크 레버 B	1	
W-10	GP-002382-00		Spring Holder	스프링 홀더	1	
W-11	85-010S-12HP		Bolt B (M8xP1.25)	볼트 B	1	
W-12	GP-050978-00		Sensor Plate	센서 플레이트	1	
W-13	GP-051287-00		Stoper	스토퍼	1	Nov.25.10
W-14	85-013A-12HP		Cover A	커버 A	1	
W-15	GP-050979-00		Cover B	커버 B	1	
W-16	10-044A-12HP		Solenoid	솔레노이드	1	
W-17	85-016P-12HP		Pin B	핀 B	2	
W-18	85-017P-12HP		Pin C	핀 C	1	
W-19	85-034A-12HP		Bearing	베어링	1	
W-20	85-019C-12HP		Bearing	베어링	1	
W-21	PSR-AC000400		E Ring	E 링	1	
W-22	PSC-AC004100		Screw (M4xP0.7, L=8)	스크류	6	
W-23	DWS-AA003700		Washer	와셔	2	
W-24	PSC-AC0055900		Screw (M3X0.5P L=8)	스크류	1	
W-25	PSC-AC014600		Screw (M5 x P0.8 L=8)	스크류	1	
W-26	DSC-FA019200		Screw (15/64"n=28)	스크류	2	
W-27	85-036P-12HP		Wave Washer	와셔	2	
W-28	DSN-AA000400		Nut (15/64" n=28 h=3)	너트	1	
W-29	85-035S-12HP		Nut (M8x1.25 h=6.5)	너트	1	
W-30	85-025S-12HP		Screw (M4X0.7P L=6)	스크류	2	
W-31	85-026S-12HP		Screw (M4X0.7P L=4)	스크류	3	
W-32	85-027S-12HP		Screw (M3X0.5P L=5)	스크류	4	
W-33	85-028S-12HP		Screw (M3X0.5P L=5)	스크류	1	
W-34	85-029S-12HP		Screw (M5 x P0.8 L=10)	스크류	6	
W-35	85-030S-12HP		Screw (M5X0.8 L=12)	스크류	1	
W-36	CA-000365-00		Sensor	누름판 센서	1	
W-37	88-032S-12HP		Screw (M3X0.5P L=10)	스크류	1	
W-38	85-038G-12HP		Spring	스프링	1	
W-39	85-039S-12HP		Screw (M4X0.7P L=12)	스크류	1	
W-40	85-040S-12HP		Nut (M5X0.8P h=4)	너트	1	
W-41	DPK-CB000500		Rubber Cap	고무마개	1	
W-42	07S147S-306H		Hook Cover	훅커버 (조)-HP	1	
W-43	10-340A-120H		Needle Plate	침판-HP	1	
W-44	CYF-BA000200		Cloth Feed Plate	하부 이송판	1	
W-45	GP-009822-01		Feed Guide Bracket	피이드 가이드 브라켓	1	Sep.19.12
W-46	CA-000364-04		Sensor connecting Cable	센서 입력 케이블	1	
W-47	GP-002987-00		Needle Plate Cover-HP	침판커버-HP	1	
W-48	22-004A-12HP		Cloth Feed Plate-HP	이송판-HP	1	
W-49	BS-000090-00		Pin Plate B Bushing	핀 플레이트 B 붓심	2	
W-50	PSC-AC002100		Screw(M4xP0.7 L=5)	고정나사	1	
W-51	AS-015446-07		Hole Pattern Attachment	구멍 고정 장치 (조)	1	Jun.15.12

W1

SPS/D-B1201M(HP II) 벤트홀 장치 관계 (HP II)



From the library of Superior Sewing Machine & Supply LLC - www.supsew.com

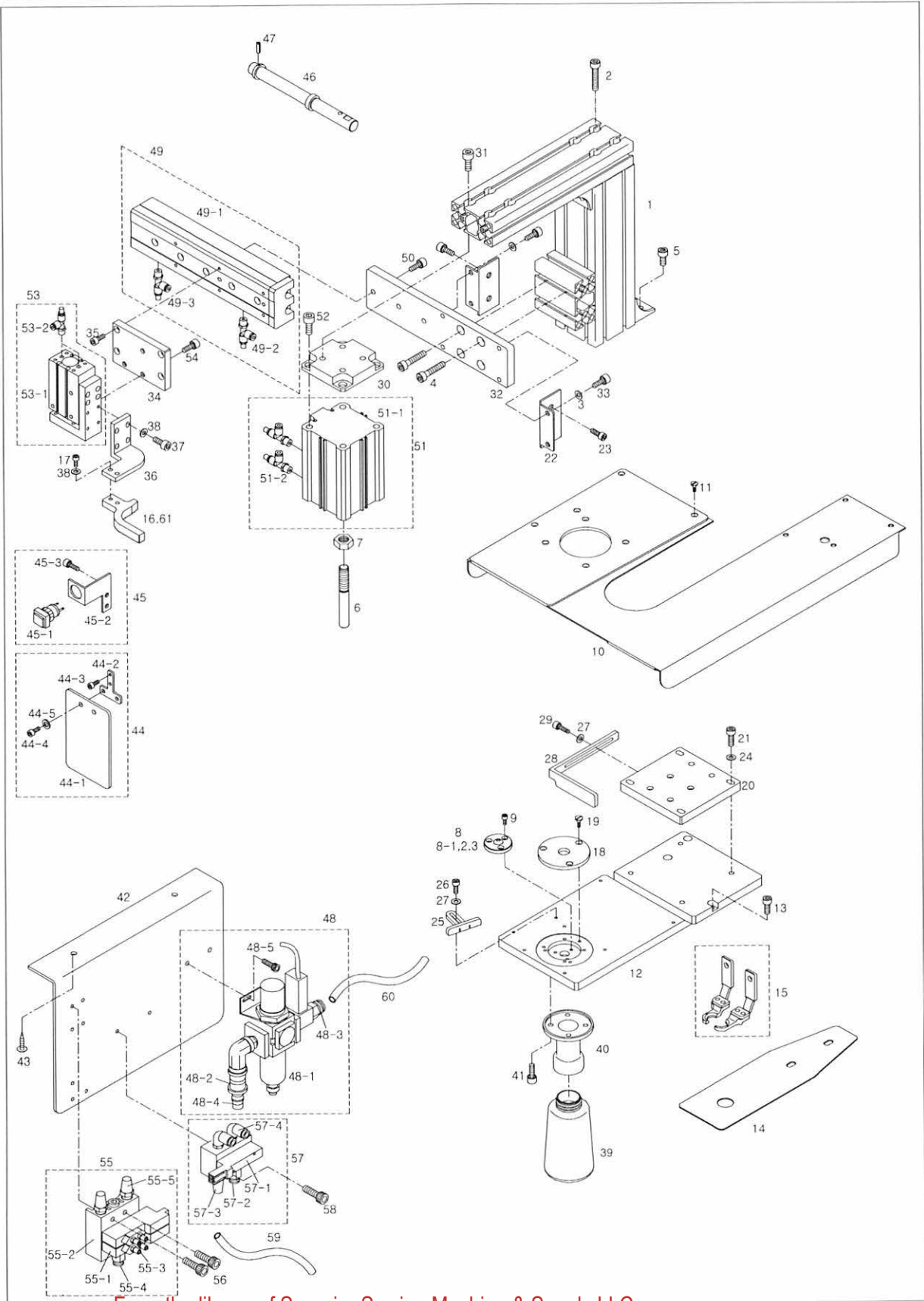


Ref. No.	Parts No.	Note	Name of Parts	품 명	Q'ty	Assembly No.
W1-1	AS-007169-01		Profile(Ass'y)	프로파일(조)	1 set	
W1-2	PSC-AC001900		Screw (M6 x L35)	Profile 고정나사 (M6 x L35)	4	
W1-3	PWS-AA000400		Washer	washer	12	
W1-4	PSC-AC008500		Screw (M6 x L40)	Profile 고정나사 2 (M6 x L40)	4	
W1-5	16059SC-7113		Screw (M6 x L12)	Profile 브라켓 고정나사 (M6 x L12)	2	
W1-6	GP-033103-00		Punching Bar	펀칭대	1	
W1-7	SN-000116-00		Nut (M10)	펀칭대 너트 (M10)	1	
W1-8	GP-033749-00		Punching Plate(Φ2.5)	펀칭판 (Φ2.5)	1	
W1-8-1	GP-034906-00	Option	Punching Plate(Φ1.6)	펀칭판 (Φ1.6)	1	
W1-8-2	GP-034907-00	Option	Punching Plate(Φ3.2)	펀칭판 (Φ3.2)	1	
W1-8-3	GP-034910-00	Option	Punching Plate(Φ4.8)	펀칭판 (Φ4.8)	1	
W1-9	PSC-AC011500		Screw (M3 x L6)	펀칭판 고정나사 (M3 x L6)	3	
W1-10	GP-033762-00		Feed Plate Cover(Ass'y)(D)	침판 지지커버(조)(D)	1	
W1-11	DSC-BA001900		Screw (M3 x L12)	침판 지지커버 부착나사 (M3 x L12)	7	
W1-12	GP-033759-00		Support Plate(D)	받침판(HP-D)	1	
W1-13	03057SC-T121		Screw (11/64" n=40)	받침판 고정나사 (11/64" n=40)	3	
W1-14	GP-033756-01		Lower Feed Plate(D)[HP II]	하피이드판(D)[HP II]	1	
W1-15	22-539A-120H		Circle Work Clamp Foot Ass'y	원형노루발(조)	1Set	
W1-16	GP-033748-00		Support Presser Foot	보조 노루발	1	
W1-17	PSC-AC000800		Screw (M4 x L12)	보조 노루발 부착나사 (M4 x L12)	2	
W1-18	GP-033109-00		Punching Plate Cover	펀칭판커버	1	
W1-19	DSC-BA001900		Screw (M3 x L12)	펀칭판 커버 부착나사 (M3 x L12)	3	
W1-20	GP-033115-00		X-Control Sub Plate	좌우조정 보조 받침판	1	
W1-21	15039SC-4532		Screw (M5 x L18)	좌우조정 보조 받침판 고정나사 (M5 x L18)	4	
W1-22	GP-034026-00		Support Connection Plate	지지 연결판	2	
W1-23	16059SC-7113		Screw (M6 x L12)	지지 연결판 부착나사 1 (M6 x L12)	4	
W1-24	DWS-AA000600		Washer	washer(M5)	4	
W1-25	GP-034025-00		X-Guide	X - 가이드	1	
W1-26	15039SC-4113		Screw (M3 x L15)	X-가이드 고정나사 (M3 x L15)	1	
W1-27	PWS-AA002900		Washer	washer(M3)	3	
W1-28	GP-033744-00		Y-Guide	Y - 가이드	1	
W1-29	PSC-AC010200		Screw (M3 x L8)	Y-가이드 고정나사 (M3 x L8)	2	
W1-30	PSC-AC007200		Punching Cylinder Connection Plate	펀칭 실린더 연결판	1	
W1-31	06025MC-7113		Screw (M6 x L25)	펀칭 실린더 연결판 부착나사 (M6 x L25)	4	
W1-32	GP-032654-00		X-Transfer Cylinder Connection Plate	X-이송 실린더 연결판	1	
W1-33	PSC-AC004000		Screw (M4 x L8)	X-이송 실린더 연결판 부착나사 (M4 x L8)	3	
W1-34	GP-032655-00		Y-Transfer Cylinder Connection Plate	Y-이송 실린더 연결판	1	
W1-35	PSC-AC004100		Screw (M4 x L8)	Y-이송 실린더 연결판 부착나사 (M4 x L8)	4	
W1-36	GP-033746-01		Presser Foot Connection Plate	노루발 연결판	1	Jul.13.09
W1-37	PSC-AC000800		Screw (M4 x L12)	보조 노루발 연결판 부착나사 (M4 x L12)	4	
W1-38	DWS-AA001100		Washer	washer(M4)	6	
W1-39	90-002C-7400		Plastic Bottle	받침통	1	
W1-40	CST-BA000100		Plastic Bottle Cover	받침통 받이	1	
W1-41	PSC-AC010200		Screw (M3 x L8)	받침통 부착나사 (M3 x L8)	4	
W1-42	GP-034040-00		Manifold Bracket	매니폴드 브라켓	1	
W1-43	SC-000411-00		Screw (ST4 x L16)	매니폴드 브라켓 부착나사(목나사)	2	
W1-44	AS-007499-00		Safete Plate Ass'y	안전판(조)	1Set	
W1-44-1	GP-033913-00		Safete Plate	안전판	1	
W1-44-2	GP-033914-00		Safete Plate Holder	안전판 홀더	1	
W1-44-3	13020SC-7113		Screw (M3 x L8)	안전판 홀더 고정나사 (M3 x L8)	2	
W1-44-4	DSC-BJ000200		Screw (11/64" n=40)	안전판 고정나사 (11/64" n=40)	2	
W1-44-5	DWS-AA000500		Washer	평washer	2	
W1-45	AS-007533-00		Emergency Switch Ass'y	비상 스위치 (조)	1Set	
W1-45-1	GP-019553-00		Emergency Switch	비상 스위치	1	
W1-45-2	GP-034037-00		Emergency Switch Holder	비상 스위치 홀더	1	
W1-45-3	03057SC-A001		Screw (11/64" n=40)	비상스위치 홀더 고정나사 (11/64" n=40)	2	
W1-46	GP-032918-00		Hand Pulley Shaft	핸드풀리축	1	

W1

SPS/D-B1201M(HP II)

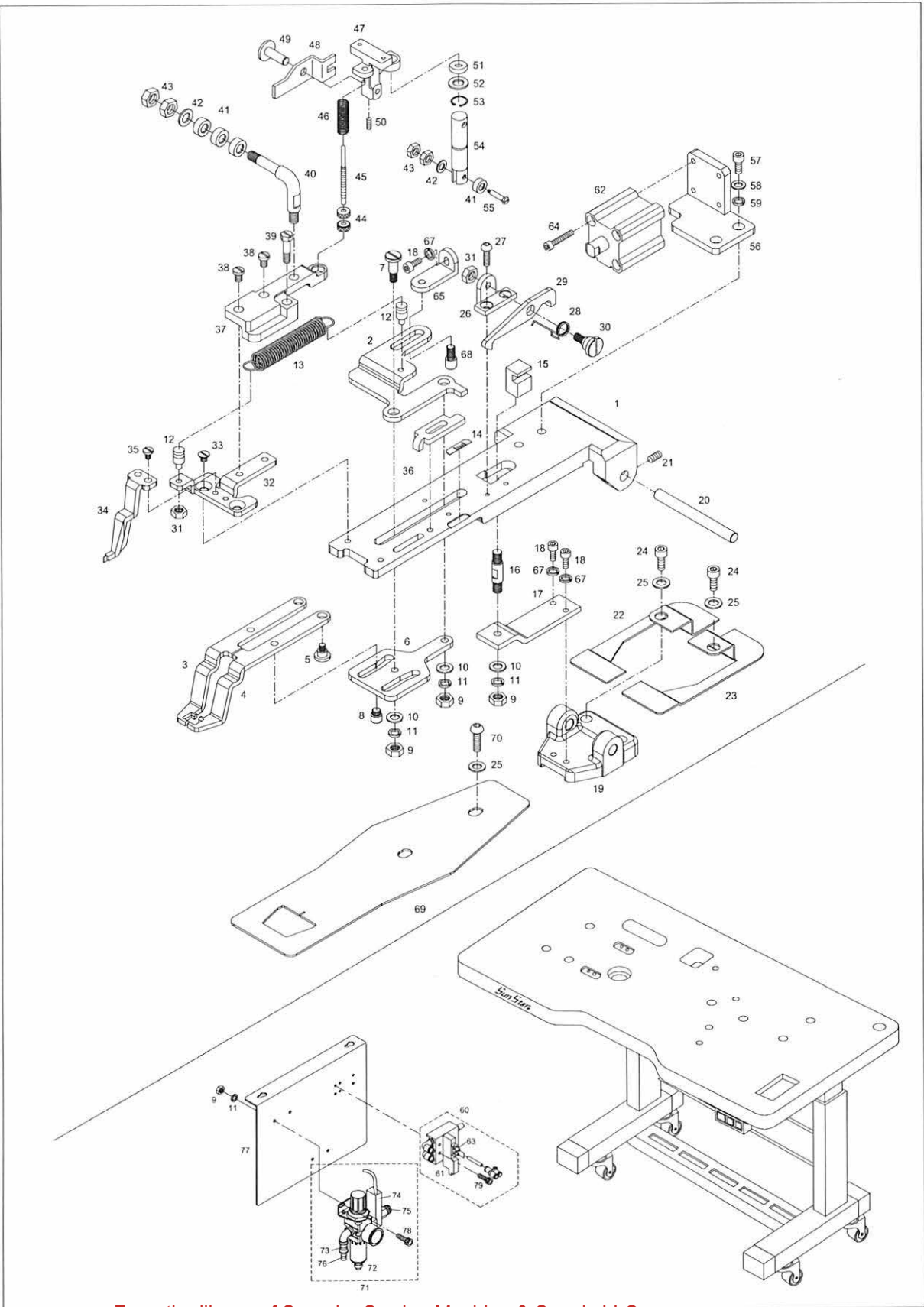
벤트홀 장치 관계 (HP II)



W2

SPS/D-B1201M(HE)

아일렛 버튼홀 장치 관계(HE)



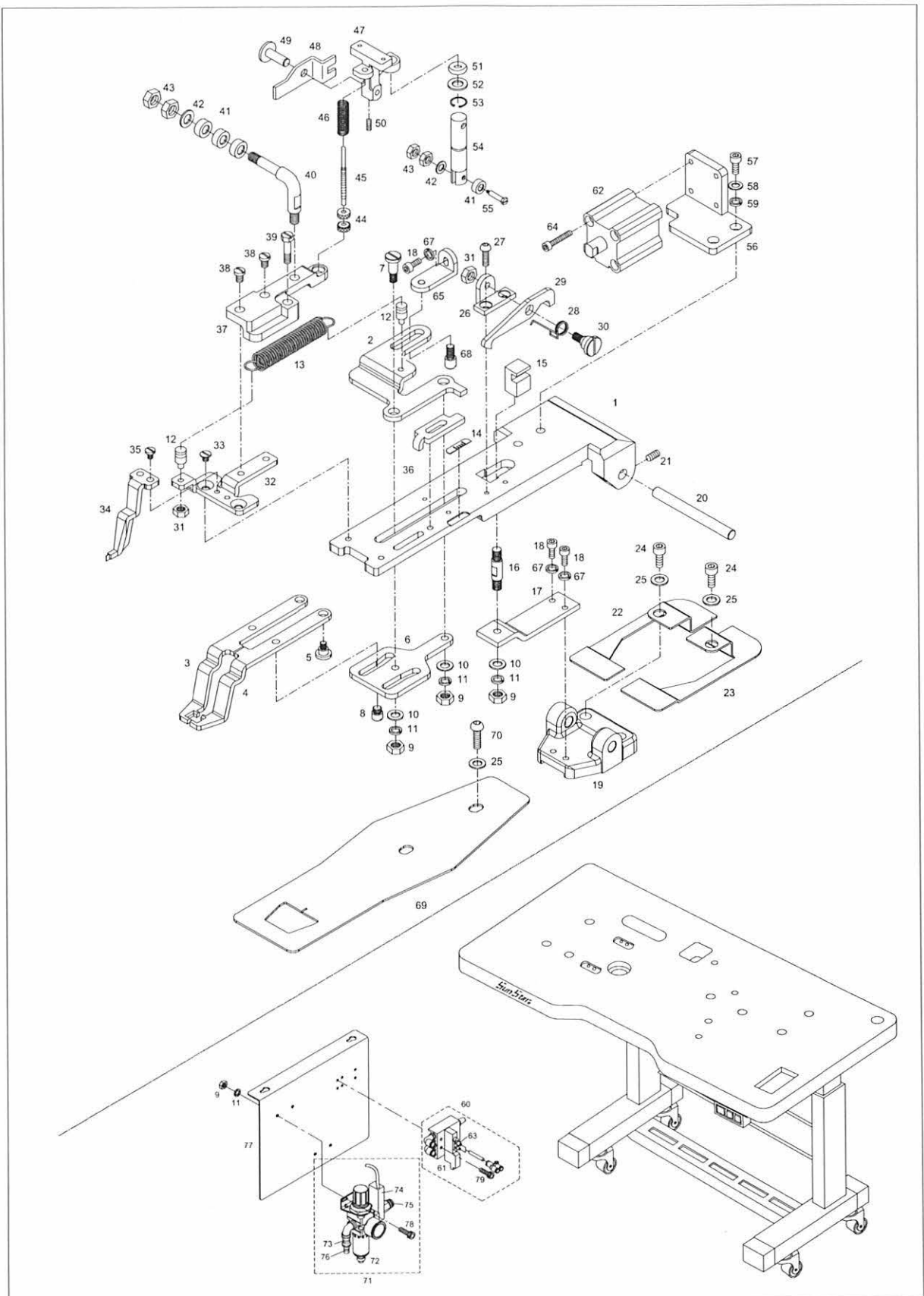


Ref. No.	Parts No.	Note	Name of Parts	품 명	Q'ty	Applied
W2-1	GP-035620-01		Clamp Holder	클램프 홀더	1	
W2-2	GP-036485-00		Cam Plate Guide	캠 판 가이드	1	
W2-3	GP-035139-00		Work Clamp Foot-Left	노루발-좌(HE전용)	1	
W2-4	GP-035140-00		Work Clamp Foot-Right	노루발-우(HE전용)	1	
W2-5	SC-001202-00		Work Clamp Foot Fixing Screw	노루발 고정 단나사	2	
W2-6	GP-035129-00		Cam Plate	캠 판	1	
W2-7	SC-001203-00		Cam Plate Fixing Screw	캠 판 고정 단나사	2	
W2-8	PN-000572-00		Cam Plate Guide Pin	캠 판 가이드 핀	2	
W2-9	PSN-AA000100		Nut	너트 (M5)	5	
W2-10	PWS-AA000400		Washer	평와셔	3	
W2-11	DWS-AA000600		Washer	스프링와셔	5	
W2-12	GP-035267-00		Holder for Spring	스프링 걸이	2	
W2-13	GP-035143-00		Spring	가이드 조정 스프링	1	
W2-14	GP-036631-00		Sticker	눈금 가이드 스티커	1	
W2-15	GP-035135-01		Shaft Fixing Block	축 고정 블록	1	
W2-16	GP-035136-00		Lever Fixing Shaft	레버 고정 축	1	
W2-17	GP-035137-01		Lever Fixing Shaft Support Bracket	레버 고정 축 지지 브라켓	1	
W2-18	PSC-AC004100		Screw	육각구멍붙이나사 (M4xP0.7, L=8)	3	
W2-19	GP-035133-01		Base for Clamp Holder	클램프 홀더 베이스	1	Oct.30.09
W2-20	23-005A-120B		Button Clamp Holder Base Shaft	버튼 클램프 홀더 축	1	
W2-21	DSC-CB000700		Screw	고정나사	2	
W2-22	CCP-BJ001100		Dust Plate(L)	먼지막이 부착판(좌)	1	
W2-23	CCP-BJ001200		Dust Plate(R)	먼지막이 부착판(우)	1	
W2-24	PSC-AC000600		Screw	찜나사	3	
W2-25	PWS-AA000300		Washer	고정와셔	5	
W2-26	GP-035134-01		Lever Fixing Bracket	레버 고정 브라켓	1	Oct.23.09
W2-27	DSC-BA001900		Screw	접시머리나사 (M3xP0.5, L=10)	2	
W2-28	GP-035144-00		Lever Spring	레버 스프링	1	
W2-29	GP-035131-01		Fixing Lever	고정 레버	1	Oct.21.09
W2-30	SC-001204-01		Lever Fixing Screw	레버 고정 단나사	1	
W2-31	DSN-AA000900		Nut	너트(11/64")	2	
W2-32	GP-035138-00		Pick-up Guide	올림 가이드	1	
W2-33	DSC-BB000500		Screw	접시머리나사 (11/64 n=40, L=5)	2	
W2-34	GP-035266-00		Center Point Guide(Ass'y)	중심점 가이드 (조)	1Set	
W2-35	DSC-BJ001300		Screw	나사(9/64", L=10)	2	
W2-36	GP-035127-00		Adjusting Plate	눈금 조정판	1	
W2-37	GP-036697-01		Pick-up Guide Fixing Bracket	올림 가이드 고정브라켓	1	
W2-38	DSC-BJ000200		Screw	나사(11/64")	2	
W2-39	SC-001242-00		Screw	나사(11/64")	1	
W2-40	GP-035132-00		Clamp Holder Bar	클램프 홀더 봉	1	
W2-41	CPR-CL000100		Button Clamp Roller	버튼 클램프 로울러	4	
W2-42	DWS-AA000600		Washer	고정와셔	2	
W2-43	DSN-AA000600		Nut	고정너트	4	
W2-44	DSN-CZ000100		Tension Adjusting Nut	장력조정너트	2	
W2-45	DSC-HZ000100		Tension Adjusting Screw	장력조정나사	1	
W2-46	GP-026121-01		Roller Guide Spring	스톱링크 스프링	1	
W2-47	CPR-BB000500		Holder for Button Clamp Lifting Lever	버튼클램프 올림레버홀더	1	
W2-48	21-043A-120B		Button Clamp Lifting Lever	버튼클램프 올림레버	1	
W2-49	DPN-AD002500		Button Clamp Lifting Lever Shaft	버튼클램프 올림레버축	1	
W2-50	DSC-CB000500		Screw(15/64" n=28)	고정나사	1	
W2-51	CPR-FB000100		Washer	누름판축 고무와셔	1	
W2-52	DWS-AA005700		Washer	와셔	1	
W2-53	PSR-AA000100		C-Ring (Ø15)	C링(호칭경Ø15)	1	
W2-54	GP-031948-00		Press Plate Shaft	누름판축	1	
W2-55	DSC-FB000600		Roller Stud for Press Plate Shaft	누름판축 로울러 단나사	1	
W2-56	GP-036673-00		Cylinder Bracket	실린더 브라켓	1	
W2-57	SC-000724-00		Screw	육각홈붙이나사(M6, L=15)	2	

W2

SPS/D-B1201M(HE)

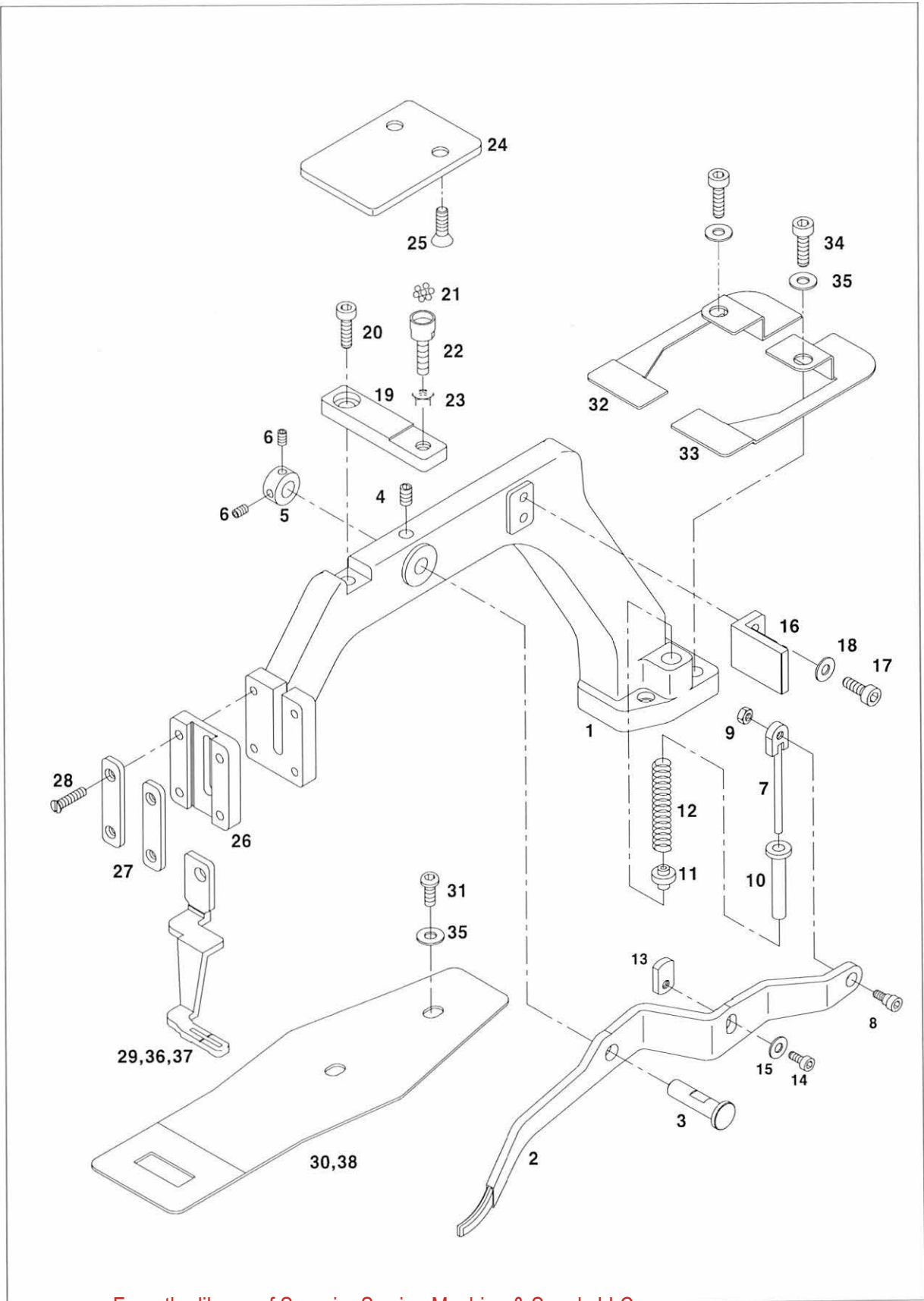
아일렛 버튼홀 장치 관계(HE)



X

Feed Mechanism (SPS/D-B1201M(BA))

피이드 관계 (SPS/D-B1201M(BA))





Option Parts

선택사양 관계

◎ 표준형 / Standard Type

PART NAME (품명)	SPS/C(D)-B1201 □			
	HA (공압용)	H (후물용)		M (일반용)
WORK CLAMP FOOT (노루발)				
Ass'y(조)	22-501A-120H	22-021A-120H	AS-006051-00	AS-015115-00
LEFT(좌)	U:22-601A-120H D:22-602A-120H	GP-035914-00	GP-025256-00	GP-035917-00
RIGHT(우)	U:22-603A-120H D:22-604A-120H	GP-035916-00	GP-025254-00	GP-035933-00
FEED PLATE (이송판)				
	GP-049772-00	22-029A-120H	22-146A-120H	GP-025272-01

PART NAME (품명)	SPS/C(D)-B1201 □					
	L (박물용)			K (니트용)		
WORK CLAMP FOOT (노루발)				Without Knurling 	Without Knurling 	
LEFT(좌)	GP-035934-00			GP-035936-00	22-123A-120K	
RIGHT(우)	GP-035935-00			GP-035937-00	22-124A-120K	
FEED PLATE (이송판)		Without Knurling 	t=0.8 	t=0.8 Without Knurling 		Without Knurling
	22-033A-120L	22-034A-120L	22-035A-120L	22-036A-120L	22-035A-120K	GP-049770-00

◎ 선택형 / Option Type

Part Name	Option(옵션)-1	Option(옵션)-2	Option(옵션)-3	Option(옵션)-4	Option(옵션)-5	Option(옵션)-5-1	Option(옵션)-6
WORK CLAMP FOOT (노루발)							
LEFT(좌)	22-119A-120H	22-121A-120H	22-126A-120H	22-135A-120H	22-141A-120H	22-502A-120H	22-144A-120H
RIGHT(우)	22-120A-120H	22-122A-120H	22-127A-120H	22-136A-120H	22-142A-120H	(Ass'y)(조)	22-145A-120H
FEED PLATE (이송판)							
	22-129A-120H	22-130A-120H	22-128A-120H	22-242A-120H	22-143A-120H	22-147A-120H	

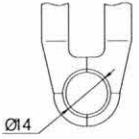
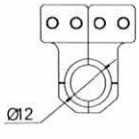
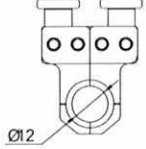
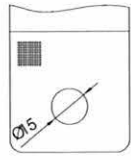
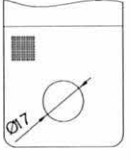
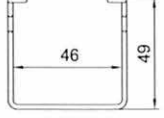
	Option-Lengthwise 세로 옵션	Option-Half Moon 반달 옵션		
WORK CLAMP FOOT (노루발)				
LEFT(좌)	22-123A-120L	22-131A-120H	22-231A-120H	U:GP-049012-00, D:GP-049013-00
RIGHT(우)	22-124A-120L	22-132A-120H	22-232A-120H	U:GP-049014-00, D:GP-049015-00
FEED PLATE (이송판)	Without Knurling 			
	22-133A-120L	22-134A-120H	22-234A-120H	GP-049016-00
FINGER GUARD (핑거가드)		—	—	—
	GP-005349-01	—	—	—



Option Parts

선택사양 관계

● 선택형 / Option Type

	Option-Circle 원형 옵션		
WORK CLAMP FOOT (노루발)			
LEFT(좌)	22-138A-120H	22-605A-120H	22-539A-120H
RIGHT(우)	22-139A-120H	22-606A-120H	(Ass'y) (조)
FEED PLATE (이송판)			
	GP-049771-00	GP-049777-00	
FINGER GUARD (핑거가드)			
	22-125A-120H		



Index

Parts No.	Name of Parts	Page	Ref.No.	Parts No.	Name of Parts	Page	Ref.No.	Parts No.	Name of Parts	Page	Ref.No.
006-0PT-1201	Screw Nail	37	K-5	10-012M-PT10	Main Board Stud	45	M-52	49A004S-30H1	Quick Joint Plug	57	T-15
006-0PT-1201	Support Bracket for K-3	37	K-4	10-016M-SW66	Screw(M6xL12)	77	X-20	49A019S-811H	Manifold Block	71	W1-55-2
006-0PT-1201	Table Drawer	37	K-3	10-016S-CPT1	Screw(M4xL12)	43	M-4	50A048S-811H	Manifold Block	59	T-22
006-0PT-1201	Screw Nail	39	K1-6	10-016S-CPT1	Screw(M4xL12)	43	M-6	62-001A-12HA	Upper Thread Holding Pin Cylinder Bracket	63	U-11-5
006-0PT-1201	Support Bracket for K-3	39	K1-5	10-016S-CPT1	Screw(M4xL12)	43	M-8	85-006A-12HP	Pin Plate D	67	W-7
006-0PT-1201	Table Drawer	39	K1-4	10-016S-CPT1	Screw(M4xL12)	43	M-10	85-008C-12HP	Link-Lever B	67	W-9
01-001A-120D	Arm & Bed Ass'y	11	A-100	10-020M-SW66	Screw(M3xL12)	43	M-22	85-010S-12HP	Bolt B (M8xP1.25)	67	W-11
01-001M-PT01	Screw(M6xL45)	45	M-70	10-020M-SW66	Screw(M3xL12)	45	M-47	85-013A-12HP	Cover A	67	W-14
01-001S-NET1	Screw(M3xL6)	45	M-74	10-043A-120M	Needle Plate Cover(M)	27	G-39	85-016P-12HP	Pin B	67	W-17
01-002A-12HA	Arm(Pneumatic Type)	63	U-11-1	10-044A-12HP	Solenoid	67	W-16	85-017P-12HP	Pin C	67	W-18
01-003S-2070	Screw(M4xL16)	45	M-53	10-073S-3701	Screw(M3xL10)	45	M-76	85-019C-12HP	Bearing	67	W-20
01-003S-SW66	Spring Washer(M6)	45	M-71	10-143A-120K	Needle Plate Cover(L, K)	27	G-40	85-025S-12HP	Screw (M4X0.7P L=6)	67	W-30
01-010C-3800	Washer	39	K1-26	10-340A-120H	Needle Plate	67	W-43	85-026S-12HP	Screw (M4X0.7P L=4)	67	W-31
01-017C-DU33	Screw(M4xL25)	43	M-39	10A042S-811E	Needle Plate Cover	53	R-1	85-027S-12HP	Screw (M3X0.5P L=5)	67	W-32
01-020W-2700	Washer	29	G-59	11-002S-5050	Fixing Screw For O/P Board	47	N-5	85-028S-12HP	Screw (M3X0.5P L=5)	67	W-33
01-035P-7400	Pin	11	A-102	11-002S-5050	Fixing Screw For CF Card Board	47	N-9	85-029S-12HP	Screw (M5 x P0.8 L=10)	67	W-34
01-037S-2070	Screw(M4xL10)	45	M-57	11-002S-5050	Fixing Screw For Rear Cove	47	N-13	85-030S-12HP	Screw (M5X0.8 L=12)	67	W-35
01A148S-811H	Cable Tie	57	T-16	11-011A-120H	Wiper Connecting Arm Ass'y	25	F-9	85-034A-12HP	Bearing	67	W-19
01S133S-306H	Earth Cable	11	A-104	11-024A-12HA	Wiper Link	61	U-10	85-035S-12HP	Nut (M8x1.25 h=6.5)	67	W-29
02-001B-BT01	Operator Cable	49	P-1	11-028A-12HA	Solenoid	61	U-2	85-036P-12HP	Wave Washer	67	W-27
02-001W-2302	Washer	55	S-3	11-033A-12HA	Wiper Cover	61	U-16	85-038G-12HP	Spring	67	W-38
02-008B-BT01	Step Motor Drive Signal Cable	49	P-2	11-034C-12HA	Wiper Solenoid Cable	61	U-19	85-039S-12HP	Screw (M4X0.7P L=12)	67	W-39
02-009B-BT01	Servo Motor Drive Signal Cable	49	P-7	11-035R-12HA	Rubber For Wiper Stopper	61	U-20	85-040S-12HP	Nut (M5X0.8P h=4)	67	W-40
02-010B-BT01	Servo Motor Auxiliary Cable	49	P-12	12-001M-PT10	Magnetic Rubber	39	K1-30	88-032S-12HP	Screw (M3X0.5P L=10)	67	W-37
02-011B-BT01	Solenoid Power Cable	49	P-4	13020SC-7113	Screw (M3 x L8)	69	W1-44-2	90-002C-7400	Oiler	39	K1-17
02-012B-BT01	Servo Motor Power Cable	49	P-9	15-026M-1000	Cable Tie	47	N-10	90-002C-7400	Plastic Bottle	69	W1-39
02-013B-BT01	Step Motor Power Cable	49	P-6	15039SC-4113	Screw (M3 x L15)	69	W1-26	90A008S-811H	Accessory Case	37	K-6
02-014B-BT01	Cooling Fan Cable	49	P-14	15039SC-4532	Screw (M5 x L18)	69	W1-21	91-001C-BT10	Urethane Washer	45	M-73
02-002B-BT01	Foot Switch Input Cable	49	P-3	16059SC-7113	Screw (M6 x L12)	69	W1-5	91-001C-PT10	Washer(M6)	45	M-72
02-005B-BT01	Presser Foot Solenoid Cable	49	P-8	16059SC-7113	Screw (M6 x L12)	69	W1-23	91-005A-SH51	Power Switch	37	K-23
02-028A-120H	X Axis Step Motor Cable	49	P-5	20-020R-120H	X-Y Moter Oil Seal	31	H-52	91-005A-SH51	Power Switch	39	K1-22
02-029A-120H	Y Axis Step Motor Cable	49	P-15	20-054A-12HA	Y-Motor Mounting Plate	55	S-5	91-007A-2302	Thread Stand Ass'y	39	K1-21
02-030A-120H	Thread Trimming Solenoid Cable	49	P-8	21-043A-120B	Button Clamp Lifting Lever	73	W2-48	91-039S-5030	Screw	65	V-II-10
03026SW-9115	Washer	75	W2-59	22-004A-12HP	Cloth Feed Plate-HP	67	W-48	91-106A-120H	Oil Pan	39	K1-14
03057SC-A001	Screw (11/64" n=40)	69	W1-45-3	22-016G-120M	Spring For Lifting Lever(M)	33	I-41	91-CD01-2500	CD Manual	41	L-63
03057SC-T121	Screw (11/64" n=40)	69	W1-13	22-016G-120M	Spring For Lifting Lever(M)	77	X-12	ABW-PS0002	Bobbin Winder Base Ass'y	9	A-44
03071SC-A001	Screw(M3xL15)	11	A-94	22-023A-120H	Guide Cover For Work Clamp Foot	77	X-27	ABW-PS0003	Bobbin Winder Ass'y	9	A-43
03071SC-A001	Bolt For Speed Controller	65	V-II-8	22-030A-120M	Feed Plate(M)	33	I-30	AGA-SM0001	Work Clamp Foot(H) Ass'y	33	I-17-1
05-004B-XY10	Bushing	45	M-80	22-033A-120L	Feed Plate(L)-A	33	I-31	AHK-PS0001	Inner Hook Presser Shaft Ass'y	17	C-40
06-001S-3900	Screw(HP)	17	C-31-1	22-034A-120L	Feed Plate(L)-B	33	I-32	ALS-PS0002	Lower Shaft Ass'y	17	C-1
06025MC-7113	Screw (M6 x L25)	69	W1-31	22-035A-120K	Feed Plate(K)	33	I-33	AMB-PS0001	Saety Plate Ass'y	11	A-79
07-016S-4113	Screw(M4xP0.7xL12)	55	S-4	22-038A-120H	Ball Support Plate	77	X-24	AMB-PS0002	Silicon Tank Ass'y	9	A-25
07-023A-120L	Shuttle Race Ring(L)	17	C-25	22-039S-120H	Screw(M6)	77	X-25	AMB-PS0003	Thread Tension Adjusting Ass'y	11	A-69
07-224A-120H	Bobbin	41	L-10	22-501A-120H	Pneumatic Presser Foot Ass'y	51	Q-17	AMB-PS0006	Hook Cover Ass'y	17	C-43
07S023S-306H	Bobbin Case Ass'y(BL)	17	C-50	22-539A-120H	Circle Work Clamp Foot Ass'y	69	W1-15	AMB-PS0008	Thread Guide with Three Holes	9	A-17
07S111S-306H	Crank Rod	17	C-10	22A046S-306H	Solenoid Valve	71	W1-55-1	APR-PS0004	Presser Plate Link(C)	21	D-15
07S147S-306H	Hook Cover	67	W-42	22A048C-811H	Air Hose Label(S4R)	51	Q-14	AS-007169	Profile(Ass'y)	69	W1-1
08S101P-306H	Thread Take-Up Lever Ass'y(H)	13	B-8	22A048S-811H	Air Hose Label(S4L)	51	Q-10	AS-007499	Safete Plate Ass'y	69	W1-44
08S101S-306H	Thread Take-Up Lever Ass'y(L)	13	B-16	22A049S-811H	Air Hose Label(S3R)	51	Q-11	AS-007533	Emergency Switch Ass'y	69	W1-45
08S507S-123A	Screw	13	B-15	22A049S-811H	Air Hose Label(S3F)	51	Q-15	AS-007595	Filter Regulator Ass'y	69	W1-48
09-003C-5030	Upper Thread Holding Pin Cylinder Knuckle	63	U-II-9	22A065S-811H	Hose Label(S3F)	57	T-3	AS-007599	Air Cylinder Ass'y	71	W1-49
09-012S-CE53	Sticker	45	M-79	22A066S-811H	Hose Label(S4F)	57	T-4	AS-007600	Air Cylinder Ass'y	71	W1-53
10-002S-SW66	Screw(M3xL8)	43	M-27	22A201S-811H	Air Hose Tube	59	T-20	AS-007601	Air Cylinder Ass'y	71	W1-51
10-002S-SW66	Screw(M3xL8)	43	M-29	23-005A-120B	Button Clamp Holder Base Shaft	73	W2-20	AS-007605	Solenoid Valve Ass'y	71	W1-55
10-002S-SW66	Screw(M3xL8)	43	M-33	40-040A-120M	Thread Tension Adjusting Ass'y(M)	23	E-40	AS-007607	Solenoid Valve Ass'y	71	W1-57
10-002S-SW66	Screw(M3xL8)	45	M-49	40S144S-306H	Thread Release Bar Guide	23	E-38	AS-008037	Solenoid Valve Ass'y	75	W2-60
10-002S-SW66	Screw(M3xL8)	45	M-56	44S141S-306H	Oscillator Lubrication Plate	35	J-20	AS-008179	Filter Regulator Ass'y	75	W2-71
10-003M-PT01	Screw(M4xL8)	45	M-59	46S002S-306H	Washer	41	L-36	AS-015446	Hole Pattern Attachment	67	W-51
10-004M-SW68	Screw(M3xL5)	43	M-12	49-016A-12HA	Pneumatic I/O Cable	57	T-17	AS-017262	Arm & Bed Ass'y	11	A-106
10-004M-SW68	Screw(M3xL5)	43	M-14	49-016A-12HA	Pneumatic I/O Cable	59	T-8	ATA-PS0002	Second Thread Tension Adjusting Ass'y	23	E-15
10-004M-SW68	Screw(M3xL5)	43	M-19	49-016A-12HA	Pneumatic I/O Cable	59	T-17	ATA-PS0003	Thread Tension Adjusting Ass'y(H)	23	E-1
10-004M-SW68	Screw(M3xL5)	43	M-24	49-016A-12HA	Pneumatic I/O Cable	59	T-29	ATT-PS0004	Moving Mes	53	R-3

Index

Parts No.	Name of Parts	Page	Ref.No.	Parts No.	Name of Parts	Page	Ref.No.	Parts No.	Name of Parts	Page	Ref.No.
ATT-PS0006	Thread Trimming Lever "A"	27	G-51	CCP-CC0001	Spring Guide Rod	33	I-11	CMB-BH0001	Felt for Silicon Oil Supply	9	A-29
ATT-PS0008	Thread Trimming Lever "B"	27	G-48	CCP-CC0001	Spring Guide Rod	77	X-7	CMB-BJ0001	Safety Plate	11	A-80
ATT-PS0009	Moving Mes	27	G-44	CCP-CM0003	Lifting Lever(L)	33	I-2	CMB-BJ0001	Safety Plate	41	L-40
AXY-SM0008	Y-Senser Ass'y	31	H-49	CCP-CM0004	Lifting Lever(R)	33	I-3	CMB-BJ0014	Feed Guide Plate	31	H-38
AXY-SM0009	X-Senser Ass'y	31	H-48	CCP-KC0001	Cylinder Shaft	51	Q-16	CMB-FC0003	Face Plate Gasket	9	A-5
AXY-SM0010	Cloth Feed Plate Ass'y	31	H-47	CGA-GC0003	Work Clamp Foot-L(H)	33	I-17	CMB-FC0010	Bed Cover Gasket(L)	9	A-12
BD-000203	DDC Board	43	M-28	CGA-GC0004	Work Clamp Foot-R(H)	33	I-18	CMB-FC0011	Bed Cover Gasket(R)	9	A-15
BD-000207	Step Board	43	M-34	CGA-GJ0005	Feed Plate(H)	33	I-29	CMB-FD0001	Bed Rubber	9	A-36
BD-000216	CF Card Board	47	N-6	CHK-BD0001	Shuttle(L)	17	C-30	CMB-HK0001	Thread Guide(L)	9	A-19
BD-000217	O/P Board	47	N-3	CHK-BJ0001	Shuttle Upper Spring	17	C-36	CMB-HK0004	Thread Guide(L)	9	A-24
BD-000641	Main Board	45	M-50	CHK-CH0001	Shuttle Race Adjusting Shaft	17	C-33	CMB-HK0005	Thread Guide(R)	9	A-21
BD-000642	Backplane Board	43	M-21	CHK-HA0001	Shuttle(HBL)	17	C-53	CMB-HK0010	Thread Guide Plate	11	A-71
BD-000657	Digital Board	43	M-30	CHK-HA0002	Shuttle(H)	17	C-26	CMB-HK0012	Arm Thread Guide Ass'y	9	A-22
BS-000090	Pin Plate B Bushing	67	W-49	CHK-HA0003	Shuttle(M)	17	C-27	CMB-HM0001	Thread Tension Adjusting Shaft	11	A-70
CA-000342	SMPs Connecting Cable1	45	M-66	CHK-HA0016	Shuttle(MBL)	17	C-54	CMB-JB0001	Silicon Tank	9	A-26
CA-000343	SMPs Connecting Cable2	45	M-67	CHK-HB0001	Bobbin(BL)	17	C-51	CMB-JJ0001	Silicon Oil Window	9	A-27
CA-000344	Operation Cable	47	N-4	CHK-HB0002	Bobbin	17	C-22	CMB-JL0001	Silicon Felt	9	A-28
CA-000345	X-Step Motor Cable	31	H-42	CHK-HC0002	Bobbin Case Ass'y	17	C-21	CMB-LA0007	Face Plate	9	A-4
CA-000346	Y-Step Motor Cable	31	H-43	CHK-HP0001	Shuttle Driver(BL)	17	C-55	CMB-LA0008	Take-up Lever Cover	9	A-9
CA-000347	Presser Plate Sensor	21	D-22	CHK-HP0002	Shuttle Driver	17	C-28	CMB-LA0017	Motor Cover	11	A-89
CA-000348	Sensor Input Cable	49	P-10	CHK-HQ0001	Shuttle Race Ring(BL)	17	C-52	CMB-LA0017	Motor Cover	41	L-57
CA-000351	Jumper Cable	45	M-68	CHK-HQ0002	Shuttle Race Ring(H)	17	C-23	CMB-LA0019	Top Cover	9	A-42
CA-000359	Safety Switch Cable	11	A-93	CHK-HQ0003	Shuttle Race Ring(M)	17	C-24	CMB-LB0016	Bed Cover(L)	9	A-11
CA-000360	Cable	11	A-103	CHP-CL0001	Hand Pulley Roller	13	B-47	CMB-LB0017	Bed Cover(R)	9	A-14
CA-000364	Sensor connecting Cable	67	W-46	CHP-CP0002	Hand Pulley	13	B-51	CMB-LD0002	Caution Sticker	9	A-8
CA-000365	Sensor	67	W-36	CHP-KZ0001	Hand Pulley Shaft	13	B-46	CMB-LD0006	Model Sticker(H)	9	A-37
CA-000395	CF Card Power Cable	47	N-7	CLB-BG0001	Crank Rod Lubrication Plate	35	J-8	CMB-NB0001	Bobbin Winder Mes	11	A-67
CA-000396	CF Card Cable	47	N-8	CLB-BG0003	Balance Lubrication Plate	35	J-15	CNB-BF0001	Needle Bar Holder	13	B-20
CAB-AA0004	Arm	9	A-1	CLB-BG0006	Cable Holder	35	J-22	CNB-CD0001	Needle Bar Guide Block	13	B-28
CAB-AB0004	Bed	9	A-2	CLB-BG0007	Shuttle Lubrication Plate	35	J-23	CNB-HK0002	Thread Guide For Needle Bar(H)	13	B-29
CAC-JB0001	Oiler	41	L-5	CLB-BG0009	Needle Bar Crank Rod Lubrication Plate	35	J-11	CNB-HK0003	Thread Guide For Needle Bar(M)	13	B-30
CAC-JB0002	Oil	41	L-6	CLB-BG0010	Holder For J-5	35	J-6	CNB-KA0002	Needle Bar	13	B-24
CAC-MA0003	Head Cover	41	L-19	CLB-BG0014	Hose Holder	35	J-30	CPR-BB0005	Holder for Button Clamp Lifting Lever	73	W2-47
CAC-MH0001	Accessory Bag	41	L-64	CLB-BJ0001	Felt Plate	35	J-32	CPR-BJ0004	Presser Plate Solenoid Base	21	D-6
CBW-BA0003	Bobbin Winder Action Body	11	A-61	CLB-JA0001	Oil Window Rubber Ring	35	J-29	CPR-BJ0004	Guide For D-14	21	D-26
CBW-BH0001	Bobbin Stopper	11	A-64	CLB-JD0003	Oil Wick	35	J-1	CPR-BJ0005	Sensor Bracket	21	D-33
CBW-BJ0001	Bobbin Winder Action Plate	11	A-60	CLB-JD0003	Oil Wick	37	K-16	CPR-BJ0007	Presser Plate Sensor Slit	21	D-20
CBW-BJ0002	Bobbin Winder Adjusting Plate	9	A-53	CLB-JD0003	Oil Wick	39	K1-15	CPR-CA0003	Presser Plate Link(A)	21	D-8
CBW-BN0001	Bobbin Stand	11	A-66	CLB-JD0003	Oil Wick	41	L-30	CPR-CA0004	Presser Plate Link(B)	21	D-13
CBW-CM0001	Bobbin Winder Lever	9	A-52	CLB-JF0008	Pipe	35	J-40	CPR-CL0001	Button Clamp Roller	73	W2-41
CBW-CP0001	Bobbin Winder	9	A-48	CLB-JG0001	Oil Hose For J-16	35	J-19	CPR-FB0001	Washer	21	D-31
CBW-DZ0001	Bobbin Winder Adjusting Cam	11	A-57	CLB-JG0004	Oil Hose For J-4	35	J-5	CPR-FB0001	Washer	73	W2-51
CBW-FA0001	Bobbin Winder Action Ring	9	A-50	CLB-JG0005	Oil Hose	35	J-2	CPR-KC0004	Presser Plate Link Shaft(A)	21	D-9
CBW-FA0002	Bobbin Winder Shaft Rubber Ring	9	A-51	CLB-JJ0001	Oil Window	35	J-27	CPR-KC0005	Presser Plate Link Shaft(B)	21	D-14
CBW-KC0001	Bobbin Winder Lever Shaft	11	A-56	CLB-JL0001	Crank Rod Lubrication Felt	35	J-10	CPR-KZ0002	Presser Plate Shaft	21	D-32
CBW-KZ0002	Bobbin Winder Shaft	9	A-45	CLB-JL0002	Balance Lubrication Felt	35	J-16	CPR-KZ0003	Presser Plate Link Shaft(C)	21	D-16
CCP-BA0002	Ball Base	33	I-38	CLB-JL0006	Oscillator Lubrication Felt	35	J-21	CST-BA0001	Oil Supporter	37	K-19
CCP-BA0002	Ball Base	77	X-22	CLB-JL0007	Shuttle Lubrication Felt(L)	35	J-24	CST-BA0001	Oil Supporter	39	K1-18
CCP-BB0002	Feed Bracket	33	I-1	CLB-JL0008	Shuttle Lubrication Felt(S)	35	J-25	CST-BA0001	Oil Supporter	41	L-33
CCP-BH0001	Finger Guard	33	I-25	CLB-JL0009	Felt	35	J-31	CST-BA0001	Plastic Bottle Cover	69	W1-40
CCP-BJ0001	Guide Cover For Work Clamp Foot	33	I-23	CLB-JL0010	Oil Return Felt A	35	J-3	CST-BB0010	Hinge	37	K-8
CCP-BJ0005	Adjusting Plate	33	I-8	CLB-JL0011	Arm Oil Return Felt	35	J-4	CST-BB0010	Hinge	39	K1-7
CCP-BJ0005	Adjusting Plate	77	X-13	CLB-JL0012	Bed Oil Return Felt	35	J-18	CST-BB0010	Hinge	41	L-22
CCP-BJ0006	Ball Support Plate	33	I-35	CLB-JL0013	Needle Bar Crank Rod Lubrication Felt	35	J-12	CST-FD0005	Cushion Rubber	37	K-21
CCP-BJ0011	Dust Plate(L)	33	I-44	CLB-JN0001	Oil Gauge	35	J-28	CST-FD0005	Cushion Rubber	41	L-35
CCP-BJ0011	Dust Plate(L)	73	W2-22	CLS-KC0002	Lower Shaft	17	C-2	CST-FD0006	Support Rubber Safety Switch	37	K-25
CCP-BJ0011	Dust Plate(L)	77	X-32	CLS-KH0001	Oscillator Shaft	17	C-14	CST-FD0006	Support Rubber Safety Switch	39	K1-24
CCP-BJ0012	Dust Plate(R)	33	I-45	CMB-BB0001	Safety Plate Bracket	11	A-81	CST-FD0008	Cushion Rubber	39	K1-20
CCP-BJ0012	Dust Plate(R)	73	W2-23	CMB-BB0001	Safety Plate Bracket	41	L-41	CST-FF0002	Hinge Rubber	37	K-9
CCP-BJ0012	Dust Plate(R)	77	X-33	CMB-BB0014	Safety Switch Bracket	11	A-96	CST-FF0002	Hinge Rubber	39	K1-8
CCP-BK0001	Guide Block for Feed Plate Clamp	33	I-46	CMB-BG0001	Safety Plate Holder	11	A-82	CST-FF0002	Hinge Rubber	41	L-23
CCP-BM0001	Cylinder Knuckle	51	Q-5	CMB-BG0001	Safety Plate Holder	41	L-42	CST-JA0004	Oil Pan	37	K-15

Index

Parts No.	Name of Parts	Page	Ref.No.	Parts No.	Name of Parts	Page	Ref.No.	Parts No.	Name of Parts	Page	Ref.No.
CST-JA0004	Oil Pan	41	L-29	CXF-CD0001	X-Feed Block	31	H-47-3	DPN-AD0018	Wiper Driving Lever Shaft	25	F-2
CST-JB0001	Oiler	37	K-18	CYF-BA0002	Cloth Feed Plate	31	H-47-6	DPN-AD0018	Wiper Connecting Arm Shaft	25	F-12
CST-JB0001	Oiler	41	L-32	CYF-BA0002	Cloth Feed Plate	67	W-44	DPN-AD0019	Wiper Rod Shaft	25	F-5
CST-LG0003	Table Ass'y	37	K-1	CYF-BF0001	Y-Feed Arm	31	H-47-1	DPN-AD0025	Button Clamp Lifting Lever Shaft	73	W2-49
CST-LH0003	Table Stand Ass'y	37	K-2	CYF-BJ0016	Y-Driven Motor Mounting Plate	31	H-28-1	DPN-BA0001	Holder For D-17	21	D-19
CST-LH0003	Table Stand Ass'y	39	K1-3	CYF-BJ0017	Y-Sensor Base	31	H-32	DPN-BC0001	Thread Trimming Connecting Link Pin	27	G-56
CST-MF0001	Thread Stand Ass'y	37	K-22	CYF-BJ0018	Y-Sensor Film	31	H-7	DSC-AA0002	Screw(11/64"n=28)	23	E-32
CST-MF0001	Thread Stand Ass'y	41	L-38	CYF-BJ0019	Cloth Feed Support Plate	31	H-47-5	DSC-AA0004	Link Stopper Screw	27	G-33
CTA-BA0001	Thread Tension Adjusting Body	23	E-2	DBS-DA0002	Needle Bar Bushing(U)	13	B-25	DSC-AA0006	Screw	31	H-50
CTA-BD0001	Spring Cover	23	E-9	DBS-DA0003	Needle Bar Bushing(L)	13	B-27	DSC-AA0021	Plug Bolt	59	T-15
CTA-BD0002	Spring Cover	11	A-75	DBS-DA0004	Hand Pulley Bushing	13	B-44	DSC-AA0021	Plug Bolt	59	T-27
CTA-BJ0001	Thread Tension Spring Stopper	11	A-74	DBS-DA0007	Lower Shaft Rear Bushing	17	C-6	DSC-AA0021	Plug Bolt(M-5P)	63	U-II-14
CTA-BJ0001	Spring Stopper	23	E-12	DBS-DA0018	Y-Feed Bushing(F)	31	H-1	DSC-BA0001	Screw(9/64"n=40)	9	A-20
CTA-BJ0002	Presser Plate For E-7	23	E-8	DBS-DA0019	Y-Feed Bushing(R)	31	H-2	DSC-BA0005	Screw(3/16"n=28)	27	G-3
CTA-HL0001	Thread Tension Disk	11	A-72	DBS-DA0022	Presser Plate Bushing	21	D-1	DSC-BA0006	Screw	31	H-8
CTA-HL0001	Thread Guide Disk	23	E-7	DBS-DB0001	Upper Shaft Bushing(F)	13	B-35	DSC-BA0019	Screw (M3 x L12)	69	W1-11
CTA-HM0001	Thread Tension Adjusting Shaft	23	E-3	DBS-DB0002	Upper Shaft Bushing(M)	13	B-38	DSC-BA0019	Screw (M3 x L12)	69	W1-19
CTA-HM0002	Second Thread Tension Adjusting Shaft	23	E-16	DCL-AA0001	Upper Shaft Collar	13	B-39	DSC-BA0019	Screw	73	W2-27
CTH-CB0002	Thread Take-Up Lever Crank	13	B-11	DCL-AA0002	Oscillator Shaft Collar(L)	17	C-16	DSC-BA0020	Screw(9/64"n=40)	61	U-15
CTH-CC0001	Needle Bar Crank Rod	13	B-14	DCL-AA0003	Oscillator Shaft Collar(R)	17	C-20	DSC-BB0001	Screw (9/64"n=40)	33	I-47
CTH-CJ0001	Needle Bar Crank(L)	13	B-18	DCL-AA0004	Lower Shaft Collar	17	C-9	DSC-BB0001	Screw(9/64" n=40)	77	X-28
CTH-CJ0002	Needle Bar Crank(H)	13	B-10	DCL-AA0004	Thread Trimming Shaft Collar	27	G-13	DSC-BB0002	Screw(M6)	33	I-36
CTH-HJ0001	Thread Take-Up Lever(L)	13	B-17	DCL-AA0005	Collar	33	I-51	DSC-BB0003	Screw	27	G-41
CTH-HJ0002	Thread Take-Up Lever(H)	13	B-9	DCL-AA0057	Collar	77	X-5	DSC-BB0005	Screw	73	W2-33
CTR-BH0002	Thread Release Connecting Rod	23	E-22	DCL-BA0002	Spring Collar A	33	I-15	DSC-BB0009	Screw(9/64"n=40)	33	I-24
CTR-BJ0004	Thread Release Adjusting Plate(A)	23	E-29	DCL-BA0002	Spring Collar A	77	X-10	DSC-BC0001	Screw(11/64"n=40)	27	G-37
CTR-BJ0005	Thread Release Adjusting Plate(B)	23	E-30	DCL-BA0003	Spring Collar B	33	I-16	DSC-BC0001	Screw(11/64"n=40)	31	H-39
CTR-BJ0008	Thread Release Stopper	23	E-27	DCL-BA0003	Spring Collar B	77	X-11	DSC-BC0002	Screw(1/8"n=40)	11	A-68
CTR-CA0001	Thread Release Link	23	E-20	DCL-BB0003	X-Feed Lever Gear Shaft Collar	31	H-15	DSC-BD0001	Screw(3/16"n=28)	23	E-28
CTR-CC0002	Thread Release Bar	23	E-36	DCR-AD0001	Coupling	13	B-55	DSC-BF0001	Screw	13	B-31
CTT-BB0001	Thread Trimming Sol. Bracket	27	G-2	DGR-AA0001	Lower Shaft Gear	17	C-3	DSC-BF0002	Screw	13	B-52
CTT-BJ0001	Thread Trimming Driving Link Stopper	27	G-7	DGR-AA0002	Oscillator	17	C-17	DSC-BF0006	Screw(3/16"n=28)	35	J-9
CTT-BJ0003	Thread Release Notch	27	G-10	DGR-AA0005	Y-Drive Gear	31	H-27	DSC-BF0007	Screw(15/64"n=28)	13	B-7
CTT-BJ0005	Needle Plate	27	G-36	DGR-AA0006	X-Drive Gear	31	H-19	DSC-BF0008	Screw(9/32"n=28)	13	B-6
CTT-CA0001	Moving Mes Link	27	G-47	DGR-AA0006	X-Drive Gear	55	S-1	DSC-BF0008	Screw(15/64"n=28)	17	C-31
CTT-CB0001	Thread Trimming Connecting Link	27	G-29	DGR-AA0013	X-Feed Lever Gear	31	H-9	DSC-BF0009	Screw(11/64"n=40)	17	C-32
CTT-CB0004	Thread Trimming Driving Link Ass'y	27	G-16	DGR-AC0001	Hand Pulley Gear "A"	13	B-41	DSC-BF0010	Screw(11/64"n=40)	9	A-6
CTT-CC0004	Thread Trimming Connecting Rod	27	G-24	DGR-AC0001	Hand Pulley Gear "A"	13	B-43	DSC-BF0010	Screw(9/64"n=40)	25	F-19
CTT-CC0006	Thread Trimming Connecting Bar	27	G-31	DGR-AF0005	Y-Feed Shaft	31	H-3	DSC-BF0011	Screw(3/16"n=28)	23	E-35
CTT-CL0001	Thread Trimming Lever Ring	27	G-49	DPK-CA0002	Rubber	35	J-38	DSC-BF0012	Screw(11/64"n=40)	11	A-90
CTT-CL0002	Thread Trimming Cam Roller	27	G-19	DPK-CB0001	Rubber Cap(L)	9	A-34	DSC-BF0012	Screw	35	J-36
CTT-CM0001	Link For G-1	27	G-5	DPK-CB0001	Rubber Cap(L)	11	A-78	DSC-BF0012	Screw(15/64"n=28)	41	L-39
CTT-CM0002	Thread Release Lever	27	G-21	DPK-CB0002	Rubber Cap For Face Plate	9	A-7	DSC-BF0012	Screw	65	V-II-11
CTT-DG0001	Thread Trimming Cam	27	G-8	DPK-CB0003	Needle Bar Rubber Cap	9	A-33	DSC-BF0013	Screw(3/32"n=56)	17	C-39
CTT-FB0001	Rubber Washer For G-12	27	G-15	DPK-CB0005	Oil Tank Rubber Cap	9	A-16	DSC-BF0013	Screw	35	J-33
CTT-GL0002	Needle Plate Cover(H)	27	G-38	DPK-CB0005	Rubber Cap	67	W-41	DSC-BF0015	Screw	13	B-21
CTT-KC0001	Thread Trimming Shaft	27	G-12	DPK-CB0007	Rubber Cap(S)	9	A-35	DSC-BF0017	Screw	11	A-65
CTT-NB0001	Fixed Mes	53	R-2	DPK-CB0008	Arm Upper Part Rubber Cap	9	A-32	DSC-BF0018	Screw(1/8"n=40)	9	A-54
CTT-NB0002	Fixed Mes	27	G-42	DPK-CB0023	Rubber Cap	11	A-101	DSC-BF0020	Screw(9/64"n=40)	27	G-43
CUN-FZ0001	Loose Thread Holding Pin Cylinder Knuckle Cap	63	U-II-10	DPK-CC0001	Bed Oil Wick Rubber Cap	35	J-26	DSC-BF0021	Thread Trimming Lever Screw	27	G-52
CUS-CF0001	Bobbin Winder Driving Wheel	13	B-36	DPK-CZ0001	Oil Shield Cap	25	F-15	DSC-BF0024	Screw(9/64"n=40)	35	J-17
CUS-DA0001	Link Cam(A)	13	B-3	DPN-AA0004	Knuckle Pin	51	Q-6	DSC-BF0025	Screw	35	J-37
CUS-DA0002	Link Cam	13	B-2	DPN-AD0001	Lifting Lever Shaft	33	I-4	DSC-BF0026	Screw(3/16"n=32)	21	D-7
CUS-KG0002	Upper Shaft	13	B-1	DPN-AD0003	Thread Take-Up Pin	13	B-22	DSC-BF0027	Screw B	21	D-4
CWP-BJ0005	Wiper Base Plate	25	F-18	DPN-AD0005	Thread Release Shaft	23	E-34	DSC-BF0031	Screw(11/64"n=40)	11	A-97
CWP-BJ0005	Wiper Base Plate	61	U-13	DPN-AD0006	Hinge Screw For G-19	27	G-20	DSC-BF0031	Screw	65	V-II-13
CWP-BJ0006	Wiper Ass'y	25	F-16	DPN-AD0011	X-Feed Lever Gear Shaft	31	H-14	DSC-BJ0001	Screw(15/64"n=28)	13	B-5
CWP-CA0009	Wiper Connecting Rod	25	F-14	DPN-AD0013	X-Feed Block Shaft	31	H-47-4	DSC-BJ0002	Screw(11/64"n=40)	9	A-13
CWP-CC0002	Wiper Rod A	25	F-4	DPN-AD0014	Hinge Pin	37	K-10	DSC-BJ0002	Screw(11/64"n=40)	17	C-47
CWP-CM0002	Wiper Driving Lever	25	F-1	DPN-AD0014	Hinge Pin	39	K1-9	DSC-BJ0002	Screw(11/64"n=40)	21	D-24
CXF-BJ0010	X-Sensor Film	31	H-13	DPN-AD0014	Hinge Pin	41	L-24	DSC-BJ0002	Screw	21	D-27
CXF-BJ0011	X-Sensor Base	31	H-29	DPN-AD0015	Tension Release Pin	23	E-43	DSC-BJ0002	Screw(11/64"n=40)	31	H-44

Index

Parts No.	Name of Parts	Page	Ref.No.
DSC-BJ0002	Screw(11/64"n=40)	35	J-14
DSC-BJ0002	Screw(11/64"n=40)	41	L-49
DSC-BJ0002	Screw(11/64"n=40)	61	U-5
DSC-BJ0002	Screw(11/64"n=40)	61	U-18
DSC-BJ0002	Screw (11/64" n=40)	69	W1-44-4
DSC-BJ0002	Screw	73	W2-38
DSC-BJ0003	Screw(9/64"n=40)	9	A-10
DSC-BJ0003	Screw(9/64"n=40)	23	E-39
DSC-BJ0003	Screw(9/64"n=40)	25	F-13
DSC-BJ0004	Screw(11/64" n=40)	17	C-11
DSC-BJ0007	Screw (9/64"n=40)	33	I-48
DSC-BJ0008	Screw(11/64"n=40)	27	G-53
DSC-BJ0009	Screw	11	A-107
DSC-BJ0011	Screw(M3)	21	D-21
DSC-BJ0011	Screw(9/64"n=40)	35	J-7
DSC-BJ0012	Screw(11/64"n=40)	31	H-16
DSC-BJ0013	Screw	73	W2-35
DSC-BJ0038	Screw(15/64"n=28)	61	U-9
DSC-CA0001	Screw	15	B-62
DSC-CA0002	Screw(9/64"n=40)	23	E-4
DSC-CA0004	Screw (11/64"n=40)	33	I-52
DSC-CA0008	Screw	15	B-61
DSC-CB0001	Screw	13	B-37
DSC-CB0001	Screw	25	F-21
DSC-CB0003	Screw(11/64"n=40)	9	A-49
DSC-CB0004	Screw(11/64" n=40 L=5)	77	X-6
DSC-CB0004	Screw(15/64" n=28)	13	B-40
DSC-CB0004	Screw	13	B-42
DSC-CB0004	Screw	19	C-58
DSC-CB0004	Screw(1/4"n=40)	27	G-9
DSC-CB0004	Screw(1/4"n=40)	31	H-5
DSC-CB0005	Screw(15/64"n=28)	13	B-19
DSC-CB0005	Screw	13	B-45
DSC-CB0005	Screw(15/64"n=28)	17	C-15
DSC-CB0005	Screw(15/64"n=28)	27	G-17
DSC-CB0005	Screw(15/64"n=28)	31	H-20
DSC-CB0005	Screw(15/64"n=28)	33	I-5
DSC-CB0005	Screw(15/64" n=28)	73	W2-50
DSC-CB0005	Screw(15/64" n=28)	77	X-4
DSC-CB0006	Screw	17	C-5
DSC-CB0007	Screw(11/64"n=40)	9	A-30
DSC-CB0007	Screw(11/64"n=40)	13	B-26
DSC-CB0007	Screw	19	C-57
DSC-CB0007	Screw(11/64"n=40)	21	D-10
DSC-CB0007	Screw(M5)	21	D-25
DSC-CB0007	Screw(11/64"n=40)	25	F-3
DSC-CB0007	Screw	27	G-14
DSC-CB0007	screw(M5xL5)	27	G-57
DSC-CB0007	Screw(M5xP0.8)	37	K-11
DSC-CB0007	Screw(M5xP0.8)	39	K1-10
DSC-CB0007	Screw	73	W2-21
DSC-CB0009	Screw(15/64"n=28)	13	B-23
DSC-FA0001	Safety Plate Hinge Screw	11	A-83
DSC-FA0001	Safety Plate Hinge Screw	41	L-43
DSC-FA0002	Hand Pulley Roller Hinge Pin	13	B-48
DSC-FA0007	Hinge Screw Four 1-11	33	I-12
DSC-FA0007	Hinge Screw For	77	X-8
DSC-FA0014	Hinge Screw For E-36	23	E-37
DSC-FA0015	Thread Release Link Hinge Screw	23	E-21
DSC-FA0016	Hinge Screw A For E-22	23	E-23
DSC-FA0018	Hinge Screw For S-3	53	R-4
DSC-FA0023	Hinge Screw For G-44	27	G-45

Parts No.	Name of Parts	Page	Ref.No.
DSC-FA0025	Y-Feed Hingae Stud Screw	31	H-47-2
DSC-FA0026	Hinge Screw For F-16	25	F-17
DSC-FA0026	Hinge Screw For S-12	61	U-14
DSC-FA0029	Hinge Screw For F-4	25	F-7
DSC-FA0192	Screw (15/64"n=28)	67	W-26
DSC-FB0001	Crank Rod Hinge Screw	17	C-12
DSC-FB0002	Hinge Screw B For E-22	23	E-25
DSC-FB0003	Hinge Screw For G-31	27	G-32
DSC-FB0006	Roller Stud for Press Plate Shaft	73	W2-55
DSC-FD0001	Hinge Screw For G-24	27	G-27
DSC-FG0001	Thread Trimming Lever Shaft	27	G-50
DSC-GA0001	Thread Release Lever Pin	27	G-22
DSC-HD0001	Safety Plate Spring Hook	11	A-87
DSC-HD0001	Safety Plate Spring Hook	41	L-47
DSC-HD0002	Spring Holder	27	G-35
DSC-HZ0001	Tension Adjusting Screw	73	W2-45
DSN-AA0002	Nut(3/16"n=28)	11	A-88
DSN-AA0002	Nut(3/16"n=28)	23	E-24
DSN-AA0002	Nut(3/16" n=28)	77	X-9
DSN-AA0003	Nut(3/16"n=28)	11	A-84
DSN-AA0003	Nut	23	E-42
DSN-AA0004	Nut(15/64"n=28)	27	G-23
DSN-AA0004	Nut (15/64" n=28 h=3)	67	W-28
DSN-AA0005	Nut(1/4"n=40)	17	C-13
DSN-AA0005	Nut(1/4"n=40)	33	I-39
DSN-AA0006	Nut	73	W2-43
DSN-AA0007	Nut(15/64"n=28)	11	A-77
DSN-AA0008	Nut(3/16"n=28)	27	G-55
DSN-AA0008	Nut(3/16"n=28)	41	L-48
DSN-AA0009	Nut(11/64"n=40)	25	F-8
DSN-AA0009	Nut(11/64"n=40)	27	G-4
DSN-AA0009	Nut	29	G-62
DSN-AA0009	Nut(3/16"n=28)	41	L-44
DSN-AA0009	Nut	73	W2-31
DSN-AA0011	Nut	9	A-23
DSN-AA0013	Nut(1/4" n=40)	77	X-23
DSN-CD0001	Thread Tension Nut	11	A-76
DSN-CD0001	Thread Adjusting Nut	23	E-13
DSN-CD0002	Second Thread Adjusting Nut	23	E-18
DSN-CZ0001	Tension Adjusting Nut	73	W2-44
DSP-AA0001	Hand Pulley Spring	13	B-50
DSP-AA0005	Spring For Lifting Lever(H)	33	I-14
DSP-AA0006	Inner Hook Spring	17	C-42
DSP-AA0007	Thread Trimming Shaft Spring	27	G-18
DSP-AB0001	Bobbin Winder Spring	11	A-63
DSP-AB0002	Thread Release Return Spring	23	E-31
DSP-AB0003	Return Spring For G-31	27	G-34
DSP-AB0007	Presser Plate Return Spring	21	D-18
DSP-AC0001	Safety Plate Spring	11	A-86
DSP-AC0001	Safety Plate Spring	41	L-46
DSP-AD0001	Hook Cover Plate Spring A	17	C-44
DSP-AD0002	Hook Cover Plate Spring B	17	C-45
DSP-BA0001	Thread Tension Adjusting Spring(H)	23	E-10
DSP-BA0002	Second Thread Tension Adjusting Spring	23	E-17
DSP-BA0003	Thread Tension Spring	11	A-73
DSP-BA0010	Thread Tension Adjusting Spring(M)	23	E-11
DSP-BB0001	Thread Take-Up Spring(H)	23	E-5
DWS-AA0001	Link Cam Washer	13	B-4
DWS-AA0002	Washer	11	A-55
DWS-AA0003	Shuttle Bearing Washer	17	C-35
DWS-AA0004	Washer	11	A-62
DWS-AA0004	Washer	11	A-85

Parts No.	Name of Parts	Page	Ref.No.
DWS-AA0004	Washer	41	L-45
DWS-AA0005	Washer	9	A-13-1
DWS-AA0005	Washer	31	H-51
DWS-AA0005	Washer	41	L-50
DWS-AA0005	Washer	61	U-17
DWS-AA0005	Washer	69	W1-44-5
DWS-AA0006	Washer	11	A-98
DWS-AA0006	Washer	15	B-20
DWS-AA0006	Washer	25	F-23
DWS-AA0006	Washer	27	G-28
DWS-AA0006	Washer	31	H-23
DWS-AA0006	Washer	33	I-10
DWS-AA0006	Washer	57	T-12
DWS-AA0006	Washer	69	W1-24
DWS-AA0006	Washer	73	W2-11
DWS-AA0006	Washer	73	W2-42
DWS-AA0006	Washer	77	X-15
DWS-AA0007	Washer	17	C-18
DWS-AA0008	Thrust Washer	17	C-8
DWS-AA0011	Washer	21	D-28
DWS-AA0011	Washer	21	D-34
DWS-AA0011	Washer	33	I-50
DWS-AA0011	Washer	69	W1-38
DWS-AA0012	Washer	23	E-26
DWS-AA0012	Washer	25	F-6
DWS-AA0012	Cylinder Shaft Washer	51	Q-12
DWS-AA0027	Washer	25	F-22
DWS-AA0028	Washer(t=0.6)	27	G-46
DWS-AA0029	Washer	21	D-11
DWS-AA0029	Washer	21	D-29
DWS-AA0037	Washer	67	W-23
DWS-AA0038	Washer	33	I-54
DWS-AA0039	Washer(t=0.7)	27	G-46
DWS-AA0057	Washer	73	W2-52
DWS-CA0001	Spring Washer	15	B-59
DWS-CA0001	Spring Washer	31	H-45
EA-000728	Step Board Fan	43	M-38
EP-000039	SMPS	43	M-25
EP-000040	Control Box Fan	43	M-16
EP-000041	Step Board Fan	43	M-38
GP-000915	Regulator Bracket	41	L-53
GP-001854	Air Tube (Φ8)	71	W1-60
GP-002382	Spring Holder	67	W-10
GP-002958	Sticker(BL)	9	A-46
GP-002987	Needle Plate Cover-HP	67	W-47
GP-006318	Step Board Radiator	43	M-35
GP-007196	Step Board FET Radiator	43	M-43
GP-007198	SMD FET Radiator Sheet	43	M-32
GP-007199	FET Radiator Sheet A	45	M-45
GP-007201	FET Radiator Sheet B	45	M-46
GP-007203	Main Board Radiator	45	M-51
GP-007711	Digital Board Sticker	45	M-60
GP-007712	Step Board Sticker	45	M-61
GP-007713	Main Board Sticker	45	M-62
GP-008203	Hinge Screw For Wiper Link	61	U-11
GP-008658	Box Body	43	M-2
GP-008659	Rear Cover	43	M-23
GP-008660	Cable Cover	45	M-58
GP-008662	Upper Cover	43	M-15
GP-008663	Lower Frame	43	M-13
GP-008666	Upper Frame	43	M-11
GP-008667	Insulation Plate	43	M-20

Index

Parts No.	Name of Parts	Page	Ref.No.	Parts No.	Name of Parts	Page	Ref.No.	Parts No.	Name of Parts	Page	Ref.No.
GP-008668	Digital Board Bracket	43	M-31	GP-031948	Press Plate Shaft	73	W2-54	GP-036485	Cam Plate Guide	73	W2-2
GP-008669	Step Board Bracket	45	M-48	GP-032587	Base For Presser Plate	21	D-23	GP-036631	Sticker	73	W2-14
GP-008670	Main Board Bracket	45	M-55	GP-032654	X-Transfer Cylinder Connection Plate	69	W1-32	GP-036673	Cylinder Bracket	73	W2-56
GP-008671	Front Profile Upper	43	M-3	GP-032655	Y-Transfer Cylinder Connection Plate	69	W1-34	GP-036678	Cylinder Adjusting Plate	75	W2-65
GP-008672	Front Profile Lower	43	M-5	GP-032918	Hand Pulley Shaft	69	W1-46	GP-036697	Pick-up Guide Fixing Bracket	73	W2-37
GP-008673	Rear Profile Upper	43	M-7	GP-033103	Punching Bar	69	W1-6	GP-036723	Thread Take-Up Spring(M)	23	E-6
GP-008674	Rear Profile Lower	43	M-9	GP-033109	Punching Plate Cover	69	W1-18	GP-038235	Support Presser Foot	71	W1-61
GP-008701	SMPS Bracket	43	M-26	GP-033115	X-Control Sub Plate	69	W1-20	GP-038536	Wick	35	J-34
GP-009822	Feed Guide Bracket	67	W-45	GP-033744	Y-Guide	69	W1-28	GP-038717	Hole Pattern Base	67	W-1
GP-010843	Voltage Sticker	45	M-64	GP-033746	Presser Foot Connection Plate	69	W1-36	GP-047599	QC Passed Sticker	45	M-63
GP-011049	Caution Sticker	45	M-65	GP-033748	Support Presser Foot	69	W1-16	GP-048128	Motor Cover (BA)	11	A-105
GP-011450	Front Cover	47	N-2	GP-033749	Punching Plate(Φ2.5)	69	W1-8	GP-050439	Pin Plate B	67	W-5
GP-011451	Rear Cover	47	N-12	GP-033756	Lower Feed Plate(D)[HP II]	69	W1-14	GP-050975	Cover Guide	67	W-2
GP-011452	CF Card Cover	47	N-11	GP-033759	Support Plate(D)	69	W1-12	GP-050976	Pin A	67	W-4
GP-011454	Membrane Switch	47	N-1	GP-033762	Feed Plate Cover(Ass'y)(D)	69	W1-10	GP-050977	Pin Plate C	67	W-6
GP-011455	Stand For OP Box	47	N-14	GP-033913	Safete Plate	69	W1-44-1	GP-050978	Sensor Plate	67	W-12
GP-012587	Wiper Crank	61	U-8	GP-033914	Safete Plate Holder	69	W1-44-2	GP-050979	Cover B	67	W-15
GP-012588	Wiper Base	61	U-1	GP-034025	X-Guide	69	W1-25	GP-051285	Pin Plate A	67	W-3
GP-012617	Board Bracket Handle	45	M-75	GP-034026	Support Connection Plate	69	W1-22	GP-051286	Link-Lever A	67	W-8
GP-012633	Wiper	61	U-12	GP-034037	Emergency Switch Holder	69	W1-45-3	GP-051286	Link-Lever A	67	W-8
GP-012902	Model Sticker(L)	9	A-39	GP-034040	Manifold Bracket	69	W1-42	GP-051287	Stoper	67	W-13
GP-012903	Model Sticker(K)	9	A-40	GP-034234	Oil Adjustment Block	35	J-35	GP-051662	Step Board Radiator	43	M-35
GP-012907	Model Mark(SPS/D-B1201HA-20)	63	U-II-2	GP-034460	Fitting	71	W1-48-3	GP-051663	Step Board FET Radiator	43	M-43
GP-012909	Model Mark(SPS/D-B1201HA-22)	63	U-II-3	GP-034461	Air Cylinder	71	W1-49-1	GP-051987	FET Radiator Sheet A	45	M-45
GP-012918	Model Sticker(M)	9	A-38	GP-034462	Quick Controller	71	W1-49-2	GP-051988	FET Radiator Sheet B	45	M-46
GP-013140	Face Plate	65	V-II-1	GP-034463	Speed Controller	71	W1-49-3	GP-054953	Table Ass'y	37	K-26
GP-013141	Nozzle	65	V-II-5	GP-034463	Speed Controller	71	W1-53-2	JP-002465	Jig 1 (HP2)	41	L-61
GP-013142	Guide A	65	V-II-2	GP-034464	Air Cylinder	71	W1-53-1	PBR-AA0001	Upper Shaft Bearing (R)	13	B-53
GP-013143	Guide B	65	V-II-3	GP-034465	Air Cylinder	71	W1-51-1	PBR-AD0002	Ball	33	I-37
GP-013144	Guide Bracket	65	V-II-4	GP-034466	Speed Controller	71	W1-51-2	PBR-AD0002	Ball	77	X-21
GP-013415	Bracket For Air Blow Speed Controller	65	V-II-6	GP-034467	Fitting	71	W1-55-4	PBR-BA0002	Needle Roll Bearing	17	C-34
GP-014836	X-Sensor	31	H-30	GP-034468	Nipple	71	W1-55-3	PBR-BA0004	Needle Bearing(KT101310)	17	C-7
GP-014837	Y-Sensor	31	H-33	GP-034781	Jig 2 (HP2)	41	L-62	PBR-BA0006	Needle Bearing	13	B-12
GP-018679	Shuttle Upper Spring (U)	17	C-49	GP-034906	Punching Plate(Φ1.6) (HP2)	69	W1-8-1	PBR-BA0006	Needle Bearing	13	B-13
GP-018680	Shuttle Upper Spring (L)	17	C-48	GP-034907	Punching Plate(Φ3.2) (HP2)	69	W1-8-2	PBR-GB0001	Rod End(R)	27	G-25
GP-019553	Emergency Switch	69	W1-45-1	GP-034910	Punching Plate(Φ4.8) (HP2)	69	W1-8-3	PCL-BA0001	Inner Ring	19	C-59
GP-019793	Slide Valve	71	W1-48-2	GP-035106	Union	71	W1-57-4	PMT-BJ0005	Y-Driving Motor Ass'y	31	H-26
GP-019793	Slide Valve	75	W2-73	GP-035127	Adjusting Plate	73	W2-36	PMT-BJ0006	X-Driving Motor Ass'y	31	H-17
GP-022313	Solenoid Valve	71	W1-57-1	GP-035129	Cam Plate	73	W2-6	PMT-BJ0005	Y-Driving Motor Ass'y	55	S-2
GP-022316	Silence	71	W1-57-3	GP-035131	Fixing Lever	73	W2-29	PMT-BJ0006	X-Driving Motor Ass'y	55	S-6
GP-022336	Fitting	71	W1-57-2	GP-035132	Clamp Holder Bar	73	W2-40	PN-000571	Cylinder Guide Pin	75	W2-68
GP-022563	Work Clamp Foot	77	X-29	GP-035133	Base for Clamp Holder	73	W2-19	PN-000572	Cam Plate Guide Pin	73	W2-8
GP-022565	[Feed Bracket]	77	X-1	GP-035134	Lever Fixing Bracket	73	W2-26	PPK-BA0001	Spacer O-Ring(P15)	13	B-54
GP-022566	[Lifting Lever]	77	X-2	GP-035135	Shaft Fixing Block	73	W2-15	PPK-BA0002	O-Ring	15	B-63
GP-022567	Hinge	77	X-19	GP-035136	Lever Fixing Shaft	73	W2-16	PPK-BA0002	Oscillator O-Ring	17	C-56
GP-022568	Lever Guide	77	X-16	GP-035137	Lever Fixing Shaft Support Bracket	73	W2-17	PPN-AA0001	Pin	17	C-4
GP-022569	[Lifting Lever Shaft]	77	X-3	GP-035138	Pick-up Guide	73	W2-32	PPN-AA0001	Pin	69	W1-47
GP-022583	Work Clamp Foot(12mm)	77	X-36	GP-035139	Work Clamp Foot-Left	73	W2-3	PPN-AA0003	Spring Pin(Φ2×L9.8)	17	C-46
GP-022743	Feed Bracket	51	Q-1	GP-035140	Work Clamp Foot-Right	73	W2-4	PPN-AG0001	Snap Pin(Φ8)	21	D-12
GP-023321	Feed plate	77	X-30	GP-035142	Feed Plate	75	W2-69	PPN-AG0001	Snap Pin(Φ8)	21	D-30
GP-023452	Bottom Table	39	K1-2	GP-035143	Spring	73	W2-13	PPN-AG0002	Snap Pin(Φ5)	21	D-17
GP-023500	Guide Block For Plate Clamp	77	X-26	GP-035144	Lever Spring	73	W2-28	PPP-AA0001	Hose Elbow(M-5HL-4)	51	Q-8
GP-023559	Air Presser Bracket	75	W2-77	GP-035266	Center Point Guide(Ass'y)	73	W2-34	PPP-AA0001	Hose Elbow	63	U-II-11
GP-023887	Feed Plate L (Work Clamp Foot(27mm))	77	X-38	GP-035267	Holder for Spring	73	W2-12	PPP-AA0001	Nipple	75	W2-63
GP-023921	Work Clamp Foot(27mm)	77	X-37	GP-035620	Clamp Holder	73	W2-1	PPP-AA0002	Hose Nipple	59	T-5
GP-023956	Lifting Lever(Left)	51	Q-3	GP-035917	Work Clamp Foot-L(M)	33	I-19	PPP-AA0002	Hose Nipple	59	T-13
GP-023957	Lifting Lever(Right)	51	Q-2	GP-035933	Work Clamp Foot-R(M)	33	I-20	PPP-AA0002	Hose Nipple	59	T-25
GP-025393	Stopper for Upper Table	39	K1-29	GP-035934	Work Clamp Foot-L(L)	33	I-21	PPP-AA0002	Hose Nipple(M-5H-4)	63	U-II-13
GP-026121	Roller Guide Spring	73	W2-46	GP-035935	Work Clamp Foot-R(L)	33	I-22	PPP-AA0003	Half Union	59	T-6
GP-026206	Upper Table-1	39	K1-1-1	GP-035936	Work Clamp Foot -L(K)	33	I-42	PPP-AA0004	Nipple	75	W2-75
GP-026208	Upper Table-2	39	K1-1-2	GP-035937	Work Clamp Foot -R(K)	33	I-43	PPP-AA0005	Coupling	71	W1-48-4
GP-027061	Fan Bracket	45	M-77	GP-036294	Cylinder	75	W2-62	PPP-AA0005	Coupling	75	W2-76

Index

Parts No.	Name of Parts	Page	Ref.No.	Parts No.	Name of Parts	Page	Ref.No.	Parts No.	Name of Parts	Page	Ref.No.
PPP-AA0009	Elbow Union	57	T-8	PSC-AC0040	Screw (M4 x L8)	69	W1-33	PTL-BA0002	Driver(S)	41	L-3
PPP-AA0013	Quick Coupling	59	T-18	PSC-AC0040	Screw (M5 x L12)	71	W1-50	PTL-CB0001	Spaner(9x10)	41	L-4
PPP-AA0014	Quick Coupling(PY0400)	57	T-1	PSC-AC0041	Screw (M4xP0.7, L=8)	67	W-22	PWS-AA0002	Washer	27	G-54
PPP-AA0028	Half Union	59	T-14	PSC-AC0041	Screw (M4 x L8)	69	W1-35	PWS-AA0002	Washer	29	G-60
PPP-AA0028	Half Union	59	T-26	PSC-AC0041	Screw	73	W2-18	PWS-AA0003	Washer	21	D-5
PPP-AB0002	Speed Controller	65	V-II-7	PSC-AC0045	Screw (M5 x L10)	71	W1-48-5	PWS-AA0003	Washer	33	I-28
PPP-AD0001	Air Hose(TU-0425)	51	Q-9	PSC-AC0059	Screw (M3X0.5P L=8)	67	W-24	PWS-AA0003	Washer	73	W2-25
PPP-AD0001	Air Hose	57	T-2	PSC-AC0056	Screw(3/16"n=32)	31	H-24	PWS-AA0003	Washer	77	X-35
PPP-AD0001	Air Hose	57	T-7	PSC-AC0072	Punching Cylinder Connection Plate	69	W1-30	PWS-AA0004	Washer	23	E-33
PPP-AD0001	Air Hose	59	T-19	PSC-AC0085	Screw (M6 x L40)	69	W1-4	PWS-AA0004	Washer	69	W1-3
PPP-AD0001	Air Tube (Ø4)	65	V-II-12	PSC-AC0102	Screw (M3 x L8)	69	W1-29	PWS-AA0004	Washer	73	W2-10
PPP-AD0002	Urethane Hose(φ6)	63	U-II-12	PSC-AC0102	Screw (M3 x L8)	69	W1-41	PWS-AA0006	Washer	37	K-14
PPP-AD0002	Air Tube (φ6)	71	W1-59	PSC-AC0115	Screw (M3 x L6)	69	W1-9	PWS-AA0006	Washer	39	K1-13
PPP-AF0001	Plug B	59	T-4	PSC-AC0123	Screw (M4 x L20)	71	W1-56	PWS-AA0006	Washer	41	L-28
PPP-AF0001	Plug B	59	T-12	PSC-AC0123	Screw (M4 x L20)	71	W1-58	PWS-AA0008	Washer	41	L-37
PPP-AF0001	Plug B	59	T-24	PSC-AC0131	Screw (M8 x L15)	71	W1-52	PWS-AA001	Washer	77	X-18
PPP-AG0001	Valve	57	T-14	PSC-AC0146	Screw (M5 x P0.8 L=8)	67	W-25	PWS-AA0014	Washer	75	W2-58
PPP-BA0001	Solenoid Valve(SY3120-5MZ-M5)	63	U-II-16	PSC-BB0003	Screw A	21	D-3	PWS-AA0029	Washer For Speed Controller	65	V-II-9
PPP-BA0002	Solenoid Valve Asm	57	T-5	PSC-BD0001	Screw(M6xL10)	33	I-34	PWS-AA0029	Washer	69	W1-27
PPP-BA0002	Solenoid Valve	75	W2-61	PSC-BD0001	Screw(M6, L=10)	75	W2-70	PWS-CA0004	Spring Washer	39	K1-27
PPP-BA0004	Solenoid Valve	59	T-1	PSC-BD0001	Screw(M6xL10)	77	X-31	PWS-CA0009	Spring Washer	63	U-II-7
PPP-BA0004	Solenoid Valve	59	T-9	PSC-CB0001	Screw	13	B-56	PWS-CA0009	Washer	75	W2-67
PPP-BA0004	Solenoid Valve	59	T-21	PSC-CB0002	Screw(M4)	9	A-47	SC-000392	Screw(M4xL30)	43	M-17
PPP-BB0001	Manifold Block	59	T-2	PSC-CB0004	Screw	35	J-39	SC-000410	Fixing Screw For OP Box	47	N-15
PPP-BB0001	Manifold Block	59	T-10	PSC-DC0002	Screw Power Switch	37	K-24	SC-000411	Fixing Screw For OP Box Stand	47	N-16
PPP-BC0001	Silencer	59	T-3	PSC-DC0002	Screw Power Switch	39	K1-23	SC-000411	Screw (ST4 x L16)	69	W1-43
PPP-BC0001	Silencer	59	T-11	PSC-DC0002	Screw (M3xL30)	59	T-7	SC-000656	Screw(ST5xL16)	45	M-69
PPP-BC0001	Silencer	59	T-23	PSC-DC0002	Screw (M3xL30)	59	T-16	SC-000683	Screw(M4xL10)	45	M-54
PPP-BC0001	Silence	71	W1-55-5	PSC-DC0002	Screw (M3xL30)	59	T-28	SC-000683	Screw(M3xL8)	45	M-78
PPP-BD0001	Filter Regulator	57	T-10	PSC-DC0002	Screw (M3, L=25)	75	W2-79	SC-000724	Screw	73	W2-57
PPP-BD0001	Filter Regulator	69	W1-48-1	PSC-DD0001	Screw Nail	37	K-17	SC-000757	Bolt(M8xL180)	39	K1-25
PPP-BD0001	Filter Regulator	75	W2-72	PSC-DD0001	Screw Nail	39	K1-16	SC-001014	Screw	75	W2-64
PPP-BG0001	Air Pressure Switch	57	T-9	PSC-DD0001	Screw Nail	41	L-31	SC-001202	Work Clamp Foot Fixing Screw	73	W2-5
PPP-BG0001	Switch	75	W2-74	PSC-DD0001	Screw Nail	41	L-65	SC-001203	Cam Plate Fixing Screw	73	W2-7
PPP-CA0001	Air Cylinder	51	Q-4	PSC-DD0001	Screw	57	T-6	SC-001204	Lever Fixing Screw	73	W2-30
PPP-CA0032	Upper Thread Holding Pin Cylinder(Ass'y)	63	U-II-4	PSN-AA0001	Nut	29	G-61	SC-001242	Screw	73	W2-39
PSC-AA0005	Bolt(M6xL60)	37	K-12	PSN-AA0001	Nut	57	T-13	SCL140-00001	Presser Plate Solenoid Ass'y	21	D-2
PSC-AA0005	Bolt(M6xL60)	39	K1-11	PSN-AA0001	Nut	73	W2-9	SFAM-500-001	Main Motor	13	B-57
PSC-AA0005	Bolt(M6xL60)	41	L-26	PSN-AA0002	Nut(M5)	27	G-26	SN-000116	Nut (M10)	69	W1-7
PSC-AC0001	Screw	13	B-58	PSN-AA0009	Nut(M6)	37	K-13	SN-0112-4000	Nut(M8)	39	K1-28
PSC-AC0002	Screw(M4xP0.7)	11	A-58	PSN-AA0009	Nut(M6)	39	K1-12	SSBT-0000035	Control Box Ass'y	43	M-1
PSC-AC0003	Screw(M5xP0.8)	17	C-29	PSN-AA0009	Nut(M6)	41	L-27	STT140-00001	Thread Trimming Sol. Ass'y	27	G-1
PSC-AC0004	Screw	33	I-9	PSN-AA0024	Nut(M3)	11	A-95		Nail	37	K-20
PSC-AC0004	Screw	77	X-14	PSR-AA0001	C-Ring (Ø15)	73	W2-53		Nail	39	K1-19
PSC-AC0006	Bolt(M6xL20)	33	I-27	PSR-AC0001	E-Ring	17	C-19		Nail	41	L-34
PSC-AC0006	Screw	73	W2-24	PSR-AC0002	E-Ring(φ5)	11	A-59		Needle(DP×17 #19)	13	B-32
PSC-AC0006	Bolt(M6xL20)	77	X-34	PSR-AC0002	E-Ring	51	Q-13		Needle(DP×17 #19)	41	L-7
PSC-AC0007	Screw	33	I-53	PSR-AC0003	E-Ring(Ø4)	25	F-10		Needle(DP×5 #11)	13	B-34
PSC-AC0008	Screw (M4xP0.7, L=12)	33	I-49	PSR-AC0003	E-Ring(φ4)	51	Q-7		Needle(DP×5 #11)	41	L-9
PSC-AC0008	Screw (M4 x L12)	69	W1-17	PSR-AC0004	E-Ring	17	C-41		Needle(DP×5 #14)	41	L-21
PSC-AC0008	Screw (M4 x L12)	69	W1-37	PSR-AC0004	E Ring	67	W-21		Needle(DP×5 #16 (#14))	13	B-33
PSC-AC0010	Screw(M5, L=20)	31	H-22	PTC-AG0001	Clip	31	H-54		Needle(DP×5 #16)	41	L-8
PSC-AC0013	Screw (M5 x L20)	71	W1-54	PTC-AG0002	Cable Tie	31	H-53		Needle(DP×7 #23)	41	L-20
PSC-AC0014	Screw(M6)	23	E-14	PTC-AH0001	Cable Holder	9	A-41				
PSC-AC0014	Screw(M4xP0.7)	27	G-6	PTC-AH0004	Cable Holder(10N)	31	H-55				
PSC-AC0014	Screw(M5xP0.8)	57	T-11	PTL-AB0001	L-Shaped Wrench	41	L-11				
PSC-AC0014	Screw (M5, L=10)	75	W2-78	PTL-AB0002	L-Shaped Wrench	41	L-15				
PSC-AC0015	Screw(M4xP0.7)	27	G-11	PTL-AB0003	L-Shaped Wrench	41	L-12				
PSC-AC0019	Screw (M6 x L35)	69	W1-2	PTL-AB0004	L-Shaped Wrench	41	L-14				
PSC-AC0021	Screw(M4xP0.7 L=5)	67	W-50	PTL-AB0005	L-Shaped Wrench	41	L-13				
PSC-AC0035	Screw	63	U-II-6	PTL-BA0001	Driver(L)	41	L-1				
PSC-AC0035	Screw(M4xL12)	77	X-17	PTL-BA0002	Driver(S, M)	41	L-2				