

UNION SPECIAL

Industrial Sewing Machines

List of Parts

Styles in Classes

15400

15500

15600

Catalog No. 40L

**UNION SPECIAL MACHINE COMPANY
CHICAGO**

Catalog No. 40 L

LIST OF PARTS

Styles in Classes

15400 15500
15600

The parts listed in this catalog are
furnished at list prices for repairs only

First Edition

Copyright 1940
By
Union Special Machine Company
Rights Reserved In All Countries

Union Special Machine Company
Chicago U.S.A.

Printed in U.S.A.



Union Special®

INDUSTRIAL SEWING MACHINES

• Africa

CASABLANCA, MOROCCO, Etablissements Geissmann & Fils, 34 Blvd. de la Gare.
CAPETOWN, UNION OF SOUTH AFRICA, Universal Sewing Machine Co. (Pty.) Ltd., P.O. Box 3101, for textile sewing machines. Branches also at Durban, Johannesburg, and Bulawayo.
JOHANNESBURG, UNION OF SOUTH AFRICA, South African Scale Co. Ltd., P.O. Box 1463, 32 Von Brandis St., for bag closing machines. Branches also at Bloemfontein, Capetown, Durban, Pietermaritzburg, Port Elizabeth, Pretoria, Salisbury, Springs, Vereeniging, and Worcester.
MAURITIUS, Hall, Geneve, Langlois, Ltd., Port Louis. P.O. Box 77.

• Asia

BOMBAY, INDIA, H. M. Mehta & Co., Mehta House, 79-91 Apollo St., Fort.
CALCUTTA, INDIA, Don, Watson & Company, Ltd., 19 British Indian Street.
HONGKONG, G. R. Coleman Co. (Hong-kong) Ltd., 164 Wing Lok St., W.
KOBE, JAPAN, Fukuhara Industrial & Trading Co., Ltd., 4, Sakae-dori 2-chome, Fukae, Honjocho, Higashi Nada-ku.
SHANGHAI, CHINA, G. R. Coleman & Co., Inc., 156 Peking Road.

• Australia

MELBOURNE, VICT., AUSTRALIA, Capron, Carter (Pty.) Ltd., 78 A'Beckett St.
SYDNEY, N.S.W., AUSTRALIA, Capron, Carter (Pty.) Ltd., 86 Liverpool St.

• British West Indies

KINGSTON, JAMAICA, B. W. L., Mr. Morris E. Parkin, 102 King St.

• Canada

Union Special Machine Co. of Canada, Ltd.
CALGARY, ALTA., 1809 24th Ave., N.W. N. W. Holt. Tel. 81833.
MONTREAL 18, QUE., 3585 St. Lawrence Blvd. Clyde F. Amey. Tel. LA 5204.
QUEBEC, P. Q., Ave. Des Pins Ouest. Lucien Bouchard. Tel. 3-8126.
★TORONTO 2, ONT., 135 Peter St. S. J. Storey, Mgr. Tel. Empire 6-2939.
VANCOUVER, B. C., 5325 Elgin St., J. A. Murray. Tel. Tatlow 4749.
WINNIPEG, MAN., Room 201, Whitla Bldg., Frank Thierman. Tel. 934933.

• Europe

AMSTERDAM, THE NETHERLANDS, N. V. Machinehandel C. & H. Verbeek, Kloveniersburgwal 77. Also offices in: Rotterdam, Sittard, Groningen, Enschede, Eindhoven, Baarn.
ATHENS, GREECE, Michel D. Dimoulis, Rue Deka, 4A.
BARCELONA, SPAIN, Rapida, S. A., Avino 9.
BERGEN, NORWAY, Jac. Jacobsen A/S.
BORAS, SWEDEN, Rud. Nystrom & Co., A/B. Lilla Bannerigatan 6.
BRUSSELS, BELGIUM, Union Special Machine Corporation of America, 23 Rue Philippe de Champagne. Henri Deloof, Mgr.

COPENHAGEN, DENMARK, Union Special Machine Corporation of America, Peder Skramsgade 5 Mezz. Arne Pedersen, Mgr.
DUBLIN, EIRE, Machines, Ltd., 24 Upper Abbey St.
DUNDEE, SCOTLAND, Thomas C. Keay, Ltd., 15 Baltic St.
GLASGOW, C. 1, SCOTLAND, M. Mearns (Engineers Ltd.), 33 Moir St.
HELSINKI, FINLAND, Suomen Koneliike O/Y, Vilhonkatu 9.
HERNING, DENMARK, Mr. A. Christensen, Ostergade 40.
ISTANBUL, TURKEY, David & Leon Varber, Posta Kutusu 385.
LEICESTER, ENGLAND, Union Special Machine Co., Ltd., 25 Bede St. Braunstone Gate, A. B. Fitzpatrick, Mgr.
LONDON, E. C. 1, ENGLAND, Union Special Machine Co., Ltd., Parksworth House, 30, City Road.
MALMO, SWEDEN, Rud. Nystrom & Co., A/B Vargatan 10-A.
MILANO, ITALY, Giovanni Conti y Nipoti, Piazzale Marengo 6.
NOTTINGHAM, ENGLAND, Mr. W. Wilkes, Plantation Road 24.
OPORTO, PORTUGAL, Rost & Janus, Succrs., Rua Barao de Forrester, 914.
OREBRO, SWEDEN, Rud. Nystrom & Co., A/B Skebacksvagen 17-19.
OSLO, NORWAY, Jac. Jacobsen A/S, Kr. Augustsgate 19 (Tullingarden).
PARIS, FRANCE, Cie. des Machines Union Special de France, 91 Avenue de la Republique, Georges Linotte, Mgr.
REYKJAVIK, ICELAND, Heildvedzlunin Hekla, Ltd. P.O. Box 512.
STOCKHOLM, SWEDEN, Rud. Nystrom & Co., A/B, St. Nygaten 10-12.
STUTTGART, GERMANY, Union Special Maschinenfabrik G.m.b.h., Schwabstrasse 33. Eugen Gross, Managing Director. A. W. Krieger, Sales Manager.
VIENNA, VI. AUSTRIA, Firma Nahschuster, Mariahilferstr. 51.
ZURICH 9/47, SWITZERLAND, M. L. Bourquin, Albisriederstrasse 226.

• Latin America

Union Special International, Inc.
BOGOTA, COLOMBIA, C. Ceballos & Cia., Ltda., Avenida Caracas 20/34.
BUENOS AIRES, ARGENTINA, Kay, Grandjean & Cia., Bartolome Mitre 760.
CARACAS, VENEZUELA, Utilidad, S. A., Este 8, No. 159, El Conde.
GUADALAJARA, JAL., MEXICO, Talleres Perez Zozaya, S. A. Hidalgo 45 y 47.
CIUDAD TRUJILLO, DOMINICAN REPUBLIC, Luis Dominguez, Apartado 57, Hostos esq. El Conde.
HAVANA, CUBA, Antilla Yarn & Supply Co., S. A. Factoria 70.
HAVANA, CUBA, Mr. Miguel A. Vilato, Apartado No. 124.
LIMA, PERU, A. y F. Wiese, S.A., Esq. Nunez v. Filipinas.
MEDELLIN, COLOMBIA, Mr. Gustavo Hernandez F.
MEXICO, D.F., MEXICO, Talleres Perez Zozaya, S.A., Regina 26.
MONTERREY, N.L., MEXICO, Talleres Perez Zozaya, S.A., Apartado 197.

REPRESENTATIVES

MONTEVIDEO, URUGUAY. Carlos Dighiero e Hijos, Convencion 1424.
 PORTO ALEGRE, BRAZIL, Casa De Maquinas Falk, Ltda., Rua Hoffman 533.
 RIO DE JANEIRO, BRAZIL, Bemoreira Maquinas, S.A. Rua da Conceicao 17.
 SAN JUAN, PUERTO RICO, Abarca Warehouse, Inc., P.O. Box 2352.
 SAN LUIS POTOSI, S.L.P., MEXICO, Mr. Gonzalo Morales, J. de Los Reyes 62-B.
 SAN SALVADOR, EL SALVADOR, Alberto Paredes A., Edificio Regalado 44.
 SANTIAGO, CHILE, Lowenstein & Stewart, S.A.C., P.O. Box 2195, Calle Santo Domingo 1140.
 SAO PAULO, BRAZIL, Casa de Maquinas Falk, Ltda., Av. Duque de Caxias 610.

• Near East

CAIRO, EGYPT, Mr. A. Kavaldjian, 4, Midan El-Hami, Kasr el Nil Bridge.
 BAGHDAD, IRAQ, Sons of O. O. Agopian, P.O. Box 121.
 BEIRUT, LEBANON, Sons of O. O. Agopian, P.O. Box 1165.
 DAMAS, SYRIA, Elias Aractingi & Fils, Sidi Amoud.
 ISTANBUL, TURKEY, David ve Varber ve Seriki, Hamdi Bey Cecidi 36, 38, 40, Posta Kutusu 385.
 TEL AVIV, ISRAEL, L. Taube, Ltd., 15 Lilienblum St.

• New Zealand

Sole Distributors—H. A. Tuck & Co., Ltd.
 AUCKLAND, 171 Albert St., C. 1. (Head Office).
 WELLINGTON, Levy Buildings, Taranaki St., C. 3.
 CHRISTCHURCH, (Sub-Agents) Glendermid, Ltd., 78 Lichfield St.
 DUNEDIN, (Sub-Agents) Glendermid, Ltd., 18 Dowling St.

• Pacific Islands

HONOLULU, HAWAII, Territorial Sales Co., 603 So. Beretania Street.
 HONOLULU, HAWAII, H. S. Gray Company, P.O. Box 3016.
 MANILA, PHILIPPINE ISLANDS, Atkins-Kroll & Co., Inc., 124 Myers Bldg., Port Area.
 MANILA, PHILIPPINE ISLANDS, Earnshaws Docks & Honolulu Iron Works Co., Corner of Tacoma and 2nd Sts., Port Area.

• United States

ALLENTOWN, PA., 1512 Catalina Ave., Box 542, L. D. Cassel. Tel. Hemlock 4-3900.
 *ATLANTA 3, GA., Spring at Biltmore Pl. P.O. Box 7005, Station C., M. O. Moulton, Mgr. Tel. Atwood 2733 and 2734.
 BALTIMORE 1, MD., S. Eutaw and Lombard Sts. R. B. Foster. Tel. Sar. 8499.
 *BOSTON 11, MASS., 470 Atlantic Ave. Wm. E. Palm, Mgr. Tel. Liberty 2-0147-48.
 *CHICAGO 10, ILL., Union Special Machine Co., 404 N. Franklin St. General Offices. Tel. Superior 7-6920.
 *CINCINNATI 2, O., 422 Temple Bar Bldg. A. E. Brauch, Mgr. Tel. Pkwy. 2521.

CLEVELAND, OHIO: 5225 E. 119th St., Garfield Heights 25. Henry C. Vircant. Tel. Ludlow 1-1919.
 COLUMBIA, S.C., 1404 Crestwood Drive. M. M. Ambrose.
 COMMERCE, GA., Elizabeth St. J. T. Hanley. Tel. 32302.
 CONYNGHAM (HAZLETON), PA., Box 46. Robert S. Vogt. Tel. Conyngham 4556.
 DALLAS 2, TEXAS, P.O. Box 5013. H. Gratsch. Westbrook 3-2670.
 DANBURY, CONN., 203 White St. Frank Loglisci.
 DENVER 10, COLO., 1801 South Marion St. L. E. Carter. Tel. Spruce 7069.
 DETROIT 21, MICH., 16630 Ward Ave. John F. Lux.
 FITCHBURG, MASS., 27 Pierce Ave. E. J. Bernier. Phone: 3791 W.
 FT. WORTH 3, TEXAS, 912 Morningside Drive. H. M. Petershagen. Tel. Wilson 7776.
 GREENSBORO, N. C., P.O. Box 226. W. D. Harrod. Phone: 376-48.
 GREENVILLE, S. C., 307 McDaniel Ave. G. C. Cooper. Tel. 2-4456.
 INDIANAPOLIS 1, IND., 3731 N. Tacoma Ave. B. L. Rogers. Tel. Cherry 2277.
 JACKSON, MISS., 327 Eastview St. J. A. Boyette. Tel. 5-1976.
 KANSAS CITY 10, MO., P.O. Box 824. T. O. Biggers. Tel. Dwight 5030.
 LYNCHBURG, VA., P.O. Box 1075. C. D. Mairs. Tel. 3-1215.
 *LOS ANGELES 15, CAL., 119 E. Pico Blvd. P. M. Mason, Mgr. Tel. Richmond 7-9187, 7-9188.
 MIAMI 43, FLA., 5830 S.W. 62nd St. H. V. Everett. Tel. 67-5028.
 MINNEAPOLIS, MINN., 2800 Texas Ave., St. Louis Park, Minn. Leonard Koehler. Tel. Midway 6236.
 NASHVILLE 4, TENN., 1602 South Observatory Drive. W. J. Brauch. Tel. 8-5123.
 NEWARK 2, N. J., H. K. Lanning. Tel. Market 3-3123.
 NEW ORLEANS, LA., 6229 Curie St. L. A. Van Hooser. Tel. Fairview 9978.
 *NEW YORK 16, N. Y., 116 E. 27th St. W. G. Booth, Mgr. Tel. Murray Hill 9-1266, 9-1267, 9-1268.
 *PHILADELPHIA 7, PA., 1316 Arch St. B. W. Merz, Mgr. Tel. Locust 7-1023.
 PITTSBURGH 27, PA., 5266 Keepport Drive. Fred S. Booth. Tel. Olympic 5-4566.
 PLANT CITY, FLA., 214 N. Gordon St. J. C. Morgan. Tel. 61623.
 PORTLAND 7, ORE., P.O. Box 843, Marvin H. Corns. Beacon 7500.
 RAYNHAM, MASS., P.O. Box 141. W. P. Godek. Tel. Taunton 2-5149.
 RUTHERFORD, N. J., 246 Sylvan St., Richard Whitson. Rutherford, N.J. 2-2315J.
 *ST. LOUIS, MO., 1517-21 Olive St. E. E. Gratsch, Mgr. Tel. Chestnut 2368.
 SALT LAKE CITY, UTAH, 1215 E. 13th South St. L. F. Rosvall.
 SAN FRANCISCO 7, CAL., 1275 Mission St. L. E. Wise. Tel. Underhill 1-1580.
 SCRANTON, PA., 246 Sylvan St., Rutherford, N. J. Richard W. Whitson. Tel. Rutherford 2-2315J.
 SEATTLE, WASH., 808 Motor Pl. Paul Lockett. Tel. Seneca 8083.
 UTICA 1, N.Y., P.O. Box 456. J. R. Le Tourneur. Tel. Utica 6-4209.
 YORK, PA., 729 South George St. Richard L. Smith. Tel. 3-5429.

FOREWORD

The one dominating idea back of "Union Special" is to build the best industrial sewing machines in the world.

All parts are made to gauges with exceedingly close limits. Repairs can be made with facility as all parts are readily accessible, and are 100% interchangeable.

It is our constant aim to furnish carefully prepared information that will enable the customer to secure all possible economies and advantages from the use of Union Specials. On the pages which follow will be found illustrations and descriptions of the parts for styles in Classes 15400, 15500, 15600.

Additional catalogs, containing information relative to these machines, and which will be furnished on request, are listed below.

| | |
|------------------|---|
| Catalog No. 29 | List of Transmitter Parts and Miscellaneous Accessories |
| Catalog No. 40 A | Instructions for installing, operating and adjusting |
| Catalog No. 45 | List and Description of Needles |
| Catalog No. 45 A | Price List of Needles |

In all manufacturing centers will be found Union Special representatives, who will co-operate with those who desire in planning and estimating their requirements.

UNION SPECIAL MACHINE COMPANY

Engineering Department

IDENTIFICATION OF MACHINES

Each Union Special carries a style number which is stamped in the name plate on the machine. Style numbers are classified as standard and special. Those which are standard have one or more letters suffixed, but never contain the letter "Z". Example: 15400 AA. Style numbers containing the letter "Z" are special. When only minor changes are made in a standard machine a "Z" is merely suffixed to the respective standard style number. Example: 15400 AAZ.

Styles of machines similar in construction are grouped under a class number which differs from the style numbers in that it contains no letters. Example: 15400.

APPLICATION OF CATALOG

This catalog applies only to the standard styles of machines as listed herein. It can also be applied with discretion to the special machines covered by these classes.

STYLES OF MACHINES IN CLASS 15400

Flat Bed Overedge Machines, Low Bed 10 Inches Long with Trimmer, Inside Needle Lever Drive, Under Feed Only

- 15400 A For seaming knitted underwear made of light weight cotton and wool ribs; two thread stitch, seam Spec. 503-SSa-1 short spreader, long looper, tandem differential feed, Type 150 needle.
- 15400 D For overedging knitted and woven fabrics; three thread elastic or square edge stitch, 1/8 to 3/16 inch wide, stitching Spec. 505-EFd-1, tandem differential feed, Type 150 needle.
- 15400 E For hemming light weight knitted undershirts and similar garments made from light weight knitted cotton or wool, two thread concealed stitch; stitching Spec. 503-EFc-1, short spreader, long looper, tiltable feed, 1/8 inch space between under surface of hemming guide and cloth plate, standard widths of hem 3/4, 1, 1 1/8, 1 1/4 and 1 1/2 inches, Type 150 needle.
- 15400 F For hemming stockings, two thread concealed stitch, stitching Spec. 503-EFc-1, short spreader, long looper, edge guide attached to lower knife support, tiltable feed, Type 150 needle.
- 15400 H For seaming dresses and similar garments Union Overseaming Stitch, seam Spec. 504-SSa-1, tiltable feed, Type 150 needle.
- 15400 Q For seaming garment pockets and similar operations on heavy weight fabrics; Union Overseaming Stitch, seam Spec. 504-SSa-1, tiltable feed, Type 151 needle.

STYLES OF MACHINES IN CLASS 15400 (Cont'd)

- 15400 W For seaming sweaters and heavy weight outerwear, two thread stitch, seam Spec. 503-SSa-1, short spreader, long looper, tandem differential feed, Type 150 needle.
- 15400 AA For seaming all weights of knitted underwear and similar garments; Union Overseaming Stitch, seam Spec. 504-SSa-1, tandem differential feed, Type 150 needle.
- 15400 AD For seaming sweaters and heavy weight knitted outerwear; Union Overseaming Stitch, seam Spec. 504-SSa-1, tandem differential feed, Type 150 needle.
- 15400 AE For closing toes of light weight stockings; two thread stitch, seam Spec. 503-SSa-1, short spreader, long looper, tandem differential feed, Type 150 needle.
- 15400 AG For seaming dresses and similar garments; felled seam, Union Overseaming Stitch, seam Spec. 504-SSn-1 inverted, tiltable feed, Type 150 needle.
- 15400 AM French style, fitted with short looper No. 15408 G, otherwise same as 15400 AA, Type 150 needle.
- 15400 AP For seaming rayon or knitted garments; Union Overseaming Stitch, seam Spec. 504-SSa-1, tiltable feed, Type 150 needle.

STYLES OF MACHINES IN CLASS 15500

Flat Bed Overedge Machines, Low Bed 10 Inches Long, Inside Needle Lever Drive, Without Trimmer or Top Feed

- 15500 A For serging trousers and similar garments; two thread stitch, short spreader, long looper, seam Spec. 503-EFd-1, plain feed, Type 150 needle

STYLES OF MACHINES IN CLASS 15600

Flat Bed Overedge Machines, Low Bed 10 Inches Long, Upper and Under Feed, Inside Needle Lever Drive

- 15600 A For overedging galoshes, shoe tongues and similar articles; Union Overseaming Stitch, stitching Spec. 504-EFd-1, Type 150 needle.
- 15600 B For seaming fourchettes of Plymouth gloves, ornamental two thread stitch, seam Spec. 503-SSa-1, double prong spreader, short looper, Type 150 needle.

NEEDLES

TYPE NUMBERS AND SIZES

Each needle has a type number and size number. The former denotes the kind of shank, point, length, groove, finish, and other details. The latter denotes the largest

NEEDLES (Cont'd)

TYPE NUMBERS AND SIZES (Cont'd)

diameter of the blade, measured in thousandths of an inch midway between the shank and eye, and is stamped in the needle shank. Collectively the type number and size number is the complete symbol.

To have orders promptly and accurately filled, the empty package, a sample needle, or the type and size numbers should be given. See marks on packages. An intelligent order would read as follows: "1000 Needles Type 150, Size .036". The type numbers of the needles most commonly used in the styles of machines covered by this catalog are listed below. Set opposite each type number is the description of the needle.

| Type No. | Description and Sizes Available |
|----------|---|
| 150 | Round shank, round point, Class "R", double groove, spotted, nickel plated- sizes 022, 025, 027, 029, 032, 036, 040, 044, 049, 054, 060 |
| 150 G | Same as Type 150, except chromium plated- sizes 032, 040, 044, 049 |
| 150 H | Same as Type 150, except ball point- sizes 029, 032, 036 |
| 151 | Same as Type 150, except ball eye- sizes 032, 036, 040 |

APPLICATION OF TYPE NUMBERS TO MACHINES

The standard type of needle for each style is listed in the description of each style.

ORDERING REPAIR PARTS

PLATES

Grouped, according to scale, will be found illustrations of parts similar in appearance, and, to some extent, component parts that go in the same subdivision of the mechanism.

When a given design of part is made in two or more sizes, only one illustration is usually shown. In ordering these pieces, it is necessary that the additional information be furnished as requested under these illustrations.

LIST OF PARTS

Turning from the plates to the list of parts, the description of each part and its principal uses will be found. Always check the symbol against its description before ordering. It is not necessary to furnish the plate number.

When a part is used, or can be used, in all machines covered by this catalog, no specific use is mentioned in the description.

ORDERING REPAIR PARTS (Cont'd)

LIST OF PARTS (Cont'd)

For convenience in ordering, minor parts such as screws, nuts and similar articles are repeated after each major part.

(-) A dash in the "plate number" column of the list of parts indicates the absence of an illustration.

(‡) A double dagger in the "symbol to order by" column indicates that the component parts cannot be furnished separately.

IDENTIFYING PARTS

Where the construction permits, each part is stamped with its part number. Some of the smaller parts are stamped with an identification letter to distinguish them from parts similar in appearance.

All part numbers represent the same part, regardless of the catalog in which they appear.

SUPPLIES

All supplies, including taps, reamers, belting, belt hooks, belt fasteners, screw drivers, wrenches and powdered oil stone will be promptly furnished.

USE GENUINE NEEDLES AND REPAIR PARTS


Success in the operation of these machines can be secured only by the use of genuine Union Special Needles and Repair Parts as furnished by the Union Special Machine Company, its subsidiaries and authorized distributors. Obviously, it is to our interest to maintain the reputation of Union Specials by furnishing the very best goods obtainable. They are designed according to the most approved scientific principles, and are made with the utmost precision. The maximum efficiency and durability are assured.

Genuine needles are put up in packages marked at the top "Trade 'UNION SPECIAL' mark". Genuine repair parts are stamped with a reproduction of the well known two padlocks with a link connecting the shackles. Both trade marks are symbolic of superlative excellence. All other needles and parts are bogus.


TERMS

Prices are strictly "net cash" and subject to change without notice. All shipments are forwarded at the buyer's risk f.o.b. shipping point. Parcel post shipments are insured unless otherwise directed. A charge is made to cover the postage and insurance.

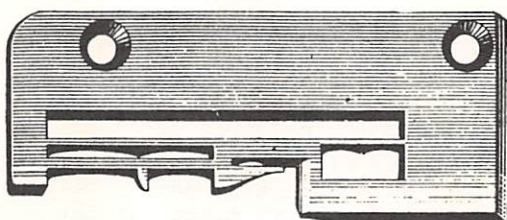
Plate 1 - Full Size



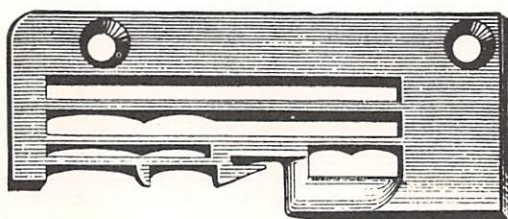
15424J



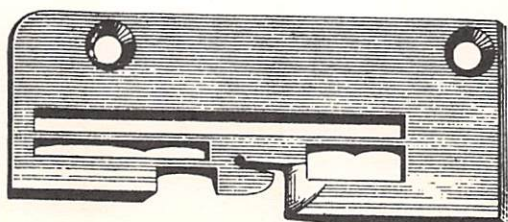
15424P




15424Q




15424S




15424W




15405X




15405AA



15405AC




15405AK

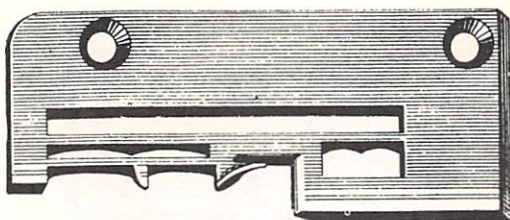


15405BJ

Plate 2 - Full Size



15426A




15424AE




15426C



15428E



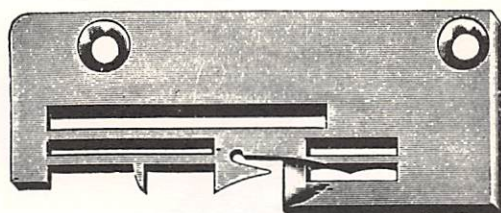
15426E



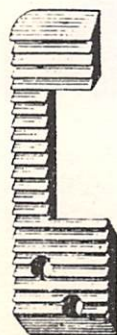
15428G



15426J



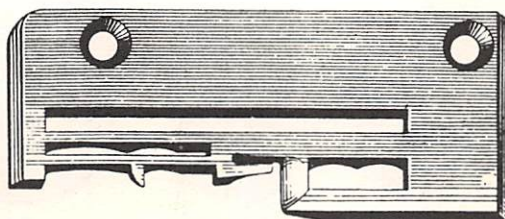
15428AE



15605G



15605J




15428AM

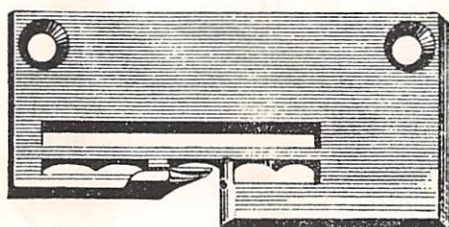
Plate 3 - Full Size



15524



15624A



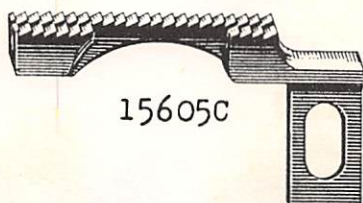
15624B



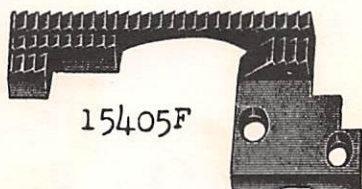
15505A



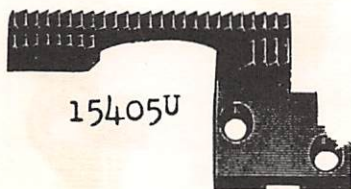
15605B



15605C



15405F



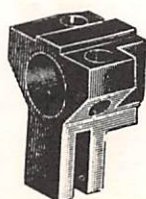
15405U




15405W




912



15447C




15642



15447D

Plate 4 - Full Size



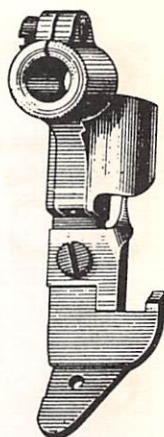
15420AE



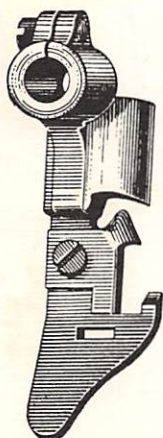
15420R



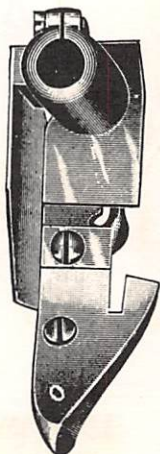
15420AD



15427AF



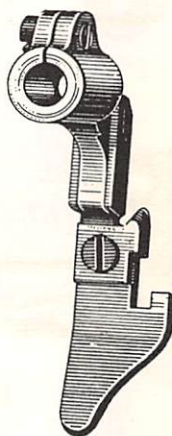
15427AE



15420F



15427G



15420S



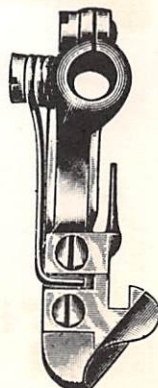
15520



15620

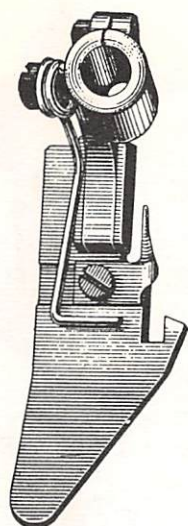


15620B

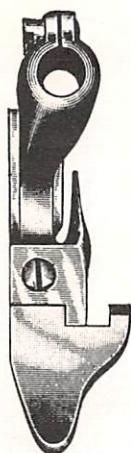


15427L

Plate 5 - Full Size



15420T



15427A



15427H



15497D



15497E



15497H



15497A



15497AE



15497C



15497S



15497R



15497W



15597



15460



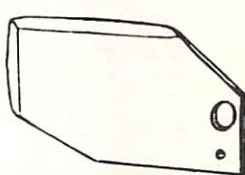
G15408A



15408C



15480F



15480P



15460A



15408



15408E



15480G



15408G

Plate 6 - Full Size

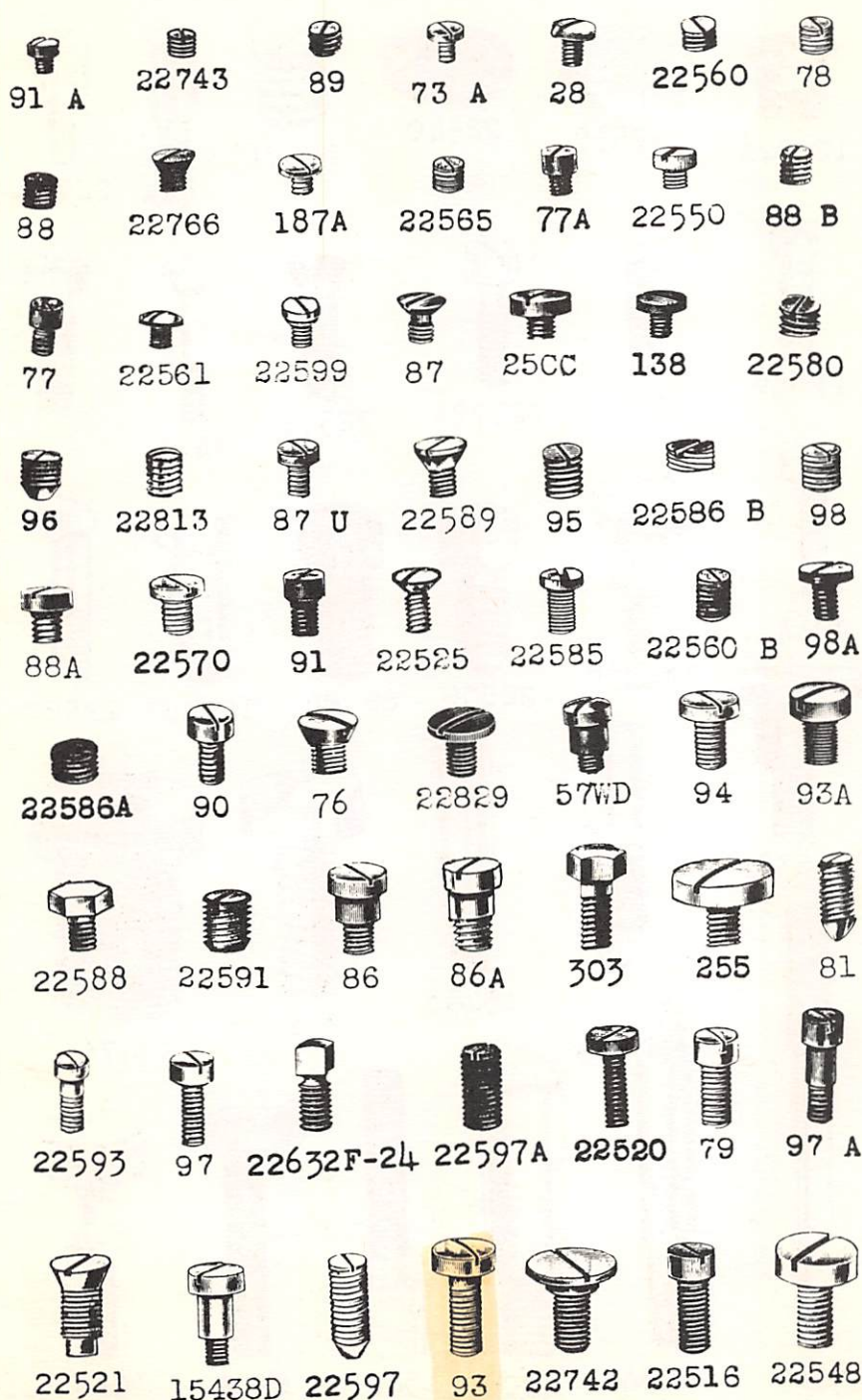


Plate 7 - Full Size




Plate 8 - Full Size


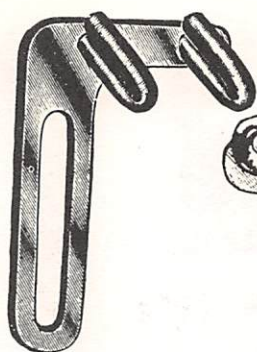
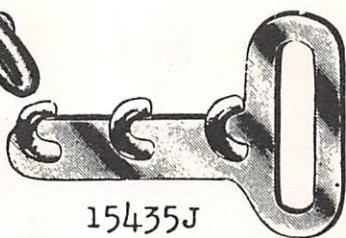


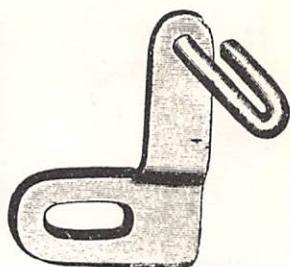
Plate 9 - Full Size




15435C



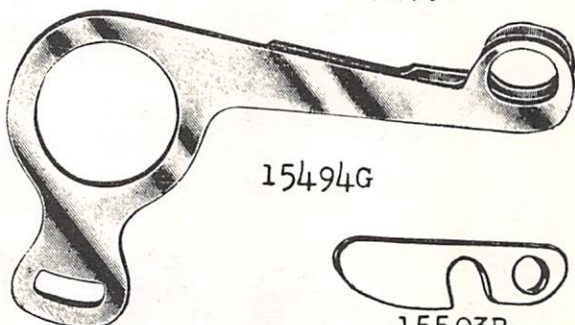
15435J



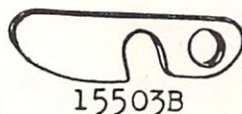
15495C



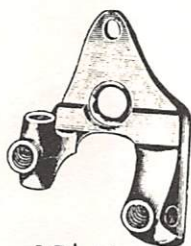
15494C



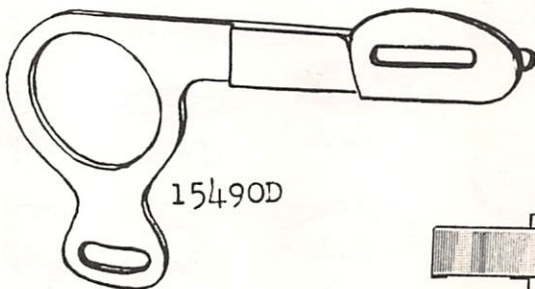
15494G



15503B



15494F



15490D



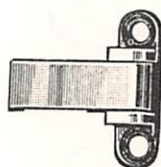
15435P



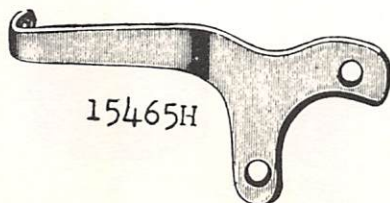
15458U



15458G



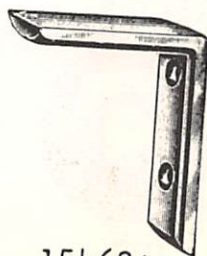
15458M



15465H



15458S



15468A

Plate 10 - Full Size



15490B



15496D



15435B



15435E




15435F



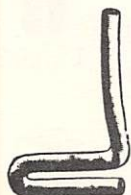
15491B



15435N



15435L



15494B



15435D



15494E



52 A



15494H



15491



15435K




336



15493B



15496C



15494D



337



12954

Plate 11 - Full Size




Plate 12 - Full Size

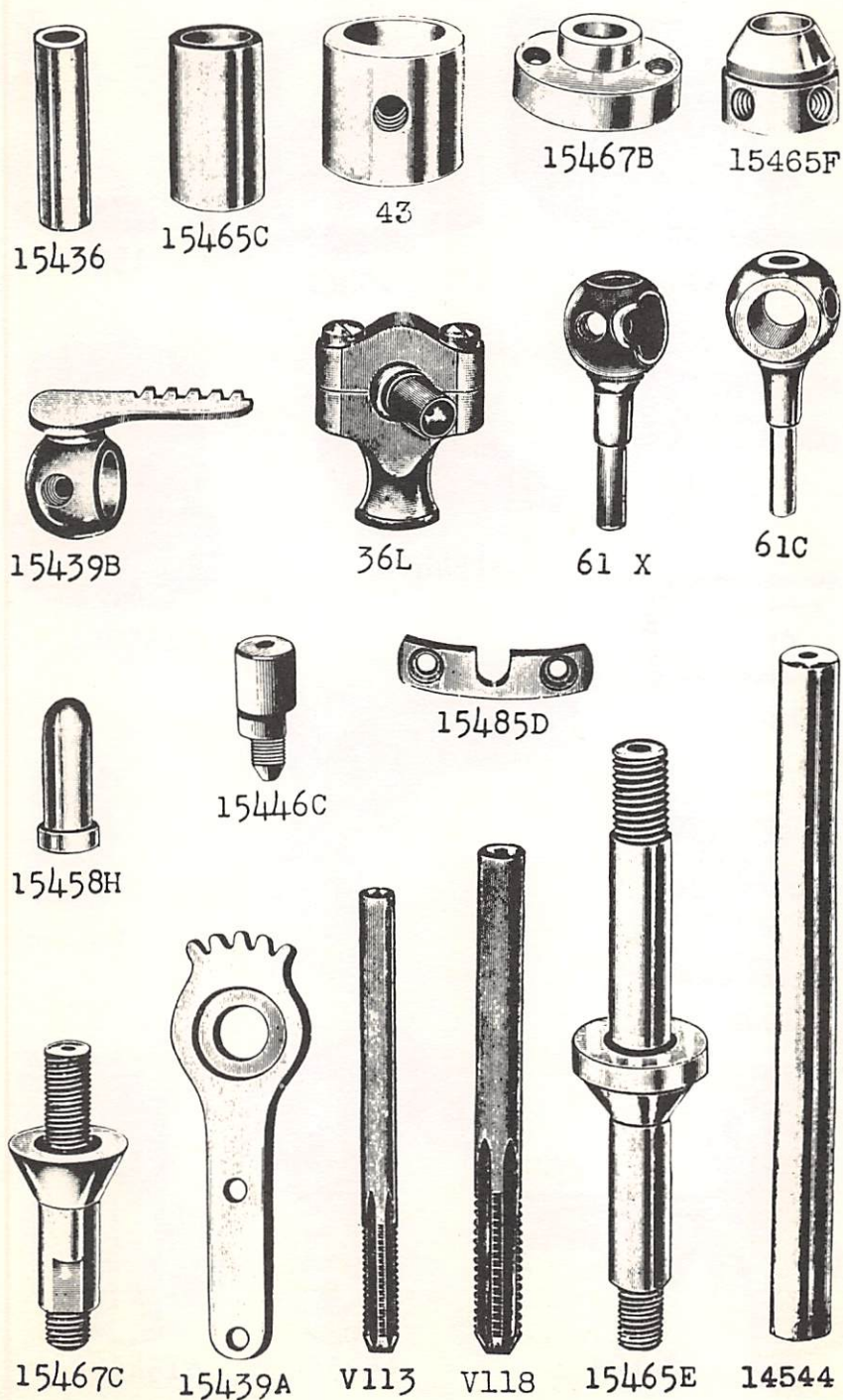




Plate 13 - Full Size



15462




15462A




15468J



15454



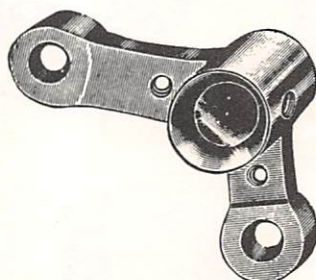
15447J



15586A




15447L



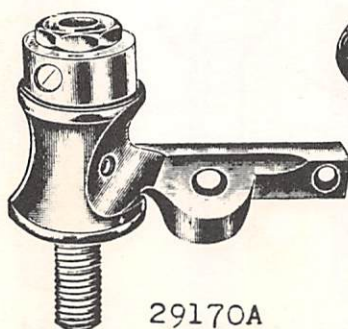
15465K



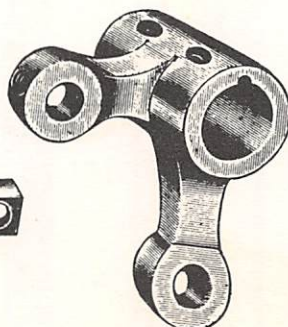
15498H



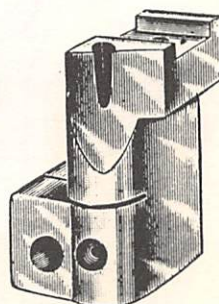
15447K



29170A




15465J



15468K

Plate 14 - Full Size



15479G



15479E



15449J




15449D



15449



15470



15447F



12835



15447B



15468C



15437A



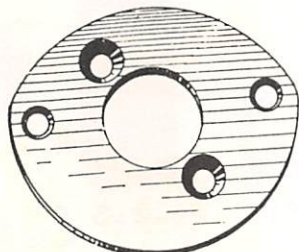
12983



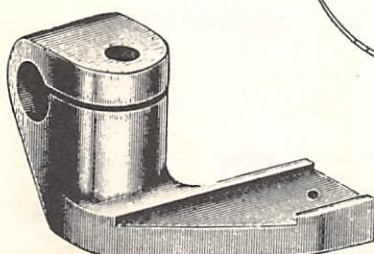
15489C



15446D



15478 B



15479F




15451



15479H

Plate 15 - Full Size



15498V



15431




154



15498 N




15458F



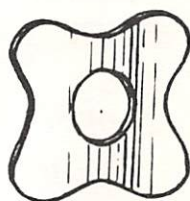
WA15



41A



15453B



21375E



21350




21351



21113 B



21225
SPECIFY
MEASUREMENT



1008



1007

Plate 16 - One-Half Size




Plate 17 - One-Half Size



15485A



15485E



15686 A



15685




15585A




15485B



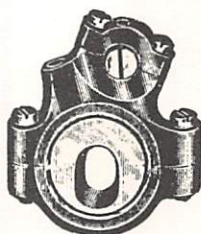
15486




15486A



29134B




29133D




15430M




29133A




15434




15434A



29136



29130C



29130D

Plate 18 - One-Half Size



1275A



1275E



1275H



1275F



1275J



29131B



1230A



15464A



15442 B



15442 C



917




15478A



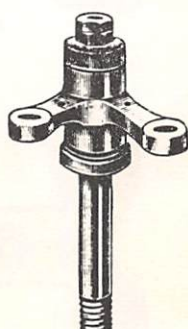
15478D



12979



29326G



29326H



29132G




29132F

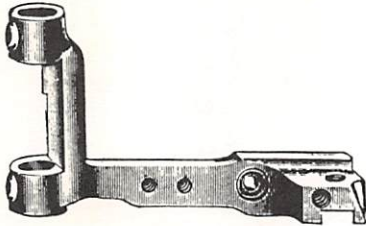
Plate 19 - One-Half Size



904



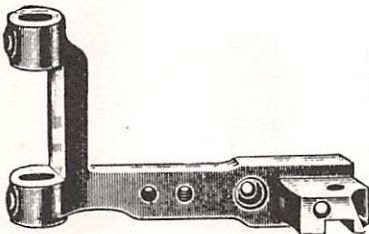
15446A



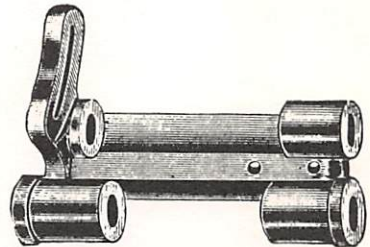
15645



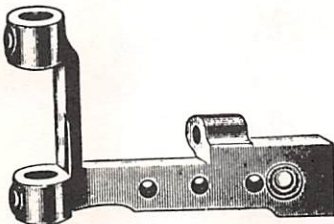
15447




15545



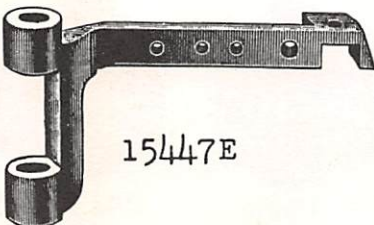
15483A



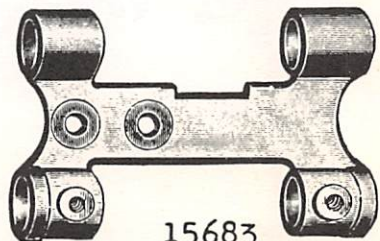
15446



15483



15447E



15683

Plate 20 - One-Half Size


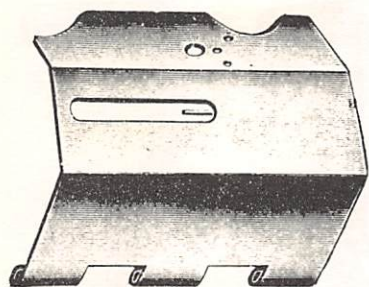
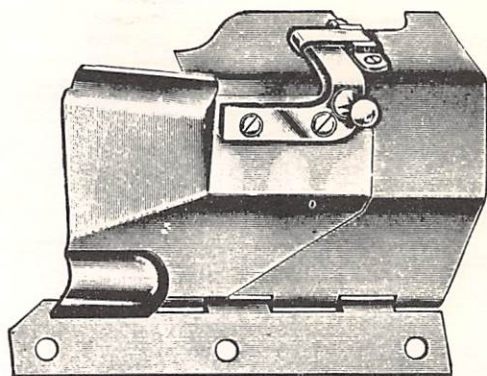


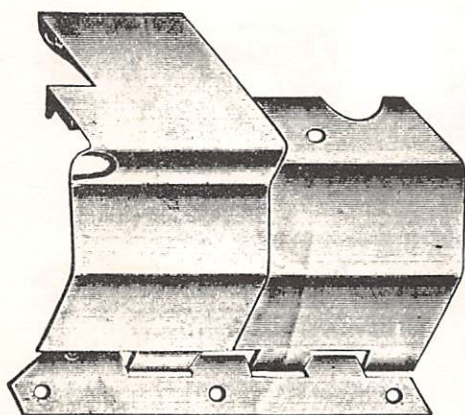
Plate 21 - One-Half Size




15458C




15457B



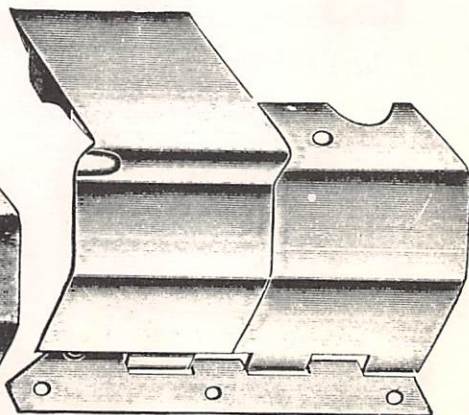
15657



15658



15558

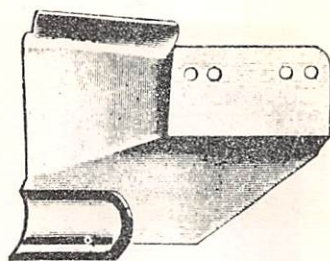


15557

Plate 22 - One-Half Size




15458



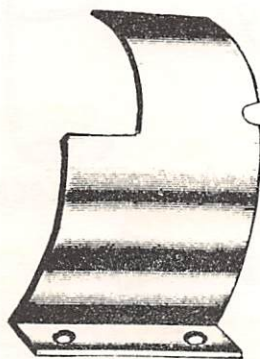
15458q



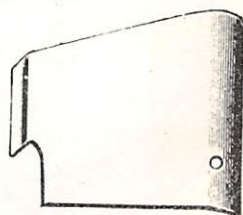
15458R




15435M



15435



15458K




15458L



15468G




15468R



15468B




15568



15468L

Plate 23 - One-Half Size



TA 55




15403J
Specify
Width
of Hem



15403T



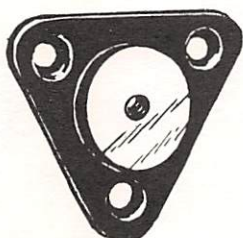
15403M



15496B



15403N



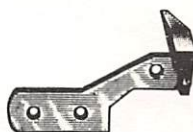
21375F



15438J



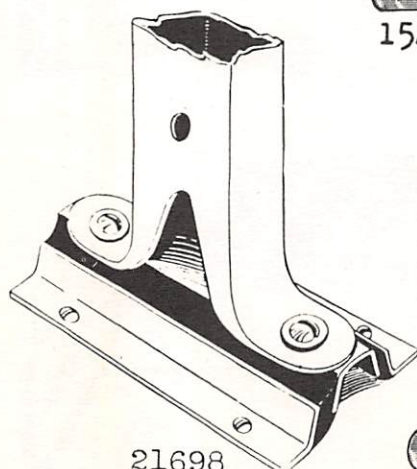
15489N



15403F



15489




21698
Specify Length




15503



15489Q
Specify
Width
of Hem



15403E



15489P


Plate 24 - One-Half Size




15459



423




15469A



15421



15493J



21355



15498K




12935

15422A


15422H

15422E


Plate 25 - One-Half Size



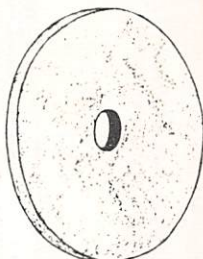
15498D



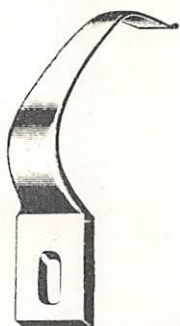
15498F




15498P



G16



15472




G11



419A



415B




15498 E

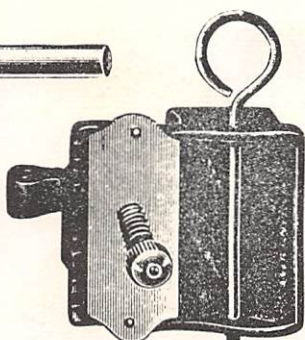
Plate 26 - One-Half Size



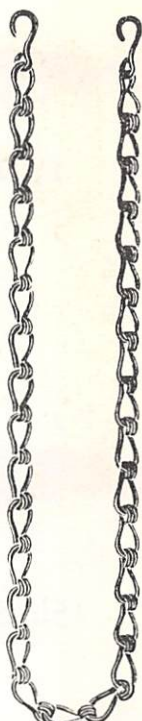
1003



21681



1000



421




21207



1004




116



1002



1005




21145



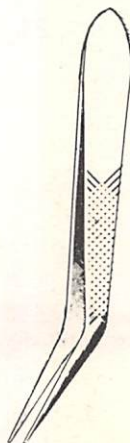
21388



21388 N

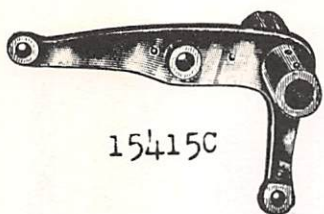


21388 R




118 B

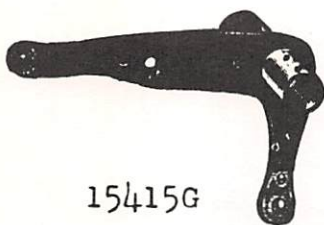
Plate 27 - One-Fourth Size




15415C



15501A



15415G




15601A



29325G



29325H.



15401A

Plate 28 - One-Fourth Size

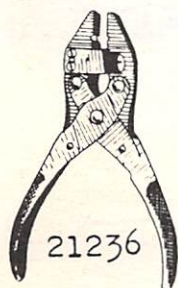
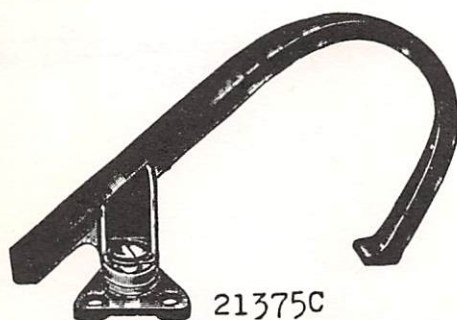


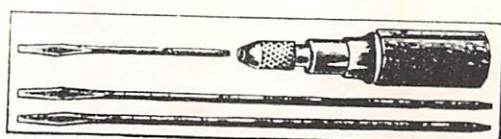
Plate 29 - One-Fourth Size



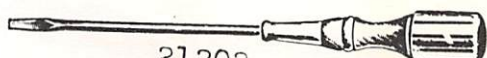
100 B



21201



21208




21202



21205A



21206

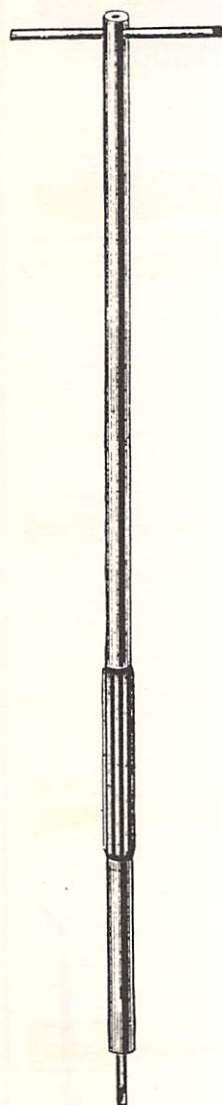


21203




21204

Plate 30 - One-Fourth Size



Y 506
Specify
Size



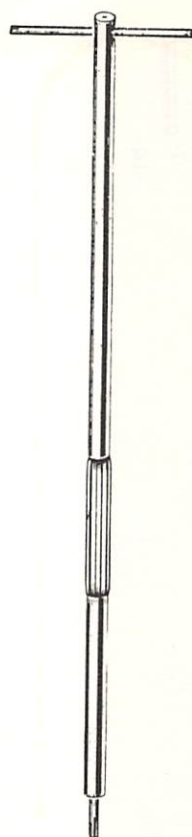
Y502
Specify
Size



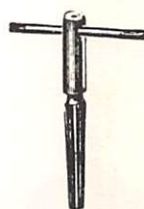
Y500
Specify
Size



Y510
Specify
Size



Y505
Specify
Size




Y802


Plate 31 - One-Eighth Size



69 S



21680



21130 A-2



21130 A-3



21114 A



OI-19

LIST OF PARTS

| Symbol to Order By | The figures in the last column refer only to the plates illustrating the parts and are not to be used in ordering. Refer to pink insert for prices. | Plate No. |
|--------------------------|---|--------------|
| 5 | Collar, for main shaft (screw No. 95) - - - - | 8 |
| T6 | Feed Dog Tilting Rod Check Nut - - - - - | 8 |
| 8 | Feed Rocker Shaft, 5 3/16 inches long, standard diameter .407 inch - - - - - | 16 |
| 8-408 | Feed Rocker Shaft, standard diameter plus .001 inch - - - - - | — |
| 8-410 | Feed Rocker Shaft, standard diameter plus .003 inch - - - - - | — |
| 8-413 | Feed Rocker Shaft, standard diameter plus .006 inch - - - - - | — |
| 8-416 | Feed Rocker Shaft, standard diameter plus .009 inch - - - - - | — |
| 8-419 | Feed Rocker Shaft, standard diameter plus .012 inch - - - - - | — |
| 8-422 | Feed Rocker Shaft, standard diameter plus .015 inch - - - - - | — |
| 10 | Feed Bar Prong and Sponge, for Styles 15400 E, 15400 F, 15400 H, 15400 Q, 15400 AG, 15400 AP, 15500 A (screw No. 94) - - - - | 20 |
| 10 A | Feed Bar Prong Sponge - - - - - | 20 |
| G10 | Thumb Screw, for holding knives in knife grinder - - - - - | 7 |
| 11 | Feed Bar Shaft, for Styles 15400 E, 15400 F, 15400 H, 15400 Q, 15400 AG, 15400 AP, 15500 A, 15600 A, 15600 B - - - - - | 16 |
| G11 | Pulley, for knife grinder (screw No. 98) - - - - | 25 |
| G12 | Pulley Spindle, for knife grinder (clamp screw No. 136) - - - - - | 16 |
| G14 | Pulley Spindle Washer, for knife grinder - - - - | 8 |
| G15 | Differential Rocker Stud Nut; also for No. G12 - - - - - | 8 |
| WA15 | Stop Watch - - - - - | 15 |
| G16 | Emery Wheel, for knife grinder - - - - - | 25 |
| 18 | Differential Rocker Ball Joint Stud Nut - - - - | 8 |
| OI-19 | Pressure Pump Oil Can, 1 1/2 pints capacity | 31 |
| 25 CC | Screw, for upper feed bar shoe on Styles 15600 A, 15600 B - - - - - | 6 |
| 28 | Screw, for looper thread take-up on Styles 15400 D, 15400 AP - - - - - | 6 |
| T32 | Screw, for trimmer frame on styles in Class 15400 - - - - - | 7 |
| 36 G | Loop Taking Rocker Connecting Rod Ball Joint Stud Washer - - - - - | 8 |
| 136 L | Loop Taking Rocker Connecting Rod Ball Joint, left (bearing screw No. 97 A) - - - - | 12 |
| 37 L | Loop Taking Rocker Connecting Rod Nut, left thread - - - - - | 8 |
| 37 R | Loop Taking Rocker Connecting Rod Nut, right thread - - - - - | 8 |
| 41 A | Hand Lifter (stud No. 86) - - - - - | 15 |
| 42 A | " " Screw Pin - - - - - | 7 |

See Page 7

-39-

LIST OF PARTS

| Symbol to Order By | The figures in the last column refer only to the plates illustrating the parts and are not to be used in ordering. Refer to pink insert for prices. | Plate No. |
|--------------------------|---|--------------|
| 43 | Feed Lift Eccentric, for styles in Classes 15400, 15500 (screw No. 96) - - - - - | 12 |
| 47 | Needle Lever Stud Nut - - - - - | 8 |
| 48 | " " " Washer - - - - - | 8 |
| 52 A | Thread Controller Thread Eyelet, for Style 15400 D (screw No. 138) - - - - - | 10 |
| 54 | Needle Bar Link and Differential Rocker Link | 20 |
| TA54 | Hand Talley - - - - - | — |
| TA55 | Hand Tachometer, 4 speed type, 90 to 12000 R.P.M. - - - - - | 23 |
| 56 | Needle Clamp Nut - - - - - | 8 |
| 57 WD | Stud, for presser foot bottom spring on Style 15400 E - - - - - | 6 |
| 61 C | Presser Bar Connection, for Styles 15600 A, 15600 B (screw, front, No. 77, screw, rear, No. 88) - - - - - | 12 |
| 61 X | Presser Bar Connection, for styles in Classes 15400, 15500 (screw, back, No. 77, screw, front, No. 89) - - - - - | 12 |
| 62 | Presser Guide Bar, standard diameter .319 inch, for styles in Classes 15400, 15500 | 16 |
| 62-322 | Presser Guide Bar, standard diameter plus .003 inch - - - - - | — |
| 62-325 | " " " standard diameter plus .006 inch - - - - - | — |
| 62-328 | " " " standard diameter plus .009 inch - - - - - | — |
| 62-331 | " " " standard diameter plus .012 inch - - - - - | — |
| 62-334 | " " " standard diameter plus .015 inch - - - - - | — |
| 62 A | " " " standard diameter .319 inch, for styles in Class 15600 - - - - - | 16 |
| 62 A-322 | " " " standard diameter plus .003 inch - - - - - | — |
| 62 A-325 | " " " standard diameter plus .006 inch - - - - - | — |
| 62 A-328 | " " " standard diameter plus .009 inch - - - - - | — |
| 62 A-331 | " " " standard diameter plus .012 inch - - - - - | — |
| 62 A-334 | " " " standard diameter plus .015 inch - - - - - | — |
| 64 | Presser Spring Rest (screw No. 88) - - - - - | 20 |
| 64 A | " " Regulating Screw; also for No. 15498 L - - - - - | 7 |
| 64 B | " " Regulating Screw Nut - - - - - | 8 |
| 69 S | Spool Pin, four inches long, for thread stand | 31 |

LIST OF PARTS

| Symbol to Order By | The figures in the last column refer only to the plates illustrating the parts and are not to be used in ordering. Refer to pink insert for prices. | Plate No. |
|--------------------------|---|--------------|
| 69 FD | Screw, square head, cup point, 5/16 inch diameter, 18 threads, 5/8 inch long, for thread stand seats- - - - - | 7 |
| 73 A | Screw, for balance weight guard thread eyelet support on Styles 15400 D, 15400 AP; also for No. 15435 N- - - - - | 6 |
| 75 A | Screw, for knife eccentric connections on styles in Class 15400; also for Nos. 15486, 15486 A | 7 |
| 76 | Screw, for lower chain cutter knife holder on Style 15400 F- - - - - | 6 |
| 77 | Set Screw, fillister head, for needle lever link pins; also for Nos. 61 C, 61 X, 12983, 15485 D, 15496 C - - - - - | 6 |
| 77 A | Screw, for looper thread controllers - - - - - | 6 |
| 78 | Set Screw, headless, for needle lever link pin; also for lower differential rocker pin - - - - | 6 |
| 79 | Clamp Screw, for looper and spreader holder- - - | 6 |
| 81 | Spot Screw, for needle lever eccentrics; also for No. 15498 J- - - - - | 6 |
| 86 | Hand Lifter Stud; also for Nos. 15468 B, 15468 G, 15468 R, 15498 N, 15568 - - - - - | 6 |
| 86 A | Hand Lifter Stud, plus size; tap No. V113- - - - | 6 |
| 87 | Screw, for throat plates; also for Nos. 15447 B, 15494 C, 15494 F- - - - - | 6 |
| 87 U | Screw, for knife eccentric guard on styles in Class 15400; also for Nos. 15458 K, 15605 G, 15605 J- - - - - | 6 |
| 88 | Set Screw, for feed rockers; also for Nos. 61 C, 64, 12865, 15417, 15439 B, 15446, 15447 E, 15465 F, 15545, 15645, 21113 A - - - - - | 6 |
| 88 A | Screw, for fabric edge guide on Styles 15400 AD, 15500 A; also for Nos. 15403 M, 15503 B- - - - | 6 |
| 88 B | Set Screw, for angular rock shaft connection; also for No. 15453 B - - - - - | 6 |
| 89 | Spot Screw, for angular rock shaft connection; also for No. 61 X- - - - - | 6 |
| 90 | Screw, for front cover; also for Nos. 15403 E, 15403 F, 15447 K, 15454, 15468 A, 15479 E, 15479 G, 15489 C, 15489 N, 15489 P - - - - | 6 |
| 91 | Clamp Screw, for presser feet; also for Nos. 15408, 15408 E, 15460 A- - - - - | 6 |
| 91 A | Screw, for presser foot tongues; also for Nos. 15458 U, 15480 F, 15480 G- - - - - | 6 |
| 93 | Screw, for loop taking rocker pivoted base; also for Nos. 912, 1002, 15447 D, 15447 F, 15447 J, 15451, 15468 K, 15479 F, 15505 A, 15605 B, 15605 C- - - - - | 6 |
| 93 A | Screw, for lifter lever extension; also for Nos. 15468 J, 15498 H, 15642- - - - - | 6 |

LIST OF PARTS

| Symbol to Order By | The figures in the last column refer only to the plates illustrating the parts and are not to be used in ordering. Refer to pink insert for prices. | Plate No. |
|--------------------------|--|--------------|
| 94 | Screw, for frame needle thread eyelets; also for Nos. 10, 908, 9932, 12835, 15435, 15435 C, 15435 J, 15435 M, 15447 G, 15447 J, 15462, 15462 A, 15495 C - - - - - | 6 |
| 95 | Screw, for main shaft collar; also for Nos. 1005, 15434, 15434 A, 15478 A, 15478 D, 15493 B, 15586 A, 15686 A - - - - - | 6 |
| 96 | Spot Screw, for feed lift eccentric; also for Nos. 15478 A, 15478 D, 15586 A, 15686 A - - - | 6 |
| 97 | Screw, for supporting feed dogs - - - - - | 6 |
| 97 A | " for loop taking rocker connecting rod ball joints; also for Nos. 15442 C, 15486, 15486 A - - - - - | 6 |
| 98 | " for upper knife bar; also for Nos. G11, 267, 336, 337, 2650, 12954, 15455 - - - | 6 |
| 98 A | " for needle lever thread guides; also for Nos. 15435 L, 15490 D, 15494 G, 15496 B | 6 |
| 100 B | Thread Stand Wire, 16 inches long (screw No. 22632 F-24) - - - - - | 29 |
| 107 | Tension Post Ferrule - - - - - | 8 |
| 108 | " Regulating Nut - - - - - | 8 |
| 109 | Tension Disc, with contact surface 5/64 inch wide, for machines using needle threads the equivalent in size of No. 50 and smaller - - - | 8 |
| 109 B | Tension Disc, with contact surface 1/8 inch wide, for machines using needle threads the equivalent in size of No. 40 and larger - - - | 8 |
| 110-2 | Tension Spring, for needle thread lubricator - - | 11 |
| 110-4 | " " for upper knife - - - - - | 11 |
| V113 | Tap, marked "Q2", for plus size hand lifter stud - - - - - | 12 |
| 116 | Wrench, 9/32 inch opening, for needle clamp nut | 26 |
| 118 B | Thread Tweezers - - - - - | 26 |
| V118 | Tap, marked "X2", for plus size cloth plate screw No. 22521 - - - - - | 12 |
| 136 | Clamp Screw, for grinder swinging frame adjust- ing sleeve; also for No. G12 - - - - - | 7 |
| 138 | Screw, for thread controller thread eyelet on Style 15400 D - - - - - | 6 |
| 154 | Knife Eccentric Connection Ball Washer, wood fibre - - - - - | 15 |
| 187 A | Screw, for presser foot fabric guard on Style 15400 F; also for No. 15403 N - - - - - | 6 |
| 255 | Pivot Screw, for loop taking rocker pivot base - | 6 |
| 258 | Knife Eccentric Connection Ball Stud Nut; also for No. 15467 C - - - - - | 8 |
| 258 A | Differential Rocker Cone Nut - - - - - | 8 |
| 267 | Knife Grinder Swinging Frame Pivot Pin Collar, for knife grinder No. 15498 D (screw No. 98) - | 8 |
| 303 | Screw, for upper feed bar spring on styles in Class 15600 - - - - - | 6 |

LIST OF PARTS

| Symbol to Order By | The figures in the last column refer only to the plates illustrating the parts and are not to be used in ordering. Refer to pink insert for prices. | Plate No. |
|--------------------------|---|--------------|
| 336 | Tension Thread Eyelet, with two eyes, for Styles 15400 E, 15400 F (screw No. 98) - - - | 10 |
| 337 | Tension Thread Eyelet, with one eye, for Style 15500 A (screw No. 98) - - - | 10 |
| 413 | Oil Can, complete - - - | 28 |
| 415 B | Lifter Lever Casting (stud No. 420) - - - | 25 |
| 419 A | " " Extension (screw No. 93 A) - - - | 25 |
| 420 | " " Stud - - - | 7 |
| 421 | " " Chain, 38 inches long - - - | 26 |
| 422 | " " Treadle - - - | 28 |
| 423 | " " Base - - - | 24 |
| 424 | " " Pin (screw No. 22813) - - - | 16 |
| 426 | " " Lever Spring - - - | 11 |
| 426 A | " " " Pin - - - | 11 |
| Y500-280 | Expansion Reamer, for angular rock shaft, size .280 inch - - - | 30 |
| Y502-319 | Expansion Reamer, for presser bars and presser guide bars, size .319 inch - - - | 30 |
| Y502-322 | Expansion Reamer, size .322 inch - - - | 30 |
| Y502-325 | " " size .325 inch - - - | 30 |
| Y502-328 | " " size .328 inch - - - | 30 |
| Y502-331 | " " size .331 inch - - - | 30 |
| Y505-407 | Expansion Reamer, for feed rocker shafts and feed bar shafts, size .407 inch - - - | 30 |
| Y505-410 | Expansion Reamer, size .410 inch - - - | 30 |
| Y505-413 | " " size .413 inch - - - | 30 |
| Y505-416 | " " size .416 inch - - - | 30 |
| Y505-419 | " " size .419 inch - - - | 30 |
| Y506-530 | " " for main shafts, size .530 inch - - - | 30 |
| Y510-200 | " " for needle bars, size .200 inch - - - | 30 |
| 540 | Frame Needle Thread Guide Pin - - - | 11 |
| Y802 | Taper Reamer, for needle lever link pins - - - | 30 |
| 904 | Upper Feed Bar, for styles in Class 15600 - - - | 19 |
| 905 | " " Bar Spring, for styles in Class 15600 (screw No. 303) - - - | 20 |
| 906 | " " Bar Spring Adjusting Screw, for styles in Class 15600 - - - | 7 |
| 906 A | " " Dog Stop Screw, for styles in Class 15600 - - - | 7 |
| 907 | " " Dog Stop Screw Nut, for styles in Class 15600; also for No. 906 - - - | 8 |
| 908 | Feed Bar Prong and Sponge, for styles in Class 15600 (screw No. 94) - - - | 20 |
| 912 | Feed Dog Holder, for styles in Class 15600 (screw No. 93) - - - | 3 |
| 917 | Feed Lift Eccentric, for styles in Class 15600 (spot screw No. 96) - - - | 18 |

LIST OF PARTS

| Symbol to Order By | The figures in the last column refer only to the plates illustrating the parts and are not to be used in ordering. Refer to pink insert for prices. | Plate No. |
|--------------------|--|-----------|
| 1000 | Needle Thread Lubricator Assembly, for styles in Class 15600; one each Nos. 93, 95, 107, 108, 110-2, 1002, 1003, 1004, 1005, 1007, 1008, 1346, 1347- - - - - | 26 |
| 1002 | Needle Thread Lubricator Cup (screw No. 93) - - - | 26 |
| 1003 | " " " Pin- - - - - | 26 |
| 1004 | " " " Felt - - - - - | 26 |
| 1005 | " " " Bracket (screw No. 95) - - - | 26 |
| 1007 | " " " Tension Plate- - - - - | 15 |
| 1008 | " " " Felt - - - - - | 15 |
| 1230 A | Needle Lever Connecting Rod Upper Bearing (screw No. 22587) - - - - - | 18 |
| 1230 B | Needle Lever Connecting Rod Upper Bearing Valve Spring- - - - - | 11 |
| 1230 C | Needle Lever Connecting Rod Tube (nut, left thread, No. 15430 C, nut, right thread, No. 15430 D)- - - - - | 16 |
| 1230 D | Needle Lever Connecting Rod Upper Bearing Valve (valve screw No. 22586 A) - - - - - | 11 |
| 1275 A | Needle Lever Stud, taper bearing, standard diameter- - - - - | 18 |
| 1275 E | Needle Lever Stud, plus size on FRAME section, viz: .001, .002, .003, .006, .012, .018 inch; specify plus amount. Example: 1275 E-003 represents a stud plus .003 inch on FRAME section- - - | 18 |
| 1275 F | Needle Lever Stud, plus size on LEVER section, viz: .001, .002, .003, .006 inch; specify plus amount. Example: 1275 F-003 represents a stud plus .003 inch on LEVER section- - - | 18 |
| 1275 H | Needle Lever Stud, plus size equal on EACH section; viz: .001, .002, .003, .006 inch; specify plus amount. Example: 1275 H-003 represents a stud plus .003 inch on EACH section - - - | 18 |
| 1275 J | Needle Lever Stud, plus size unequal on each section, viz: (.001, .002) (.001, .003) (.001, .006) (.002, .001) (.002, .003) (.002, .006) (.003, .001) (.003, .002) (.003, .006) (.006, .001) (.006, .002) (.006, .003) (.012, .001) (.012, .002) (.012, .003) (.012, .006) (.018, .001) (.018, .002) (.018, .003) (.018, .006). Specify plus amounts, arranged FRAME section first and LEVER section last. Example: 1275 J-003-006 represents a stud plus .003 inch on FRAME section and .006 inch on LEVER section; 1275 J-006-003 represents a stud plus .006 inch on FRAME section and .003 inch on LEVER section (screw No. 22586B)- | 18 |
| | Needle Lever Stud Felt No. 15430 L. Note: Before lapping the bearing of a needle lever and a needle lever stud remove the felt from the stud and replace it after the lapping compound has been washed out. | |

See Page 7

-44-

LIST OF PARTS

| Symbol to Order By | The figures in the last column refer only to the plates illustrating the parts and are not to be used in ordering. Refer to pink insert for prices. | Plate No. |
|--------------------------|---|--------------|
| 1286 | Needle Lever Link Pin Assembly; also for No. 15446 D; one each Nos. 1286 A, 1286 B, 12964 C, 22560- - - - - | 11 |
| 1286 A | Needle Lever Link Pin (set screw, fillister head, No. 77, set screw, headless, No. 78)- | 11 |
| 1286 B | Needle Lever Link Pin Spring (screw No. 22560) | 11 |
| 1346 | Tension Post, for needle thread lubricator- - | 11 |
| 1347 | " Post Ferrule, for needle thread lubricator- - - - - | 8 |
| 1349 A-0 | " Spring, .016 inch diameter wire - - - | 11 |
| 1349 A-2 | " " .026 inch diameter wire - - - | 11 |
| 1349 A-3 | " " .029 inch diameter wire - - - | 11 |
| 1349 A-4 | " " .037 inch diameter wire - - - | 11 |
| 1349 A-5 | " " .039 inch diameter wire - - - | 11 |
| 1361 A | Presser Spring Pin- - - - - | 11 |
| 2650 | Lifter Connection, for styles in Class 15600 (screw No. 98)- - - - - | 20 |
| 5144 | Differential Feed Bar Link Stud Nut, for Styles 15400 A, 15400 D, 15400 W, 15400 AA, 15400 AD, 15400 AE, 15400 AM- - - - - | 8 |
| 9932 | Feed Bar Shoe, for Styles 15400 E, 15400 F, 15400 H, 15400 Q, 15400 AG, 15400 AP, 15600 A, 15600 B (screw No. 94) - - - - - | 20 |
| 10349 | Main Shaft Crank Double Ball Joint Connection Ball Stud, upper- - - - - | 8 |
| 11261 A | Tension Post, 1 7/8 inches long, for Style 15400 D - - - - - | 11 |
| 11261 B | Tension Post Ferrule, for Style 15400 D - - - | 8 |
| 11638 F | Pivot Stud, for pulley guard- - - - - | 7 |
| 12538 | Feed Rocker Connection Ball Stud Nut- - - - | 8 |
| 12835 | Feed Bar Shoe, for Styles 15500 A, 15600 A, 15600 B (screw No. 94)- - - - - | 14 |
| 12845 | Knife Eccentric Connection Ball Stud- - - - | 8 |
| 12865 | Presser Spring Rest Stop Collar (screw No. 88) | 8 |
| 12934 A | Main Shaft Crank Double Ball Joint Connection Ball Stud Nut, lower- - - - - | 8 |
| 12934 B | Feed Dog Pivot Screw, for Styles 15400 E, 15400 F, 15400 H, 15400 Q, 15400 AG, 15400 AP- - - - - | 7 |
| 12935 | Feed Dog Tilting Rod, for Styles 15400 E, 15400 F, 15400 H, 15400 Q, 15400 AG, 15400 AP- - - - - | 24 |
| 12954 | Tension Thread Eyelet, one eye, 1 5/8 inches long, for Styles 15400 A, 15400 W, 15400 AE, 15600 B (screw No. 98 A)- - - - - | 10 |
| 12964 C | Needle Lever Link Pin Ball- - - - - | 8 |
| 12973 | Upper Knife Bar Shaft, for styles in Class 15400 - - - - - | 16 |
| 12973 A | Differential Rocker Stud Washer - - - - - | 8 |
| 12979 | Knife Eccentric Connection, for styles in Class 15400 (bearing screw No. 75 A)- - - | 18 |

LIST OF PARTS

| Symbol to Order By | The figures in the last column refer only to the plates illustrating the parts and are not to be used in ordering. Refer to pink insert for prices. | Plate No. |
|--------------------------|--|--------------|
| 12980 | Upper Knife Bar Fork, for styles in Class 15400 - - - - - | 20 |
| 12982 | Upper Knife Bar Locking Handle Nut, for styles in Class 15400 - - - - - | 8 |
| 12982 A | Upper Knife Bar Locking Bolt Threaded Bushing, for styles in Class 15400 (screw No. 22560 B) - - - - - | 7 |
| 12983 | Upper Knife Bar Locking Handle (screw No. 77) - - - - - | 14 |
| 12984 | Upper Knife Bar Locking Handle Stop Pin | 11 |
| 14544 | Differential Feed Bar Shaft, 3 9/16 inches long, for Styles 15400 A, 15400 D, 15400 W, 15400 AA, 15400 AD, 15400 AE, 15400 AM - - - - - | 12 |
| 15401 A | Cloth Plate, for styles in Class 15400 (screw No. 22574) - - - - - | 27 |
| 15403 E | Fabric Guide, for Style 15400 E (screw No. 90) - - - - - | 23 |
| 15403 F | Fabric Guide, for Style 15400 F (screw No. 90) - - - - - | 23 |
| 15403 J-1/2 | Hemming Guide Assembly, for 1/2 inch hem on Style 15400 E; one each Nos. 15489 Q-1/2, 90, 15489, 15489 B, 15489 C, 15489 N, 15489 P, 22550; two No. 22561 - - - - - | 23 |
| 15403 J-3/4 | Hemming Guide Assembly, for 3/4 inch hem; one each Nos. 15489 Q-3/4, 90, 15489, 15489 B, 15489 C, 15489 N, 15489 P, 22550; two No. 22561 - - - - - | 23 |
| 15403 J-1 | Hemming Guide Assembly, for 1 inch hem; one each Nos. 15489 Q-1, 90, 15489, 15489 B, 15489 C, 15489 N, 15489 P, 22550; two No. 22561 - - - - - | 23 |
| 15403 J-1 1/8 | Hemming Guide Assembly, for 1 1/8 inch hem; one each Nos. 15489 Q-1 1/8, 90, 15489, 15489 B, 15489 C, 15489 N, 15489 P, 22550; two No. 22561 - - - - - | 23 |
| 15403 J-1 1/4 | Hemming Guide Assembly, for 1 1/4 inch hem; one each Nos. 15489 Q-1 1/4, 90, 15489, 15489 B, 15489 C, 15489 N, 15489 P, 22550; two No. 22561 - - - - - | 23 |
| 15403 J-1 1/2 | Hemming Guide Assembly, for 1 1/2 inch hem; one each Nos. 15489 Q-1 1/2, 90, 15489, 15489 B, 15489 C, 15489 N, 15489 P, 22550; two No. 22561 - - - - - | 23 |
| 15403 M | Hemming Guide Assembly Screws No. 22520. Fabric Guide Assembly, for Styles 15400 H, 15400 AA, 15400 AG, 15400 AM, 15400 AP (attaching screw No. 88 A, auxiliary guide No. 15403 N, auxiliary guide screw No. 187 A) - - - - - | 23 |

See Page 7

-46-

LIST OF PARTS

| Symbol to Order By | The figures in the last column refer only to the plates illustrating the parts and are not to be used in ordering. Refer to pink insert for prices. | Plate No. |
|--------------------------|---|--------------|
| 15403 N | Auxiliary Fabric Guide, for Styles 15400 H, 15400 AA, 15400 AG, 15400 AM, 15400 AP (screw No. 187 A) - - - - - | 23 |
| 15403 T | Fabric Guide, for Style 15400 AD (screw No. 88 A) - - - - - | 23 |
| 15405 F | Feed Dog, for Style 15400 AP (screw No. 22593) | 3 |
| 15405 U | " " for Styles 15400 E, 15400 F (screw No. 22593) - - - - - | 3 |
| 15405 W | " " for Styles 15400 H, 15400 Q, 15400 AG (screw No. 22593) - - - - - | 3 |
| 15405 X | Main Feed Dog, for Styles 15400 D, 15400 AE (screw No. 22593) - - - - - | 1 |
| 15405 AA | Main Feed Dog, for Style 15400 W (screw No. 22593) - - - - - | 1 |
| 15405 AC | Main Feed Dog, for Styles 15400 AA, 15400 AM (screw No. 22593) - - - - - | 1 |
| 15405 AK | Main Feed Dog, for Style 15400 AD (screw No. 22593) - - - - - | 1 |
| 15405 BJ | Main Feed Dog, for Style 15400 A (screw No. 22593) - - - - - | 1 |
| 15408 | Looper, long, for Styles 15400 A, 15400 D, 15400 E, 15400 F, 15400 H, 15400 Q, 15400 W, 15400 AA, 15400 AE, 15400 AG, 15400 AM, 15400 AP, 15500 A, 15600 A (clamp screw No. 91) - - - - - | 5 |
| 15408 C | Looper, short, for Styles 15400 AD, 15400 AE (set screw No. 22565) - - - - - | 5 |
| 15408 E | Looper, long, for Style 15400 AD (clamp screw No. 91) - - - - - | 5 |
| 15408 G | Looper, short, for Styles 15400 D, 15400 AM (set screw No. 22565) - - - - - | 5 |
| G15408 A | Looper, short, for Styles 15400 H, 15400 Q, 15400 AA, 15400 AG, 15600 A, 15600 B (set screw No. 22565) - - - - - | 5 |
| 15413 A | Long Looper and Double Prong Spreader Holder (screw No. 79) - - - - - | 20 |
| 15415 C | Needle Lever, for Styles 15400 A, 15400 D, 15400 H, 15400 Q, 15400 W, 15400 AA, 15400 AD, 15400 AE, 15400 AG, 15400 AM, 15400 AP - - - - - | 27 |
| 15415 G | Needle Lever, for Styles 15400 E, 15400 F - - | 27 |
| 15417 | Needle Bar (screw No. 88) - - - - - | 16 |
| 15420 F | Presser Foot, for Style 15400 F (clamp screw No. 91, stitch tongue No. 15497 D, stitch tongue screw No. 91 A, front guide No. 15480 F, front guide screw No. 91 A, fabric guard No. 15480 P, fabric guard screw No. 187 A) - - - - - | 4 |
| 15420 R | Presser Foot, for Style 15400 H (clamp screw No. 91, stitch tongue No. 15497 R, stitch tongue screw No. 91 A) - - - - - | 4 |

LIST OF PARTS

| Symbol to Order By | The figures in the last column refer only to the plates illustrating the parts and are not to be used in ordering. Refer to pink insert for prices. | Plate No. |
|--------------------|---|-----------|
| 15420 S | Presser Foot, for Style 15400 AF (clamp screw No. 91, stitch tongue No. 15497 S, stitch tongue screw No. 91 A) - - - - - | 4 |
| 15420 T | Presser Foot, for Style 15400 W (clamp screw No. 91, stitch tongue No. 15497 E, stitch tongue screw No. 91 A, bottom spring No. 15480 C, bottom spring screw No. 57 WD) - - - - - | 5 |
| 15420 AD | Presser Foot, for Style 15400 AD (clamp screw No. 91, stitch tongue No. 15497 A, stitch tongue screw No. 91 A) - - - - - | 4 |
| 15420 AE | Presser Foot, for Style 15400 AE (clamp screw No. 91, stitch tongue No. 15497 AE, stitch tongue screw No. 91 A) - - - - - | 4 |
| 15421 | Pulley (set screw No. 22597 A, spot screw No. 22597) - - - - - | 24 |
| 15422 A | Main Shaft, standard diameter .530 inch, for Styles 15400 F, 15400 H, 15400 Q, 15400 W, 15400 AD, 15400 AG, 15400 AP, 15500 A, 15600 A, 15600 B - - - - - | 24 |
| 15422 A-531 | Main Shaft, standard diameter plus .001 inch - - - - - | — |
| 15422 A-533 | " " standard diameter plus .003 inch - - - - - | — |
| 15422 A-536 | " " standard diameter plus .006 inch - - - - - | — |
| 15422 A-539 | " " standard diameter plus .009 inch - - - - - | — |
| 15422 A-542 | " " standard diameter plus .012 inch - - - - - | — |
| 15422 E | " " standard diameter .530 inch, for Style 15400 F - - - - - | 24 |
| 15422 E-531 | " " standard diameter plus .001 inch - - - - - | — |
| 15422 E-533 | " " standard diameter plus .003 inch - - - - - | — |
| 15422 E-536 | " " standard diameter plus .006 inch - - - - - | — |
| 15422 E-539 | " " standard diameter plus .009 inch - - - - - | — |
| 15422 E-542 | " " standard diameter plus .012 inch - - - - - | — |
| 15422 H | Main Shaft, standard diameter .530 inch, for Styles 15400 A, 15400 D, 15400 AA, 15400 AE, 15400 AM - - - - - | 24 |
| 15424 J | Throat Plate, for Styles 15400 H, 15400 Q - - - - - | 1 |
| 15424 P | " " for Styles 15400 E, 15400 F - - - - - | 1 |
| 15424 Q | " " for Style 15400 AP - - - - - | 1 |
| 15424 S | " " for Style 15400 W - - - - - | 1 |
| 15424 W | " " for Style 15400 AD - - - - - | 1 |
| 15424 AE | " " for Style 15400 AE - - - - - | 2 |
| 15426 A | Throat Plate Screw No. 87. Differential Feed Dog, for Styles 15400 D, 15400 AA, 15400 AE, 15400 AM - - - - - | 2 |
| 15426 C | Differential Feed Dog, for Style 15400 W - - - - - | 2 |
| 15426 E | " " " for Style 15400 A - - - - - | 2 |
| 15426 J | " " " for Style 15400 AD - - - - - | 2 |
| | Differential Feed Dog Screw No. 22585. | |

LIST OF PARTS

| Symbol to Order By | The figures in the last column refer only to the plates illustrating the parts and are not to be used in ordering. Refer to pink insert for prices. | Plate No. |
|--------------------|--|-----------|
| 15427 A | Presser Foot, for Styles 15400 AA, 15400 AM (clamp screw No. 91, stitch tongue No. 15497 A, stitch tongue screw No. 91 A) - - - | 5 |
| 15427 G | Presser Foot, for Style 15400 Q (clamp screw No. 91, stitch tongue No. 15497 G, stitch tongue screw No. 91 A) - - - - - | 4 |
| 15427 H | Presser Foot, for Style 15400 D (clamp screw No. 91, stitch tongue No. 15497 H, stitch tongue screw No. 91 A) - - - - - | 5 |
| 15427 L | Presser Foot, for Style 15400 E (clamp screw No. 91, stitch tongue No. 15497 E, stitch tongue screw No. 91 A, bottom spring No. 15480 C, bottom spring screw No. 57 WD, fabric guide No. 15480 G, fabric guide screw No. 91 A) - - - - - | 4 |
| 15427 AE | Presser Foot, for Style 15400 AG (clamp screw No. 91, stitch tongue No. 15497 AE, stitch tongue screw No. 91 A) - - - - - | 4 |
| 15427 AF | Presser Foot, for Style 15400 A (clamp screw No. 91, stitch tongue No. 15497 A, stitch tongue screw No. 91 A) - - - - - | 4 |
| 15428 E | Throat Plate, for Style 15400 D- - - - - | 2 |
| 15428 G | " " for Styles 15400 AA, 15400 AM- - - | 2 |
| 15428 AE | " " for Style 15400 A- - - - - | 2 |
| 15428 AM | " " for Style 15400 AG - - - - - | 2 |
| 15430 C | Throat Plate Screw No. 87. | |
| 15430 D | Needle Lever Connecting Rod Nut, left thread | 8 |
| 15430 L | " " " " right thread | 8 |
| 15430 M | " " " " Tube Felt- - - - - | 16 |
| 15431 | " " " " Rod Lower Bearing (screw No. 22587)- - - | 17 |
| 15432 | " " Buffer, wood fibre- - - - - | 15 |
| 15433 | " " Ball Stud - - - - - | 8 |
| 15434 | " " " " Nut - - - - - | 8 |
| 15434 A | Needle Lever Eccentric and Balance Weight, for Styles 15400 A, 15400 D, 15400 E, 15400 F, 15400 H, 15400 Q, 15400 AA, 15400 AE, 15400 AG, 15400 AM, 15400 AP, 15500 A, 15600 A, 15600 B (spot screw No. 81, set screw No. 95)- - - - - | 17 |
| 15435 | Needle Lever Eccentric and Balance Weight, for Styles 15400 W, 15400 AD (spot screw No. 81, set screw No. 95)- - - - - | 17 |
| | Balance Weight Guard, for Styles 15400 A, 15400 E, 15400 F, 15400 H, 15400 Q, 15400 AA, 15400 AD, 15400 AE, 15400 AG, 15400 AM, 15400 AP, 15500 A, 15600 A, 15600 B (screw No. 94)- - - - - | 22 |

LIST OF PARTS

| Symbol to Order By | The figures in the last column refer only to the plates illustrating the parts and are not to be used in ordering. Refer to pink insert for prices. | Plate No. |
|--------------------------|---|--------------|
| 15435 B | Needle Lever Thread Guide, for Styles 15400 A, 15400 H, 15400 Q, 15400 W, 15400 AA, 15400 AD, 15400 AE, 15400 AG, 15400 AM, 15400 AP, 15500 A, 15600 A (screw No. 98 A) - - - - - | 10 |
| 15435 C | Frame Needle Thread Guide, for Styles 15400 A, 15400 W, 15400 AE, 15500 A (screw No. 94) - - - - - | 9 |
| 15435 D | Thread Guide, for No. 15435 C - - - - - | 10 |
| 15435 E | Needle Lever Thread Guide, for Styles 15400 E, 15400 F, 15600 B (screw No. 98 A) | 10 |
| 15435 F | Needle Lever Thread Guide, for Styles 15400 H, 15400 Q, 15400 AA, 15400 AD, 15400 AG, 15400 AM, 15400 AP, 15600 A (screw No. 98 A) - - - - - | 10 |
| 15435 J | Frame Needle Thread Guide, for Style 15400 D (screw No. 94) - - - - - | 9 |
| 15435 K | Needle Lever Pull-off Wire, for Style 15400 D (screw No. 22585) - - - - - | 10 |
| 15435 L | Needle Lever Take-up Wire, for Style 15400 D (screw No. 98 A) - - - - - | 10 |
| 15435 M | Balance Weight Guard, for Styles 15400 D, 15400 AP (screw No. 94) - - - - - | 22 |
| 15435 N | Balance Weight Guard Thread Eyelet, for Styles 15400 D, 15400 AP (screw No. 73 A) | 10 |
| 15435 P | Balance Weight Guard Thread Eyelet Support, for Styles 15400 D, 15400 AP (screw No. 73 A) - - - - - | 9 |
| 15436 | Needle Bar Bushing - - - - - | 12 |
| 15437 A | Needle Bar Connection Assembly; one each Nos. 15438 C, 15438 D, 15438 H, 15438 J; two No. 15438 B - - - - - | 14 |
| 15438 B | Needle Bar Connection Thread Nipper Disc | 8 |
| 15438 C | Needle Bar Connection Thread Nipper Disc Spring - - - - - | 11 |
| 15438 D | Needle Bar Connection Thread Nipper Stud | 6 |
| 15438 H | Needle Bar Connection - - - - - | 20 |
| 15438 J | Needle Bar Connection Thread Nipper Guide | 23 |
| 15439 A | Thread Controller Lever, for Style 15400 D (pivot stud No. 22742) - - - - - | 12 |
| 15439 B | Thread Controller Rack, for Style 15400 D (screw No. 88) - - - - - | 12 |
| 15440 A | Angular Rock Shaft, 3 9/16 inches long, standard diameter .280 inch - - - - - | 16 |
| 15440 A-283 | Angular Rock Shaft, standard diameter plus .003 inch - - - - - | - |
| 15441 A | Angular Rock Shaft Connection (spot screw No. 89, set screw No. 88 B) - - - - - | 20 |
| 15442 B | Main Shaft Crank Double Ball Joint Con- nection Assembly; one each Nos. 10349, 15442 C, 15443 - - - - - | 18 |

LIST OF PARTS

| Symbol to Order By | The figures in the last column refer only to the plates illustrating the parts and are not to be used in ordering. Refer to pink insert for prices. | Plate No. |
|--------------------------|--|--------------|
| #15442 C | Main Shaft Crank Double Ball Joint Connection (screw No. 97 A) - - - - - | 18 |
| 15443 | Main Shaft Crank Double Ball Joint Connection Ball Stud, lower - - - - - | 8 |
| 15444 | Main Shaft Crank Double Ball Joint Connection Ball Stud Washer - - - - - | 8 |
| 15446 | Feed Dog Tilting Bar, for Styles 15400 E, 15400 F, 15400 H, 15400 Q, 15400 AG, 15400 AP (screw No. 88) - - - - - | 19 |
| 15446 A | Differential Feed Bar, for Styles 15400 A, 15400 D, 15400 W, 15400 AA, 15400 AD, 15400 AE, 15400 AM - - - - - | 19 |
| 15446 C | Differential Feed Bar Link Stud, for Styles 15400 A, 15400 D, 15400 W, 15400 AA, 15400 AD, 15400 AE, 15400 AM - - - - - | 12 |
| 15446 D | Differential Feed Bar Link, for Styles 15400 A, 15400 D, 15400 W, 15400 AA, 15400 AD, 15400 AE, 15400 AM (screw No. 22743) - - - - - | 14 |
| 15447 | Feed Dog Supporting Bar, for Styles 15400 E, 15400 F, 15400 H, 15400 Q, 15400 AG, 15400 AP - - - - - | 19 |
| 15447 A | Feed Dog Vertical Adjusting Screw, for Styles 15400 E, 15400 F, 15400 H, 15400 Q, 15400 AG, 15400 AP - - - - - | 7 |
| 15447 B | Feed Dog Vertical Adjusting Screw Plate, for Styles 15400 E, 15400 F, 15400 H, 15400 Q, 15400 AG, 15400 AP (screw No. 87) - - - - - | 14 |
| 15447 C | Feed Dog Holder, for Styles 15400 E, 15400 F, 15400 H, 15400 Q, 15400 AG, 15400 AP - - - - - | 3 |
| 15447 D | Feed Dog Holder, for Styles 15400 A, 15400 D, 15400 W, 15400 AA, 15400 AD, 15400 AE, 15400 AM (screw No. 93) - - - - - | 3 |
| 15447 E | Main Feed Bar, for Styles 15400 A, 15400 D, 15400 W, 15400 AA, 15400 AD, 15400 AE, 15400 AM (screw No. 88) - - - - - | 19 |
| 15447 F | Main Feed Bar Shoe (screw No. 93) - - - - - | 14 |
| 15447 G | " " " Prong and Sponge (screw No. 94) - - - - - | 20 |
| 15447 J | Differential Feed Bar Guide Assembly, for Styles 15400 A, 15400 D, 15400 W, 15400 AA, 15400 AD, 15400 AE, 15400 AM; one each Nos. 15447 K, 15447 L (screw, front, No. 93, screw, rear, No. 94) - - - - - | 13 |
| 15447 K | Differential Feed Bar Guide, upper section (screw No. 90) - - - - - | 13 |
| 15447 L | Differential Feed Bar Guide, lower section - - - - - | 13 |
| 15448 | Presser Bar, standard diameter .319 inch, for styles in Classes 15400, 15500 - - - - - | 16 |

See Page 7

LIST OF PARTS

| Symbol to Order By | The figures in the last column refer only to the plates illustrating the parts and are not to be used in ordering. Refer to pink insert for prices. | Plate No. |
|--------------------------|---|--------------|
| 15448-322 | Presser Bar, standard diameter plus .003 inch | -- |
| 15448-325 | " " standard diameter plus .006 inch | -- |
| 15448-328 | " " standard diameter plus .009 inch | -- |
| 15449 | Lower Knife, for Styles 15400 A, 15400 D, 15400 H, 15400 Q, 15400 W, 15400 AA, 15400 AD, 15400 AG, 15400 AM, 15400 AP- | 14 |
| 15449 D | Lower Knife, for Style 15400 AE - - - - - | 14 |
| 15449 J | " " for Styles 15400 E, 15400 F- - - - - | 14 |
| 15450 | Lower Knife Holder, for Styles 15400 A, 15400 D, 15400 H, 15400 Q, 15400 W, 15400 AA, 15400 AD, 15400 AE, 15400 AG, 15400 AM, 15400 AP (lock screw No. 22548)- | 20 |
| 15450 F | Lower Knife Holder, for Styles 15400 E, 15400 F (lock screw No. 22548)- - - - - | 20 |
| 15451 | Lower Knife Clamp (screw No. 93)- - - - - | 14 |
| 15452 | " " " Spring- - - - - | 11 |
| 15453 | Lower Knife Holder Adjusting Screw, for Styles 15400 A, 15400 D, 15400 E, 15400 H, 15400 Q, 15400 W, 15400 AA, 15400 AD, 15400 AE, 15400 AG, 15400 AM, 15400 AP- | 7 |
| 15453 A | Lower Knife Holder Adjusting Screw, for Style 15400 F - - - - - | 7 |
| 15453 B | Lower Knife Holder Adjusting Screw Index, for Style 15400 F (screw No. 88 B)- - - - - | 15 |
| 15453 C | Lower Knife Holder Adjusting Screw Thumb Nut, for Style 15400 F (screw No. 22560 B) - - - | 8 |
| 15454 | Lower Knife Holder Adjusting Screw Plate (screw No. 90)- - - - - | 13 |
| 15455 | Lower Knife Holder Support Pin, for styles in Class 15400, also throat plate support pin for Styles 15600 A, 15600 B (set screw No. 98) - - - - - | 7 |
| 15456 | Lower Knife Holder Support Pin Shoe - - - - - | 8 |
| 15457 B | Front Cover and Chip Diverting Guide Assem- bly, for styles in Class 15400; one each Nos. 15458, 15458 A, 15458 C, 15458 D, 15458 E, 15458 F, 15458 G, 15458 L, 15458 M, 15458 Q, 15458 R; two No. 91 A; four No. 22561- - - - - | 21 |
| 15458 | Front Cover Support, for styles in Classes 15500, 15600 (screw No. 90) - - - - - | 22 |
| 15458 A | Front Cover Hinge Pin - - - - - | 16 |
| 15458 C | Front Cover and Chip Diverting Guide Support, for styles in Class 15400 - - - - - | 21 |
| 15458 D | Front Cover Chip Diverting Guide Spring, for styles in Class 15400 - - - - - | 11 |
| 15458 E | Front Cover Chip Diverting Guide Spring Re- taining Pin - - - - - | 11 |
| 15458 F | Front Cover Chip Diverting Guide Spring Plate (screw No. 22561) - - - - - | 15 |

LIST OF PARTS

| Symbol to Order By | The figures in the last column refer only to the plates illustrating the parts and are not to be used in ordering. Refer to pink insert for prices. | Plate No. |
|--------------------------|--|--------------|
| 15458 G | Front Cover Chip Diverting Guide Spring Plate Support (screw No. 22561) - - - - - | 9 |
| 15458 H | Front Cover Locking Pin - - - - - | 12 |
| 15458 J | " " " " Spring (screw No. 22571) - - - - - | 11 |
| 15458 K | Feed Rocker Eccentric Guard (screw No. 87 U) | 22 |
| 15458 L | Front Cover Chip Diverting Guide Handle (screw No. 22561) - - - - - | 22 |
| 15458 M | Front Cover Chip Diverting Guide Handle Latch Assembly; one each Nos. 15458 S, 15458 T, 15458 U - - - - - | 9 |
| 15458 Q | Front Cover Chip Diverting Guide - - - - - | 22 |
| 15458 R | " " Support, for styles in Class 15400 | 22 |
| 15458 S | " " Chip Diverting Guide Handle Latch, for styles in Class 15400 - - - - - | 9 |
| 15458 T | " " Chip Diverting Guide Handle Latch Hinge Pin - - - - - | 11 |
| 15458 U | " " Chip Diverting Guide Handle Latch Support (screw No. 91 A) - - - - - | 9 |
| 15459 | Presser Spring - - - - - | 24 |
| 15460 | Spreader, for Styles 15400 A, 15400 E, 15400 F, 15400 W, 15400 AE, 15500 A (set screw No. 22565) | 5 |
| 15460 A | Spreader, for Style 15600 B (clamp screw No. 91) - - - - - | 5 |
| 15461 | Loop Taking Rocker - - - - - | 20 |
| 15462 | Loop Taking Rocker Frame, for Styles 15400 A, 15400 E, 15400 F, 15400 H, 15400 Q, 15400 AA, 15400 AD, 15400 AE, 15400 AG, 15400 AM, 15400 AP, 15500 A, 15600 A, 15600 B (screw No. 94) - - - - - | 13 |
| 15462 A | Loop Taking Rocker Frame, for Style 15400 D (screw No. 94) - - - - - | 13 |
| 15463 | Loop Taking Rocker Pivoted Base (attaching screw No. 93, pivot screw No. 255) - - - - - | 20 |
| 15464 | Loop Taking Rocker Connecting Rod (nut, left thread, No. 37 L, nut, right thread, No. 37R) | 16 |
| 15464 A | Loop Taking Connecting Rod Ball Joint, right (ball stud washer No. 35149 C, bearing screw No. 97 A) - - - - - | 18 |
| 15465 C | Differential Rocker Stud Sleeve, for Styles 15400 E, 15400 F - - - - - | 12 |
| 15465 E | Differential Rocker Cone Stud - - - - - | 12 |
| 15465 F | Differential Rocker Cone; also loop taking rocker cone (screw No. 88) - - - - - | 12 |
| 15465 H | Differential Rocker Looper Thread Take-up, for Styles 15400 D, 15400 AP (screw No. 28) | 9 |
| 15465 J | Differential Rocker, for Styles 15400 A, 15400 E, 15400 F, 15400 H, 15400 Q, 15400 W, 15400 AA, 15400 AD, 15400 AE, 15400 AG, 15400 AM, 15400 AP, 15500 A, 15600 A, 15600 B - - | 13 |

1See Page 7

LIST OF PARTS

| Symbol to Order By | The figures in the last column refer only to the plates illustrating the parts and are not to be used in ordering. Refer to pink insert for prices. | Plate No. |
|--------------------------|---|--------------|
| 15465 K | Differential Rocker, for Styles 15400 D, 15400AP | 13 |
| 15467 B | Loop Taking Rocker Cone Stud Support - - - - | 12 |
| 15467 C | Loop Taking Rocker Cone Stud (screw No. 22829, nut No. 258 A, lock nut No. 258) - - - - | 12 |
| 15468 A | Cloth Plate Swinging Extension Bracket (screw No. 90) - - - - - | 9 |
| 15468 B | Cloth Plate Swinging Extension, for Styles 15400 E, 15400 F (pivot screw No. 86) - - - - | 22 |
| 15468 C | Cloth Plate Chain Guard, for styles in Class 15400 (screw No. 22599) - - - - - | 14 |
| 15468 G | Cloth Plate Swinging Extension, for Styles 15400 H, 15400 AA, 15400 AG, 15400 AM, 15400 AP (pivot screw No. 86) - - - - - | 22 |
| 15468 J | Throat Plate Center Support, for styles in Classes 15400, 15600 (screw No. 93 A) - - - - | 13 |
| 15468 K | Throat Plate Center Support Holder (screw No. 93) - - - - - | 13 |
| 15468 L | Cloth Plate Swinging Extension and Fabric Guide Assembly, for Styles 15400 H, 15400 AA, 15400 AG, 15400 AM, 15400 AP; one each Nos. 15403 M, 15468 G; two No. 88 A - - - - - | 22 |
| 15468 R | Cloth Plate Swinging Extension, for Style 15400 F (pivot screw No. 86) - - - - - | 22 |
| 15469 A | Cloth Plate Slide - - - - - | 24 |
| 15470 | Upper Knife, for styles in Class 15400 (clamp screw No. 22572 A) - - - - - | 14 |
| 15471 | Upper Knife Bar, for styles in Class 15400 (screw No. 98) - - - - - | 20 |
| 15472 | Upper Knife Retainer, for styles in Class 15400 (screw No. 22548) - - - - - | 25 |
| 15474 | Trimmer Frame, for styles in Class 15400 (screw No. T32) - - - - - | 20 |
| 15476 | Upper Knife Spring Regulator, for styles in Class 15400 - - - - - | 7 |
| 15477 | Upper Knife Spring Regulator Check Nut - - - - | 8 |
| 15478 A | Knife Eccentric, for Styles 15400 A, 15400 D, 15400 E, 15400 F, 15400 AA, 15400 AE, 15400 AM (spot screw No. 96, set screw No. 95) | 18 |
| 15478 B | Knife Eccentric Flange, for Styles 15400 W, 15400 AD; also for No. 15686 A (screw No. 22589) - - - - - | 14 |
| 15478 D | Knife Eccentric, for Styles 15400 H, 15400 Q, 15400 W, 15400 AD, 15400 AG, 15400 AP (spot screw No. 96, set screw No. 95) - - - - - | 18 |
| 15479 D | Chain Cutter Assembly, for Style 15400 F; one each Nos. 93, 15479 E, 15479 F, 15479 G, 15479 H; two No. 90 - - - - - | - |
| 15479 E | Upper Chain Cutter Knife, for Style 15400 F (screw No. 90) - - - - - | 14 |
| 15479 F | Upper Chain Cutter Knife Holder, for Style 15400 F (screw No. 93) - - - - - | 14 |

†See Page 7

LIST OF PARTS

| Symbol to Order By | The figures in the last column refer only to the plates illustrating the parts and are not to be used in ordering. Refer to pink insert for prices. | Plate No. |
|--------------------------|--|--------------|
| 15479 G | Lower Chain Cutter Knife, for Style 15400 F (screw No. 90) - - - - - | 14 |
| 15479 H | Lower Chain Cutter Knife Holder, for Style 15400 F (screw No. 76) - - - - - | 14 |
| 15480 C | Presser Foot Bottom Spring, for Style 15400 E (screw No. 57 WD) - - - - - | 11 |
| 15480 F | Presser Foot Fabric Guide, front, for Style 15400 F (screw No. 91 A) - - - - - | 5 |
| 15480 G | Presser Foot Fabric Guide, for Style 15400 E (screw No. 91 A) - - - - - | 5 |
| 15480 P | Presser Foot Fabric Guard, for Style 15400 F (screw No. 187 A) - - - - - | 5 |
| 15481 | Upper Knife Bar Locking Bolt, for styles in Class 15400 - - - - - | 7 |
| 15483 | Feed Rocker, for Styles 15400 E, 15400 F, 15400 H, 15400 Q, 15400 AD, 15400 AP, 15500 A (screw No. 88) - - - - - | 19 |
| 15483 A | Feed Rocker, for Styles 15400 A, 15400 D, 15400 W, 15400 AA, 15400 AD, 15400 AE, 15400 AM (screw No. 88) - - - - - | 19 |
| 15484 | Feed Rocker Arm, for Styles 15400 E, 15400 F, 15400 H, 15400 Q, 15400 AG, 15400 AP (screw No. 22548) - - - - - | 20 |
| 15484 A | Feed Rocker Arm, for Styles 15400 A, 15400 D, 15400 W, 15400 AA, 15400 AD, 15400 AE, 15400 AM (screw No. 22548) - - - - - | 20 |
| 15485 A | Feed Rocker Eccentric, for Styles 15400 W, 15400 AD (screw No. 22588) - - - - - | 17 |
| 15485 B | Feed Rocker Eccentric, for Styles 15400 A, 15400 D, 15400 E, 15400 F, 15400 H, 15400 Q, 15400 AA, 15400 AE, 15400 AG, 15400 AM, 15400 AP - - - - - | 17 |
| 15485 D | Feed Rocker Eccentric Cap, for Styles 15400 A, 15400 D, 15400 E, 15400 F, 15400 H, 15400 Q, 15400 AA, 15400 AE, 15400 AG, 15400 AM, 15400 AP, 15500 A (screw No. 77) - - - - - | 12 |
| 15485 E | Stitch Regulating Flange, for Styles 15400 A, 15400 D, 15400 E, 15400 F, 15400 H, 15400 Q, 15400 AA, 15400 AE, 15400 AG, 15400 AM, 15400 AP, 15500 A (attaching screw No. 22589, stitch adjusting screw No. 22795) - - - - - | 17 |
| 15486 | Feed Rocker Eccentric Connection, for Styles 15400 A, 15400 D, 15400 E, 15400 F, 15400 H, 15400 Q, 15400 AA, 15400 AE, 15400 AG, 15400 AM (screw, upper, No. 97 A, screw, lower, No. 75 A) - - - - - | 17 |
| 15486 A | Feed Rocker Eccentric Connection, for Styles 15400 W, 15400 AD (screw, upper, No. 97 A, screw, lower, No. 75 A) - - - - - | 17 |
| 15487 | Feed Rocker Connection Ball Stud (nut No. 12538) - - - - - | 8 |

See Page 7

-55-

LIST OF PARTS

| Symbol to Order By | The figures in the last column refer only to the plates illustrating the parts and are not to be used in ordering. Refer to pink insert for prices. | Plate No. |
|--------------------------|--|--------------|
| 15488 | Feed Rocker Connection Ball Stud Washer- | 8 |
| 15489 | Hemming Guide Base, for Style 15400 E (screw No. 22520)- | 23 |
| 15489 B | Hemming Guide Adjusting Screw, for Style 15400 E- | 7 |
| 15489 C | Hemming Guide Friction Spring, for Style 15400 E (screw No. 90) - | 14 |
| 15489 N | Hemming Guide Sliding Support, for Style 15400 E (screw No. 90) - | 23 |
| 15489 P | Fabric Guide, for hemming guide assembly on Style 15400 E (screw No. 90)- | 23 |
| 15489 Q-1/2 | Overhanging Guide, for 1/2 inch hem on Style 15400 E- | 23 |
| 15489 Q-3/4 | Overhanging Guide, for 3/4 inch hem- | 23 |
| 15489 Q-1 | Overhanging Guide, for 1 inch hem- | 23 |
| 15489 Q-1 1/8 | Overhanging Guide, for 1 1/8 inch hem- | 23 |
| 15489 Q-1 1/4 | Overhanging Guide, for 1 1/4 inch hem- | 23 |
| 15489 Q-1 1/2 | Overhanging Guide, for 1 1/2 inch hem- | 23 |
| | Overhanging Guide Screw No. 22561 | |
| 15490 B | Needle Thread Pull-off Frame Eyelet, for Styles 15400 E, 15400 F- | 10 |
| 15490 C | Needle Thread Pull-off Frame Eyelet Pin- | 11 |
| 15490 D | " " Pull-off, for Style 15400 E (screw No. 98 A) - | 9 |
| 15491 | Frame Needle Thread Guide, right, for Styles 15400 E, 15400 F, 15400 H, 15400 Q, 15400 AA, 15400 AD, 15400 AG, 15400 AM, 15400 AP - | 10 |
| 15491 B | Frame Looper Thread Guide- | 10 |
| 15492 | Tension Post - | 11 |
| 15493 B | Frame Thread Eyelet, for Styles 15400 A, 15400 E, 15400 F, 15400 H, 15400 Q, 15400 AA, 15400 AD, 15400 AG, 15400 AM, 15400 AP, 15600 A (screw No. 95) - | 10 |
| 15494 B | Looper Thread Controller, for Styles 15400 A, 15400 D, 15400 H, 15400 Q, 15400 W, 15400 AA, 15400 AD, 15400 AE, 15400 AG, 15400 AM, 15400 AP, 15500 A, 15600 A, 15600 B (screw No. 77 A) - | 10 |
| 15494 C | Looper Thread Controller Holder, for Styles 15400 A, 15400 D, 15400 H, 15400 Q, 15400 W, 15400 AA, 15400 AD, 15400 AE, 15400 AG, 15400 AM, 15400 AP (screw No. 87) - | 9 |
| 15494 D | Looper Thread Controller, left, for Styles 15400 E, 15400 F - | 10 |
| 15494 E | Looper Thread Controller, right, for Styles 15400 E, 15400 F (screw No. 77 A) | 10 |
| 15494 F | Looper Thread Controller Holder, for Styles 15400 E, 15400 F (screw No. 87)- | 9 |

LIST OF PARTS

| Symbol to Order By | The figures in the last column refer only to the plates illustrating the parts and are not to be used in ordering. Refer to pink insert for prices. | Plate No. |
|--------------------------|---|--------------|
| 15494 G | Looper Thread Pull-off, for Styles 15400 E, 15400 F (screw No. 98 A) - - - - - | 9 |
| 15494 H | Frame Looper Thread Guide, for Styles 15400 E, 15400 F - - - - - | 10 |
| 15495 C | Frame Looper Thread Guide, adjustable (screw No. 94) - - - - - | 9 |
| 15496 B | Frame Looper Thread Guide, wire, for Styles 15400 A, 15400 D, 15400 H, 15400 Q, 15400 W, 15400 AA, 15400 AD, 15400 AE, 15400 AG, 15400 AM, 15400 AP, 15500 A, 15600 A, 15600 B (screw No. 98 A) - - - - - | 23 |
| 15496 C | Loop Taking Rocker Frame Thread Guide, for Style 15400 D (screw No. 77) - - - - - | 10 |
| 15496 D | Loop Taking Rocker Frame Thread Guide, for Styles 15400 A, 15400 E, 15400 F, 15400 H, 15400 Q, 15400 W, 15400 AA, 15400 AD, 15400 AE, 15400 AG, 15400 AM, 15400 AP, 15500 A, 15600 A, 15600 B (screw No. 22766) - - - - - | 10 |
| 15497 A | Presser Foot Tongue, marked "M", for Styles 15400 A, 15400 AA, 15400 AM - - - - - | 5 |
| 15497 D | Presser Foot Tongue, marked "D", for Style 15400 F - - - - - | 5 |
| 15497 E | Presser Foot Tongue, marked "E", for Styles 15400 E, 15400 W - - - - - | 5 |
| 15497 G | Presser Foot Tongue, marked "G", for Style 15400 Q - - - - - | 5 |
| 15497 H | " " " marked "H", for Style 15400 D - - - - - | 5 |
| 15497 R | " " " marked "X", for Style 15400 H - - - - - | 5 |
| 15497 S | " " " marked "Y", for Style 15400 AP - - - - - | 5 |
| 15497 W | " " " marked "AC", for Style 15400 AD - - - - - | 5 |
| 15497 AE | " " " marked "AE", for Styles 15400 AE, 15400 AG - - - - - | 5 |
| 15498 D | Presser Foot Tongue Screw No. 91 A | |
| 15498 D | Knife Grinder, complete - - - - - | 25 |
| 15498 E | Grinder Head, for knife grinder No. 15498 D - - - - - | 25 |
| 15498 F | Grinder Swinging Frame, for knife grinder No. 15498 D (set screw No. 22591) - - - - - | 25 |
| 15498 G | Grinder Swinging Frame Pivot Pin, for knife grinder No. 15498 D - - - - - | 16 |
| 15498 H | Grinder Swinging Frame Pivot Pin Friction Washer (screw No. 93 A) - - - - - | 13 |
| 15498 J | Grinder Swinging Frame Adjusting Sleeve, for knife grinder No. 15498 D (clamp screw No. 136, stop screw No. 81) - - - - - | 24 |
| 15498 K | Grinder Swinging Frame Adjusting Thumb Screw, for knife grinder No. 15498 D - - - - - | 24 |

LIST OF PARTS

| Symbol to Order By | The figures in the last column refer only to the plates illustrating the parts and are not to be used in ordering. Refer to pink insert for prices. | Plate No. |
|--------------------------|--|--------------|
| 15498 L | Grinder Swinging Frame Stop Pin, for knife grinder No. 15498 D (regulating screw No. 64 A) | 16 |
| 15498 N | Knife Positioning Lever, for knife grinder No. 15498 D (screw No. 86) - - - - - | 15 |
| 15498 P | Dust Guard, for knife grinder No. 15498 D (screw No. 22570) - - - - - | 25 |
| 15498 V | Grinder Swinging Frame Top Plate, for knife grinder No. 15498 D (screw No. 22516) - - - | 15 |
| 15501 A | Cloth Plate, for Style 15500 A (screw No. 22574) | 27 |
| 15503 | Fabric Edge Guide, for Style 15500 A (screw No. 88 A) - - - - - | 23 |
| 15503 B | Auxiliary Fabric Edge Guide, for Style 15500 A (screw No. 88 A) - - - - - | 9 |
| 15505 A | Feed Dog, for Style 15500 A (screw No. 93) - - - | 3 |
| 15520 | Presser Foot, for Style 15500 A (clamp screw No. 91, stitch tongue No. 15597, stitch tongue screw No. 91 A) - - - - - | 4 |
| 15524 | Throat Plate, for Style 15500 A (screw No. 87) | 3 |
| 15545 | Feed Bar, for Style 15500 A (screw No. 88) - - - | 19 |
| 15557 | Front Cover Assembly, for Style 15500 A; one each Nos. 15458, 15458 A, 15558 (screw No. 90) | 21 |
| 15558 | Front Cover, for Style 15500 A - - - - - | 21 |
| 15568 | Cloth Plate Swinging Extension, for Styles 15400 A, 15400 D, 15400 Q, 15400 W, 15400 AD, 15400 AE, 15500 A, 15600 A, 15600 B (screw No. 86) - - - - - | 22 |
| 15584 | Feed Rocker Arm, for Styles 15500 A, 15600 A, 15600 B (screw No. 22548) - - - - - | 20 |
| 15585 A | Feed Rocker Eccentric, for Style 15500 A (screw No. 22588) - - - - - | 17 |
| 15586 A | Feed Rocker Eccentric Holder (set screw No. 95, spot screw No. 96) - - - - - | 13 |
| 15597 | Presser Foot Tongue, marked "N", for Style 15500 A (screw No. 91 A) - - - - - | 5 |
| 15601 A | Cloth Plate, for Styles 15600 A, 15600 B (screw No. 22574) - - - - - | 27 |
| 15605 B | Feed Dog, lower, for Style 15600 A (screw No. 93) - - - - - | 3 |
| 15605 C | Feed Dog, lower, for Style 15600 B (screw No. 93) - - - - - | 3 |
| 15605 G | Feed Dog, upper, for Style 15600 B (screw No. 87 U) - - - - - | 2 |
| 15605 J | Feed Dog, upper, for Style 15600 A (screw No. 87 U) - - - - - | 2 |
| 15620 | Presser Foot, for Style 15600 A (clamp screw No. 91) - - - - - | 4 |
| 15620 B | " " for Style 15600 B (clamp screw No. 91) - - - - - | 4 |
| 15624 A | Throat Plate, for Style 15600 A (screw No. 87) | 3 |
| 15624 B | " " for Style 15600 B (screw No. 87) | 3 |
| 15642 | Upper Feed Dog Holder (screw No. 93 A) - - - - - | 3 |

†See Page 7

-58-

LIST OF PARTS

| Symbol to Order By | The figures in the last column refer only to the plates illustrating the parts and are not to be used in ordering. Refer to pink insert for prices. | Plate No. |
|--------------------------|---|--------------|
| 15645 | Lower Feed Bar, for Styles 15600 A, 15600 B (screw No. 88) - - - - - | 19 |
| 15648 | Presser Bar, standard diameter .319 inch, for Styles 15600 A, 15600 B - - - - - | 16 |
| 15648-322 | " " standard diameter plus .003 inch - - - - - | — |
| 15648-325 | " " standard diameter plus .006 inch - - - - - | — |
| 15648-328 | " " standard diameter plus .009 inch - - - - - | — |
| 15648-331 | " " standard diameter plus .012 inch - - - - - | — |
| 15648-334 | " " standard diameter plus .015 inch - - - - - | — |
| 15657 | Front Cover Assembly, for styles in Class 15600; one each Nos. 15458, 15458 A, 15658 (screw No. 90) - - - - - | 21 |
| 15658 | Front Cover, for styles in Class 15600 - - - - - | 21 |
| 15683 | Feed Rocker, for styles in Class 15600 (screw No. 88) - - - - - | 19 |
| 15685 | Feed Rocker Eccentric, for styles in Class 15600 (screw No. 22588) - - - - - | 17 |
| 15686 A | Feed Rocker Eccentric Holder, for styles in Class 15600 (set screw No. 95, spot screw No. 96) - - - - - | 17 |
| 21104 B-11 | Thread Stand Rod, 11 inches long (set screw, square head, No. 22509, set screw, head- less, No. 22591) - - - - - | 28 |
| 21113 A | Thread Wire Extension, 6 inches long (set screw No. 22632 F-24) - - - - - | 16 |
| 21113 B | Thread Stand Wire Coupling (set screw No. 88) - - - - - | 15 |
| 21114 A | Thread Stand Base (screw No. 22591) - - - - - | 31 |
| 21130 A-2 | Thread Stand Seat, for two spools (set screw No. 69 FD) - - - - - | 31 |
| 21130 A-3 | Thread Stand Seat, for three spools (set screw No. 69 FD) - - - - - | 31 |
| 21145 | Cone, wood, for thread stand - - - - - | 26 |
| 21201 | Screw Driver, 9/64 inch round blade, length overall 7 5/8 inches - - - - - | 29 |
| 21202 | Screw Driver, 7/32 inch round blade, length overall 11 1/4 inches - - - - - | 29 |
| 21203 | " " 13/64 inch round blade, length overall 15 1/2 inches - - - - - | 29 |
| 21204 | " " 9/32 inch round blade, length overall 15 inches - - - - - | 29 |
| 21205 A | " " 3/8 inch round blade, length overall 14 inches - - - - - | 29 |
| 21206 | Screw Driver Wrench - - - - - | 29 |
| 21207 | Screw Driver, 7/64 inch round blade, length overall 2 1/2 inches - - - - - | 26 |
| 21208 | Screw Driver Set, three detachable blades - - - - - | 29 |
| 21210 | Looper Collar, .040 inch thick - - - - - | 8 |
| 21225-1/8 | Spreader and Looper Adjusting Gauge, 1/8 inch measurement - - - - - | 15 |
| 21225-7/32 | Spreader and Looper Adjusting Gauge, 7/32 inch measurement - - - - - | 15 |

LIST OF PARTS

| Symbol to Order By | The figures in the last column refer only to the plates illustrating the parts and are not to be used in ordering. Refer to pink insert for prices. | Plate No. |
|--------------------------|---|--------------|
| 21225-3/16 | Spreader and Looper Adjusting Gauge, 3/16 inch measurement - - - - - | 15 |
| 21236 | Belt Plier, for 3/8 inch and smaller round belt - - - - - | 28 |
| 21260 | Emery Cord, 3/64 inch diameter, grade No. 120, fifty yard spool- - - - - | — |
| 21260 A | Emery Cord, 3/64 inch diameter, grade No. 150, fifty yard spool- - - - - | — |
| 21260 B | Emery Cord, 1/32 inch diameter, grade No. 180, fifty yard spool- - - - - | — |
| 21260 C | Emery Cord, .025 inch diameter, grade No. 200, fifty yard spool- - - - - | — |
| 21260 D | Emery Tape, 3/32 inch wide, grade No. 180, fifty-yard spool - - - - - | — |
| 21260 E | Emery Cord, .018 inch diameter, grade No. 200, fifty yard spool- - - - - | — |
| 21261 | Leather Belt, flat, 1 inch wide, 63 inches long, includes belt fastener No. 21350 - - | — |
| 21262 | Leather Belt, round, 9/32 inch diameter, 44 inches long, includes wire belt hook No. 21351- - - - - | — |
| 21350 | Belt Fastener, malleable iron, for 1 inch flat belt- - - - - | 15 |
| 21351 | Belt Hook, wire, for 9/32 inch round belt- - | 15 |
| 21355 | Chair Leg Extension, 4 inches long - - - | 24 |
| 21371 Q | Table Drawer - - - - - | — |
| 21371 BT-42 | Blank Table Top, 42" x 16" x 1 3/4"- - - | — |
| 21371 BT-48 | " " " 48" long- - - - - | — |
| 21371 BT-54 | " " " 54" long- - - - - | — |
| 21371 BT-60 | " " " 60" long- - - - - | — |
| 21375 C | Pulley Guard Assembly; one each Nos. 11638F, 21375 D, 21375 E, 21375 F- - - - - | 28 |
| 21375 D | Pulley Guard (pivot stud No. 11638 F)- - - | 28 |
| 21375 E | " " Pivot Screw Spring Washer - - - | 15 |
| 21375 F | " " Base- - - - - | 23 |
| 21388 | Wrench, for 3/8 inch hexagon nuts- - - - - | 26 |
| 21388 N | " double end, 3/16 and 5/16 inch openings - - - - - | 26 |
| 21388 R | " double end, 3/8 and 1/2 inch openings - - - - - | 26 |
| 21390 AT | Dowel Pin, for looper thread controller holder - - - - - | 11 |
| 21394 | Utility Grinder, including emery wheel, 5 inches diameter, 1/4 inch face, round belt drive, recommended speed 3000 R.P.M. - - - | — |
| 21394 G | Emery Wheel, 5 inches diameter, 1/4 inch face, 3/8 inch hole, grade "M" emery 60- - | — |
| 21394 H | Emery Wheel, 5 inches diameter, 1/2 inch face, 3/8 inch hole, grade "M" emery 60- - | — |

LIST OF PARTS


| Symbol to Order By | The figures in the last column refer only to the plates illustrating the parts and are not to be used in ordering. Refer to pink insert for prices. | Plate No. |
|--------------------------|---|--------------|
| 21394 K | Utility Grinder, including emery wheel, 5 inches diameter, 1/2 inch face, round belt drive, recommended speed 3000 R.P.M. - - - - | — |
| 21680 | Iron Base Plate- - - - - | 31 |
| 21681 | "T" Screw, for fastening machine to base plate | 26 |
| 21698-2 | Vibration Insulator, two inches long, for tables- - - - - | 23 |
| 21698-4 | " " four inches long- - - - - | 23 |
| 21698-5 | " " five inches long- - - - - | 23 |
| 21698-6 | " " six inches long- - - - - | 23 |
| | Note: Special lengths will be furnished on request. Part of the table leg is shown in the illustration for clarity. | |
| 22509 | Set Screw, square head, cup point, 5/16 inch diameter, 18 threads per inch, 1/2 inch long, for thread stand rod - - - - - | 7 |
| 22516 | Screw, for grinder swinging frame top plate on knife grinder No. 15498 D- - - - - | 6 |
| 22520 | Screw, for hemming guide base on Style 15400 E | 6 |
| 22521 | " plus size, for cloth plate- - - - - | 6 |
| 22525 | " .010 inch plus size, length overall 5/16 inch; otherwise same as No. 87 - - | 6 |
| 22539 | Plug Screw, for right main shaft lubricator hole - - - - - | 7 |
| 22540 | " " for center main shaft lubricator hole - - - - - | 7 |
| 22548 | Screw, for feed rocker arms; also for Nos. 15450, 15450 F, 15472- - - - - | 6 |
| 22550 | Screw, for hemming guide base on Style 15400 E | 6 |
| 22560 | " for needle lever link pin spring- - - - | 6 |
| 22560 B | Set Screw, for upper knife bar locking bolt threaded bushing; also for No. 15453 C - - - | 6 |
| 22561 | Screw, for overhanging guide on Style 15400 E; also for Nos. 15458 F, 15458 G, 15458 L- - - | 6 |
| 22565 | Set Screw, headless, for loopers and spreaders | 6 |
| 22569 | Clamp Screw, for needle bar bushing- - - - | 7 |
| 22570 | Screw, for feed dog tilting bar shoe; also for No. 15498 P- - - - - | 6 |
| 22571 | Screw, for front cover locking pin spring- - - | 7 |
| 22572 A | Clamp Screw, for upper knives- - - - - | 7 |
| 22574 | Screw, for cloth plates- - - - - | 7 |
| 22580 | Set Screw, for feed lift eccentric on styles in Class 15600 - - - - - | 6 |
| 22585 | Screw, for differential feed dogs on Styles 15400 A, 15400 D, 15400 W, 15400 AA, 15400 AD, 15400 AE, 15400 AM; also for No. 15435 K - - | 6 |
| 22586 A | Screw, for needle lever connecting rod upper bearing valve- - - - - | 6 |
| 22586 B | Plug Screw, for needle lever stud- - - - - | 6 |
| 22587 | Screw, for needle lever connecting rod bear- ings - - - - - | 7 |

LIST OF PARTS

| Symbol to Order By | The figures in the last column refer only to the plates illustrating the parts and are not to be used in ordering. Refer to pink insert for prices. | Plate No. |
|--------------------------|---|--------------|
| 22588 | Screw, for feed rocker eccentrics - - - - - | 6 |
| 22589 | " for knife eccentric flange - - - - - | 6 |
| 22591 | Set Screw, headless, for thread stand rod; also for No. 15498 F- - - - - | 6 |
| 22593 | Screw, for feed dogs- - - - - | 6 |
| 22597 | Spot Screw, for pulley- - - - - | 6 |
| 22597 A | Set Screw, for pulley - - - - - | 6 |
| 22599 | Screw, for cloth plate chain guard on styles in Class 15400 - - - - - | 6 |
| 22632 F-24 | Set Screw, square head, cup point, 3/16 inch diameter, 3/8 inch long, 24 threads to inch, for thread stand wires; also for No. 21113 A - - - - - | 6 |
| 22742 | Pivot Stud, for thread controller lever on Style 15400 D - - - - - | 6 |
| 22743 | Screw, for differential feed bar link - - - | 6 |
| 22766 | " for loop taking rocker frame thread guide- - - - - | 6 |
| 22795 | " for adjusting stitch length on Styles 15400 A, 15400 D, 15400 E, 15400 F, 15400 H, 15400 Q, 15400 AA, 15400 AE, 15400 AG, 15400 AM, 15400 AP, 15500 A- - - - - | 7 |
| 22813 | Set Screw, headless, for lifter treadle pin | 6 |
| 22829 | Screw, for locking check nut on loop taking rocker cone stud- - - - - | 6 |
| 29130 C | Needle Lever Eccentric and Balance Weight Assembly, for Styles 15400 A, 15400 D, 15400 E, 15400 F, 15400 H, 15400 Q, 15400 AA, 15400 AE, 15400 AG, 15400 AM, 15400 AP, 15500 A, 15600 A, 15600 B; one each Nos. 15430 M, 15434 lapped together | 17 |
| 29130 D | Needle Lever Eccentric and Balance Weight Assembly, for Styles 15400 W, 15400 AD; one each Nos. 15430 M, 15434 A lapped together- - - - - | 17 |
| 29131 B | Needle Lever Connecting Rod Upper Bearing Assembly; one each Nos. 1230 A, 15432 lapped together, 1230 B, 1230 D, 22586 A | 18 |
| 29132 F | Knife Eccentric Assembly, for Styles 15400 A, 15400 D, 15400 E, 15400 F, 15400 AA, 15400 AE, 15400 AM; one each Nos. 15478 A, 12845, 12979 lapped together | 18 |
| 29132 G | Knife Eccentric Assembly, for Styles 15400H, 15400 Q, 15400 W, 15400 AD, 15400 AG, 15400 AP; one each Nos. 15478 D, 12845, 12979 lapped together - - - - - | 18 |
| 29133 A | Feed Rocker Eccentric Assembly, for Styles 15400 W, 15400 AD; one each Nos. 15485 A, 15486 A, 15487 lapped together; one No. 15488 - - - - - | 17 |

LIST OF PARTS

| Symbol to Order By | The figures in the last column refer only to the plates illustrating the parts and are not to be used in ordering. Refer to pink insert for prices. | Plate No. |
|--------------------------|---|--------------|
| 29133 D | Feed Rocker Eccentric Assembly, for Styles 15400 A, 15400 D, 15400 E, 15400 F, 15400 H, 15400 Q, 15400 AA, 15400 AE, 15400 AG, 15400 AM, 15400 AP; one each Nos. 15485 B, 15486, 15487 lapped together; one No. 15488-- | 17 |
| 29134 B | Feed Rocker Eccentric Assembly, for styles in Class 15500; one each Nos. 15585 A, 15486, 15487 lapped together; one No. 15488- - - - | 17 |
| 29136 | Feed Rocker Eccentric Assembly, for styles in Class 15600; one each Nos. 15685, 15486, 15487 lapped together; one No. 15488- - - - | 17 |
| 29170 A | Loop Taking Rocker Assembly; one each Nos. 15461, 15465 F, 15467 C lapped together; one each Nos. 258 A, 22829; two No. 88 - - - - | 13 |
| 29325 G | Needle Lever Assembly, for Styles 15400 A, 15400 D, 15400 H, 15400 Q, 15400 W, 15400 AA, 15400 AD, 15400 AE, 15400 AG, 15400 AM, 15400 AP; one each Nos. 15415 C, 1275 A lapped together; one No. 47 - - - - | 27 |
| 29325 H | Needle Lever Assembly, for Styles 15400 E, 15400 F; one each Nos. 15415 G, 1275 A lapped together; one No. 47- - - - | 27 |
| 29326 G | Differential Rocker Assembly, for Styles 15400 A, 15400 E, 15400 F, 15400 H, 15400 Q, 15400 W, 15400 AA, 15400 AD, 15400 AE, 15400 AG, 15400 AM, 15500 A, 15600 A, 15600B; one each Nos. 15465 J, 15465 E, 15465 F, lapped together; two each Nos. 88, 258 A - - | 18 |
| 29326 H | Differential Rocker Assembly, for Styles 15400 D, 15400 AP; one each Nos. 15465 K, 15465 E, 15465 F lapped together; two each Nos. 88, 258 A- - - - | 18 |
| 29402 | Lifter Treadle Assembly; one each Nos. 422, 423, 424, 22813 - - - - | 28 |
| 35149 C | Loop Taking Connecting Rod Ball Stud Washer - - | 8 |



21394
Utility Grinder

31100



From the library of: Superior Sewing Machine & Supply LLC