


**FINEST QUALITY**

*Union Special*®  
LEWIS • COLUMBIA

**INDUSTRIAL  
SEWING  
MACHINES**

CLASS  
51200

CATALOG  
NO.  
T106 N



LIST OF PARTS  
FOR  
STYLE 51200 BD

*Union Special* MACHINE COMPANY  
CHICAGO

From the library of: Superior Sewing Machine & Supply LLC

Catalog No. T106 N

LIST OF PARTS

CLASS 51200

Style

51200 BD

The parts listed in this catalog are  
furnished at list prices for repairs only.

First Edition

Copyright 1961  
by  
Union Special Machine Co.  
Rights Reserved in All Countries

*Union Special*  
**MACHINE COMPANY**  
INDUSTRIAL SEWING MACHINES  
**CHICAGO**

Printed in U.S.A.

## IDENTIFICATION OF MACHINES

Each Union Special machine is identified by a Style number which is stamped into the name plate on the machine. Style numbers are classified as standard and special. Standard Style numbers have one or more letters suffixed, but never contain the letter "Z". Example: "Style 51200 BD". Special Style numbers contain the letter "Z". When only minor changes are made in a standard machine, a "Z" is suffixed to the Standard Style number. Example: "51200 BDZ".

Styles of machines similar in construction are grouped under a class number which differs from the style number, in that it contains no letters. Example: "51200".

## APPLICATION OF CATALOG

This catalog applies specifically to the Standard Style of machine as listed herein. It can also be applied with discretion to some Special Styles of machines in this class. Reference to direction, such as right, left, front, back, etc., are given from the operator's position while seated at the machine. Operating direction of handwheel is toward the operator.

## STYLE OF MACHINE

Streamlined Flat Bed, Low Throw, Trimming Knife Abreast of Needle, Rear Chip Disposal, One Needle, Needle Bearing Needle Bar Drive, Light Weight Presser Bar and Needle Bar Driving Mechanism, Single Disc Take-up, Single Reservoir Enclosed Automatic Lubricating System, Filter Type Oil Return Pump With Oil Pump Base Plate, Oil Siphon Assembly, Lateral Looper Travel.

51200 BD For miscellaneous operations on ladies' blouses, children and ladies' dresses and similar operations when taping is required on light to medium weight materials. Seam specification 401-SSa-1. Stitch range 9 to 14 per inch.

## NEEDLES

Each Union Special needle has both a type number and a size number. The type number denotes the kind of shank, point, length, groove, finish and other details. The size number, stamped on the needle shank, denotes the largest diameter of blade measured in thousandths of an inch, midway between the shank and the eye. Collectively, the type number and the size number is the complete symbol.

Standard needle for Style 51200 BD is Type 108 GS. It has a round shank, round point, extra short, double groove, struck groove, ball eye, spotted, chromium plated - sizes 032, 036, 038, 040, 044, 049.

To have needle orders promptly and accurately filled, an empty package, a sample needle, or the type and size number should be forwarded. Use description on label. A complete order would read as follows: "1000 Needles, Type 108 GS, Size 032".

Selection of the proper needle size should be determined by size of thread used. Thread should pass freely through needle eye in order to produce a good stitch formation.

For best results, use only genuine Union Special needles in the operation of these machines. They are packaged under our brand name, *Union Special* which is backed by a reputation for producing highest quality needles for more than three-quarters of a century.



## IDENTIFYING PARTS

Where construction permits, each part is stamped with its part number. On some of the smaller parts, and on those where the construction does not permit, an identification letter is stamped in to distinguish the part from similar ones.

Part numbers represent the same part, regardless of catalog in which they appear.

IMPORTANT! ON ALL ORDERS, PLEASE INCLUDE PART NAME AND STYLE OF MACHINE FOR WHICH PART IS ORDERED.

## TERMS

Prices are strictly net cash and are subject to change without notice. All shipments are forwarded f. o. b. shipping point. Parcel Post shipments are insured unless otherwise directed. A charge is made to cover postage and insurance.

## OILING

The oil has been drained from the machine before shipping, and the reservoir must be filled before beginning to operate. Use a straight mineral oil with a Saybolt viscosity of 200 to 250 seconds at 100° Fahrenheit.

Oil is filled at the spring cap in the top cover and the level is checked at the sight gauge on the front of the machine. The oil level should be maintained between the red lines on the gauge. The capacity of the oil reservoir is 12 ounces.

The machine is automatically lubricated and no oiling, other than keeping the main reservoir filled, is necessary.

A daily check before the morning start should be made and oil added if required. Oil which has gone through the machine is filtered and pumped back into the main reservoir, making too frequent oilings unnecessary. Excessive oil in the main reservoir may be drained at the plug screw in the main frame directly under the handwheel.

The following is a numerical list of the parts in this machine. Quantities, part numbers, and descriptions are given. Following the parts list are photographs of some of the major parts.

Amt.	Part No.	Description	Amt.	Part No.	Description	Amt.	Part No.	Description
1	8	Feed Rocker Shaft	1	660-207	Oil Seal Ring for	2	22559 G	Screw for 29066 R
3	18	Nut for 51240 E, 55241 N, 55244 G			foot lifter lever	1	22560 B	SetScrew for 51134
3	20	Washer for 51282 AH	2	660-212	bushing	1	22562 A	Screw for 51254 H
3	20	Washer for 51236 G, 51758, 55244 G			Oil Seal Ring for	3	22569 B	Screw for bearing
2	25 S	Screw for 51282 AJ	2	666-65	51150, 51250 E	3	22569 B	housing
1	27-435		2	666-111	(22586 R)	3	22569 B	Screw for 51282 Y
	Blk.	Needle Bar Eyelet	2	666-114	Oil Wick for 51144	15	22571 A	Screw for 51493 AH
		Washer			Oil Wick for 8	2	22571 B	Plug Screw
2	28	Screw for 51704	2	666-118	Oil Wick for right	1	22580 D	Plug Screw
1	28 C	Screw for 51236 A			main shaft bearing			Set Screw for
2	50-216		1	666-149	Oil Wick for left	2	22581	51723 A
	Blk.	Pin for 51757 B	1	666-170	main shaft bearing	1	22585 A	Screw for 21171 S
1	50-458		1	666-170	Felt Wick for 51054	2	22585 A	Screw for 21171 V
	Blk.	Pin for 51241 K	2	666-179	Oil Wick for needle	1	22585 B	Screw for 51282 AF
1	50-648		1	666-201	lever	1	22585 B	Screw for 51225
	Blk.	Lucite Oil Gauge	1	666-208	Wedge Pin for 666-111			(51225 W)
1	50-789		1	666-209	Felt Plug for 51294 U	1	22585 C	Screw for 21171 U
	Blk.	Oil Cap Hinge Pin	1	666-214	Oil Wick for 51294 X	1	22586 R	Screw for 660-212
		for 52882 AD	2	667 B-10	Felt Siphon Cup Disc			(51250 D)
3	52 A	Thread Eyelet			Felt Lint Filter	1	22596	Screw for 21657 Y
		(98 A)	2	719	Dowel Pin for	2	22596 D	Screw for 51250 S
1	54	Needle Lever Link			51273 C	1	22598 C	Screw for 21657-3
		for 29348 P	2	753	Screw for 51150,	1	22729	Screw for 51243 C
1	73	Screw for looper			51250 E	1	22729 A	Screw for 51294 U
1	77	Screw for needle	1	906	Support Axle Cone	1	22729 B	Screw for 51294 U
		lever link pin,	1	906 A	(188 D)	1	22733 B	Plug Screw for
		upper	1	6042 A	Screw for 39271 A			52882 L (41394 A)
1	77	Screw for 51054	1	7947	Screw for 51250 T	1	22758 C	Screw for 53783 A
2	77	Screw for 51236 A	1	12538	Washer for 52894 AM	3	22760 A	Screw for 51281 AN
2	77 F	Screw for 51281 AR	1	12982	Nut for 51294 R			(35772 H)
1	78	Screw for needle	1	15465 F	Nut for 51241 K	2	22768	Screw for 51236 B
		lever link pin,	1		Lock Nut for 81	2	22768	Screw for 51258,
		lower			Looper Rocker Cone			51258 A
2	80	Screw for cloth plate	1	20149 C	for 29192 (88)	1	22795	Screw for 51236 G
2	80	Screw for 51280 N	1	21171 S	Pin for 51250 T	1	22799 N	Screw for 52971 J
1	81	Screw for 51242 Y			Tape Reel Support	1	22801	Screw for 51225
		(12982)	1	21171 U	(22581)	1	22811 B	Screw for 51242 W
2	87	Screw for throat plate	1	21171 V	Strip Guide (22585 C)	1	22819	Screw for 51217 E
2	88	Set Screw for 15465 F	1	21171 X	Strip Guide Support	1	22829	Lock Nut Screw for
1	88	Screw for 52894 AK			(22585 A)			51745
4	90	Screw for 52882 Y,	1	21171 Y	Tape Reel Assembly,	1	22834	Needle Guard
		52894 AB			complete			Adjusting Screw
2	90	Screw for 52882 AA	1	21210 A	Tape Reel Pin	2	22839 C	Screw for cloth plate
1	91	Clamp Screw for	1	21212	(258 A)	1	22845 B	Screw for 51281 AN
		51220 H			Looper Collar	3	22848	Screw for 51282 AH
2	93	Screw for B21375 AH	1	B21375 AH	Oil Siphon Connection			(20)
1	95	Plug Screw	1	21657-3	Locking Ring	1	22848	Screw for 51758
2	95	Screw for 51147			Belt Guard (93)	9	22848	Screw for 52882 L
1	95	Screw for 51270 B	1	21657 E	Tension Release	2	22852 A	Screw for 51242 Y,
1	96	Screw for 51244	1	21657 W	Separator (22598 C)			51250 S
1	96	Spot Screw for			Washer for 51757 B	1	22863	Feed Dog Holder
		51723 A	1	21657 X	Tension Release	1	22883 A	Adjusting Screw
4	98	Screw for 482			Lever Shaft	1	22889 A	Plug Screw
2	98	Screw for 51235	1	21657 Y	Tension Release			Adaptor Screw for
1	98	Screw for 51244			Lever Shaft Bushing	2	22889 C	51758
3	98 A	Screw for 52 A			Tension Release	1	22889 D	Plug Screw, back
1	98 A	Screw for 51291 A	1	21695 Y	(22596)	4	22894 C	Plug Screw, left
4	109	Tension Disc			Finger Guard			Eccentric Set Screw
2	166	Screw for 52972	3	22513	(22517 B)	2	22894 C	for 29105 AA
2	188 D	Screw for 753	2	22517	Screw for 35731 A	1	22894 D	Screw for 52373 B
1	258	Nut for 51280 E	2	22517 B	Screw for 51273 C			Eccentric Spot Screw
1	258 A	Nut for 660-136	2	22519 C	Screw for 21695 Y	2	22894 D	for 29105 AA
2	258 A	Nut for 21171 Y			Screw for 51235 A	2	22894 F	Spot Screw for 51406
1	258 A	Nut for 51134 H	1	22519 H	(51235 G)	2	22894 F	Screw for pulley
1	258 A	Lock Nut for 51745	1	22524	Screw for 51244 B	1	22894 H	Screw for 51242 W
1	258 A	Nut for 52894 AM			Feed Dog Height	2	22894 J	Screw for 51247
2	269	Nut for 51236 G,	1		Adjusting Screw	1	22894 T	SetScrew for 51142 F
		51240 E	6	22524	Screw for 51282 AF	1	29066 R	Needle Lever
2	402	Screw for 51283 H,	1	22528	Screw for feed dog			Connecting Rod Ball
		53783 A	1	22528	Screw for 51757 B			Joint Assembly
2	482	Collar for 8 (98)	1	22537	Screw for 53783 N	1	29105 AA	(22559 G)
1	531	Screw for 51257 M	1	22539 H	Plug Screw			Looper Drive
2	531	Screw for 51493 J	3	22541 B	Screw for 52882 AD	1	29192	Eccentric Assembly
2	531	Screw for 51493 K	1	22542	Screw for 51282 Y			Looper Rocker
1	643-127		4	22548	Screw for 52882 AE			Assembly
	Blk.	Oil Pump Gasket	2	22550	Screw for 51278 H	1	29348 P	Needle Lever Assembly
1	660-136	Feed Crank Link	1	22557 B	Screw for 53783 L	2	29476 DV	Feed Lift and
		Oil Tube (258 A)	2	22559 A	Bearing CapScrew,			Looper Avoid
1	660-202	"O" Ring for			lower, for 29105 AA			Eccentric Assembly,
		pulley	2	22559 B	Bearing CapScrew,	1	29476 FG	.062 inch throw
					upper, for 29105 AA			Crankshaft Assembly,
								.770 inch throw




Amt.	Part No.	Description	Amt.	Part No.	Description	Amt.	Part No.	Description
1	29476 KN	Knife Drive Connection Assembly, .112 inch throw	1	51236 F	Feed Crank Ferrule for 51236 E	1	51278 H	Chip Guard (22550)
2	35178 D	Spring for 666-65	1	51236 G	Feed Crank Stud (20, 269, 22795)	1	51280 E	Throat Plate Support Pin (258)
2	35178 D	Spring for 666-114	1	51240 E	Looper Connecting Rod (18, 269)	1	51280 J	Dowel Pin for 51280 N
2	35731 A	Presser Bar Connection Guide Plate (22513)	1	51241 K	Looper Connecting Rod and Ball Joint, right (12538)	1	51280 N	Throat Plate Support (80)
3	35772 H	Washer for 22760 A	1	51242 L	Looper Drive Lever Rocker Thrust Washer	1	51281 AN	Cloth Plate Cover Spring (22760 A, 22845 B, 35772 H)
1	39270 E	Upper Knife Holder (906)	3	51242 M	Washer for 906 A, 22852 A, 52841 G	1	51281 AP	Cloth Plate Cover
1	39271 A	Oil Cap for 52882 AD	1	51242 P	Looper Drive Lever Shaft	1	51281 AR	Cloth Plate Cover Adjustable Extension (77 F)
1	39582 L	Gasket for 22733 B	1	51242 R	Looper Drive Lever Shaft Bushing, middle	1	51282 Y	Head Cover (22569 B)
2	41394 A	Nut for 51292 G	1	51242 S	Looper Drive Lever Shaft Bushing, rear	1	51282 Z	Gasket for 51282 Y
1	43266	Feed Crank Link Pin (77)	1	51242 W	Looper Drive Lever (22811 B, 22894 H)	1	51282 AE	Needle Lever Bearing Oiler (90)
1	51054	Link Pin for needle lever (77, 78)	1	51242 Y	Looper Drive Lever Rocker (81, 22852 A, 51242 M)	1	51282 AF	Oil Reservoir Top Cover (22524, 22585 A)
1	51134	Feed Bar (22560 B)	1	51242 Z	Looper Drive Lever Shaft Bushing, front	1	51282 AH	Oil Shield (20, 22848)
1	51134 C	Feed Bar Shaft	1	51243 C	Ball Stud Fork (22729)	1	51282 AJ	Hinged Oil Shield (25 S)
1	51134 H	Feed Dog Holder (258, 51134 J)	1	51244	Looper Rocker Frame (96, 98)	2	51282 AK	Spring for 51282 AJ
1	51134 J	Feed Dog Holder Washer	1	51244 B	Looper Rocker Shaft Arm (77, 22519 H)	1	51283 H	Presser Foot Lifter and Tension Disc Release Lever (402)
1	51134 P	Felt for 51134 C	2	51244 L	Looper Rocker Shaft Thrust Washer	1	51290 T	Main Shaft Bushing, middle
1	51134 R	Lubricating Felt Guard	1	51244 M	Looper Rocker Shaft Bushing, right	1	51291 A	Looper Thread Guard (98 A)
1	51142 F	Eccentric for 29476 KN (22894 T)	1	51244 N	Looper Rocker Shaft Clamp Collar (18, 20, 55244 G)	2	51292 A	Tension Post Ferrule
1	51144	Looper Rocker Shaft	1	51246	Looper Rocker Stud Nut	2	51292 C	Tension Nut
2	51145 A	Eccentric Bearing Assembly for 29476 DV	1	51247	Main Shaft Counter-weight (22894 J)	2	51292 D	Tension Thread Eyelet
1	51145 E	Eccentric Bearing Assembly for 29476 KN	1	51249 B	Lower Knife	1	51292 F-1	Tension Spring, looper
1	51147	Main Shaft Collar (95)	1	51250 A	Needle Lever Bushing	1	51292 F-5	Tension Spring, needle
1	51150	Needle Lever Shaft Stop Collar (719)	1	51250 D	Washer for 22586 R	2	51292 G	Tension Post
1	51201 N	Cloth Plate (80, 22839 C)	1	51250 E	Needle Lever Stud (719)	1	51294 K	Upper Clamp for 51294 U
1	51205 H	Feed Dog (22528)	1	51250 F	Gasket for 22586 R	1	51294 M	Oil Siphon Tube
1	51208 D	Looper	1	51250 S	Lower Knife Block (22596 D)	1	51294 N	Oil Siphon Tube Connection
1	51213	Looper Rocker for 29192	1	51250 T	Lower Knife Clamp (906 A, 20149 C)	1	51294 P	Oil Tube Clamp (7947, 51294 R)
1	51215 J	Needle Lever	1	51254 C	Needle Bar Bushing, upper	1	51294 R	Screw for 51294 P (7947)
2	51216 G	Needle Lever Connecting Rod	1	51254 D	Needle Bar Bushing, lower	1	51294 U	Oil Siphon Assembly (22729 A, 22729 B)
28	51216 M	Needle Bearing Roller for 29476 FG	1	51254 H	Needle Bar Connection (22562 A)	1	51294 X	Oil Tube for knife arm
1	51216 N	Washer for 51215 J	1	51255 C	Presser Bar Spring	1	51382 A	Gasket for 51282 AF
1	51216 P	Nut for 51215 J	1	51256 N	Presser Spring Regulator	2	51406	Eccentric for 29476 DV (22894 D)
1	51217 E	Needle Bar (22819)	1	51257 K	Presser Bar	2	51491 C	Lead-in Thread Eyelet
1	51220 H	Presser Foot (91)	1	51257 M	Presser Bar Connection and Guide (531)	1	51493 D	Oil Pump Driving Shaft
1	51221 C	Pulley (22894 F)	1	51257 AA	Presser Bar Bushing, lower	2	51493 E	Driving Shaft Gear
1	51222 K	Main Shaft	1	51258	Needle Lever Thread Eyelet (22768)	1	51493 J	Pump Driving Gear (531)
1	51224 H-1/8	Throat Plate (87)	1	51258 A	Needle Bar Thread Eyelet (22768)	1	51493 K	Pump Driven Gear (531)
1	51225	Needle Guard (22585 B, 22801)	1	51270 B	Needle Thread Take-up Wire (95)	1	51493 AG	Oil Pump Housing (22569 B)
1	51225 W	Washer for 22585 B	1	51272 D	Block Guide Collar Shaft Spring	1	51493 AH	Oil Pump Housing Cover (22569 B)
1	51230 AC	Presser Foot Bottom for 51220 H)	1	51273 C	Upper Knife Lever Stud	1	51493 BK	Lint Filter Screen
1	51235	Feed Rocker (98)	1	51273	Support Bracket (667 B-10, 22517)	1	51704	Cast-off Plate (28)
1	51235 A	Feed Rocker Arm (22519 C, 51235 G)				1	51723 A	Take-up (96, 22580 D)
2	51235 G	Washer for 22519 C				1	51745	Looper Rocker Cone Stud for 29192 (258 A, 22829, 51246)
2	51236 A	Link Pin for 51145 A (77)				1	51757 B	Cast-off Plate Support (21657 E, 22528)
1	51236 A	Link Pin for 52373 (28 C)				1	51758	Frame Needle Thread Eyelet (20, 22848, 22889 A)
1	51236 B	Feed Crank Stud Cap (22768)				1	52373	Knife Arm
1	51236 D	Feed Crank Link for 51236 E				2	52373 A	Bushing for 52373
1	51236 E	Feed Crank Link Assembly				1	52373 B	Knife Arm Stud (22894 C)
						1	52470	Stop for looper connecting rod

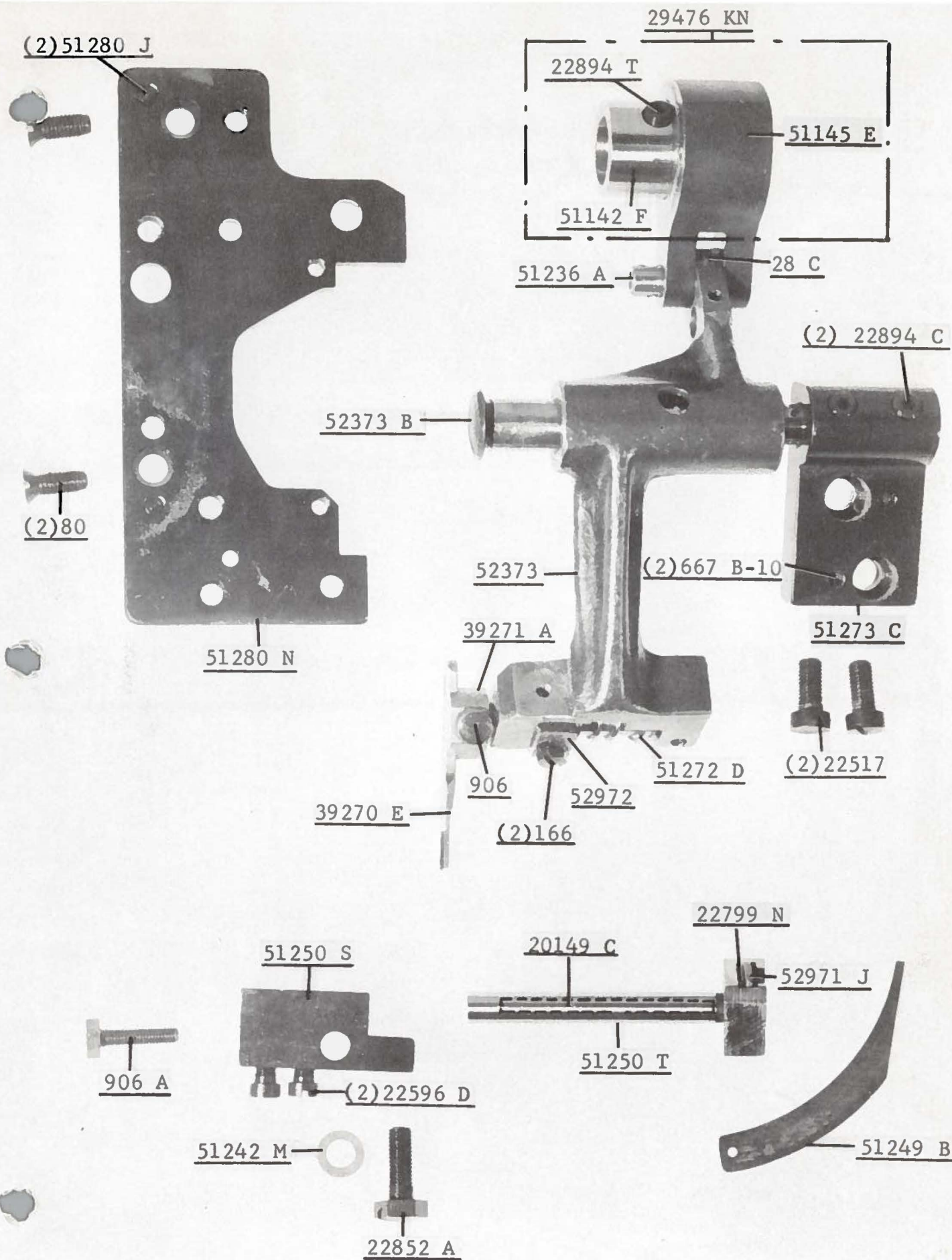
Amt.	Part No.	Description	Amt.	Part No.	Description	Amt.	Part No.	Description
1	52703	Edge Guide	1	52882 AD	Chamber Cover (22541 B)	1	52971 J	Knife Clamp Plate (22799 N)
2	52782 C	Adaptor Screw for 21171 X	1	52882 AE	Crank Chamber Cover (22548)	1	52972	Knife Guide Collar (166)
1	52794 G	Feed Lift and looper avoid eccentric oil tube	1	52883 R	Presser Foot Lifter Lever Bushing	1	52978 G	Hinge Pin for 51282 AJ
2	52836 P	Feed Rocker Shaft Bushing	1	52883 S	Presser Foot Lifter Lever Bell	1	53783 A	Lifter Lever Link (402, 22758 C)
1	52836 R	Looper Rocker Shaft Bushing, left	2	52890 C	Crank Spring	1	53783 L	Presser Foot Lifter Lever Bell Crank (22557 B)
1	52841 G	Locking Stud for 51242 Y (52841 J)	1	52891 B	Main Shaft Bushing, left and right	1	53783 M	Presser Foot Lifter Lever Connecting Rod
1	52841 J	Nut for 52841 G	1	52892	Crankshaft Housing, includes bushing (22569 B)	1	53783 N	Presser Foot Lifter Lever, internal (22537)
1	52882 L	Oil Reservoir Back Cover (22733 B, 22848, 41394 A)	2	52894 AB	Tension Post Support Oil Tube Holder (90)	1	55241 E	Spring for 51241 K
1	52882 M	Gasket for 52882 L	1	52894 AK	Oil Tube for looper rocker and left ball joint (88)	1	55241 N	Looper Connecting Rod Ball Joint, left (18)
1	52882 P	Gasket for 52882 AD	1	52894 AM	Oil Tube for right ball joint (258 A, 6042 A)	1	55244 G	Looper Rocker Shaft Collar Stud (18, 20)
1	52882 U	Gasket for 52882 AE				2	80577	Spacing Washer for 21657-3, 52892
1	52882 W	Gasket for 22542						
1	52882 Y	Baffle Plate (90)						
1	52882 AA	Oil Drip Plate for 52882 AD (90)						
1	52882 AC	Oil Cap Torsion Spring for 52882 AD						

NOTE: Numbers in parentheses following parts description indicate the screws, nuts, etc., used to attach or hold these parts.





















*Union Special*®  
INDUSTRIAL SEWING MACHINES

UNION SPECIAL maintains sales and service facilities throughout the world. These offices will aid you in the selection of the right sewing equipment for your particular operation. Union Special representatives and service men are factory trained and are able to serve your needs promptly and efficiently. Whatever your location, there is a Union Special Representative to serve you. Check with him today.

ATLANTA, GA.

BOSTON, MASS.

CHICAGO, ILL.

DALLAS, TEXAS

LOS ANGELES, CAL.

NEW YORK, N. Y.

PHILADELPHIA, PA.

MONTREAL, QUEBEC

BRUSSELS, BELGIUM

LEICESTER, ENGLAND

LONDON, ENGLAND

PARIS, FRANCE

STUTTGART, GERMANY

Representatives and distributors in all important  
industrial cities throughout the world.

*Union Special*  
MACHINE COMPANY

404 N. FRANKLIN ST., CHICAGO 10, ILL.